

ph HORN ph



GORGE ET BROCHAGE

GOLE E STOZZATURA

2023/2024



EXPÉRIMENTEZ HORN
PROVA HORN

Expérimentez HORN

Les résultats exceptionnels sont toujours la combinaison d'un processus d'usinage optimal et d'un outil parfaitement adapté. Pour y parvenir, HORN combine technologie avancée, performance et fiabilité. De la pièce unitaire à la production en série, pour des applications standard ou spéciales : Nos outils vous offrent des solutions efficaces, économiques et de haute qualité. Pour vous aider dans le choix des paramètres de coupe, nos tableaux dans le catalogue respectif fournissent des valeurs empiriques démontrées. Profitez de l'expertise de nos conseillers internes et nos ingénieurs commerciaux.

La durabilité est un élément central de notre philosophie d'entreprise. C'est pourquoi nous avons toujours mis l'accent sur la qualité la protection de l'environnement, l'efficacité énergétique et la sécurité de nos produits et de notre production. En tant que partenaire performant et fiable en matière d'outils, nous veillons à ce que vous nous rejoigniez dans un avenir économique innovant et solide.



Lothar Horn
Directeur Général
Paul Horn GmbH



Markus Horn
Directeur Général
Paul Horn GmbH



Matthias Rommel
Directeur Général
Paul Horn GmbH

Provate HORN

I risultati eccezionali sono sempre una combinazione di un processo di taglio ottimale e di un utensile perfetto. Per raggiungere questo obiettivo, HORN combina tecnologia avanzata, prestazioni e affidabilità. Dal pezzo singolo alla produzione in serie, per applicazioni standard o speciali: I nostri utensili vi offrono soluzioni veloci, economiche e di alta qualità. Per assistervi nella scelta dei parametri di taglio, le nostre tabelle nel catalogo forniscono valori empirici comprovati. Approfittate dell'esperienza del nostro personale d'ufficio e dei nostri ingegneri di vendita.

La sostenibilità è una parte centrale della nostra filosofia aziendale. Per questo motivo ci siamo sempre concentrati sulla garanzia di qualità, sulla tutela dell'ambiente, sull'efficienza energetica e sulla sicurezza dei nostri prodotti e della nostra produzione. In qualità di partner efficiente e affidabile, ci assicuriamo che vi unirete a noi in un futuro economico innovativo e forte.



Lothar Horn
Direttore Generale
Paul Horn GmbH



Markus Horn
Direttore Generale
Paul Horn GmbH




Matthias Rommel
Direttore Generale
Paul Horn GmbH

Sommaire / Indice

A	Système 100 / 101 Sistema
B	Système 117 Sistema
C	Système 223 Sistema
D	Système 209 Sistema
E	Système 216 Sistema
F	Système 217 Sistema
G	Système 224 Sistema
H	Système 229 / 259 Sistema
I	Système 231 Sistema
J	Système 262 Sistema
K	Système 264 Sistema
L	Système 274 Sistema
M	Système 32T Sistema

A**B****C****D****E****F****G****H****I****J****K****L****M**



Sommaire / Indice

N	Système 34T Sistema	N
O	Système 312 Sistema	O
P	Système 315 Sistema	P
Q	Système 316 Sistema	Q
R	Système 64T Sistema	R
S	Filetage Filettare	S
T	Gorge frontale Gole assiali	T
U	Tronçonnage Troncatura	U
V	Base de support VDI Supporto base VDI	V
W	Speed-Forming	W
X	Brochage Stozzatura	X
Y	Informations techniques / Accesories Informazioni tecniche / Accessori	Y

INDEX

Système Sistema	100	101	117	223	209	216	217	224	229 259	231
Usinage intérieur / Lavorazioni interne										
Ø Alésage Foro Ø				≥ 18	≥ 16	≥ 20	≥ 20	≥ 28	≥ 38	≥ 75
Largeur de gorge Larghezza della gola				1,2 - 3	2 - 3	2 - 6	0,5 - 5,3	2 - 6	2,5 - 10	2,5 - 10
Gorge Gole				•	•	•	•	•	•	•
Chariotage Tornitura in passata				•	•	•		•	•	
S Filetage Filettatura								•	•	•
Profil Profilatura				•	•	•		•	•	
Gorge frontale Gole assiali										
Usinage extérieur / Lavorazioni esterne										
Profon. de gorge Profon. della gola	≤ 55	≤ 13	≤ 10	≤ 11				≤ 4,7	≤ 32,5	≤ 25
Largeur de gorge Larghezza della gola	2 - 16	1,2-1,6	10 - 45	1,2 - 3				0,5 - 5,3	2 - 6	2,5 - 10
Gorge Gole	•	•		•				•	•	•
Chariotage Tornitura in passata	•			•				•	•	
Tronçonnage Troncatura	•	•		•				•	•	
Filetage Filettatura								•	•	•
Profil Profilatura			•					•	•	•
Gorge frontale Gole assiali								•	•	•
Chapitre Capitolo	A	A	B	C	D	E	F	G	H	I

Dimensions en mm
Dimensioni in mm

Système Sistema	262	264	274	32T	34T	312	315	316	64T	15 25A
Usinage intérieur / Lavorazioni interne										
Ø Alésage Foro Ø						≥ 46	≥ 43			15 - 50
Largeur de gorge Larghezza della gola						0,5 - 6,3	0,5 - 8			2 - 4
Gorge Gole						•	•			
Chariotage Tornitura in passata							•			
S Filetage Filettatura							•			
Profil Profilatura							•			
Gorge frontale Gole assiali										•
Usinage extérieur / Lavorazioni esterne										
Prof. de gorge Prof. della gola	≤ 7,5	≤ 16	≤ 6	≤ 3,5	≤ 6,5	≤ 8	≤ 6	≤ 8	≤ 5,5	≤ 25
Largeur de gorge Larghezza della gola	0,025 - 6	1,5 - 3	0,5 - 7	0,5 - 2,5	1,03 - 5	0,5 - 6,3	0,5 - 8	1,5 - 3	0,5 - 3,15	2 - 4
Gorge Gole	•	•	•	•	•	•	•	•	•	
Chariotage Tornitura in passata	•	•	•	•	•	•	•	•	•	
Tronçonnage Troncatura	•	•	•	•	•	•	•	•	•	
Filetage Filettatura		•	•	•			•		•	
Profil Profilatura							•			
Gorge frontale Gole assiali						•	•			•
Chapitre Capitolo	J	K	L	M	N	O	P	Q	R	T

Dimensions en mm
Dimensioni in mm

Vue d'ensemble des applications tournage

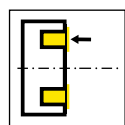
Panoramica delle applicazioni tornitura



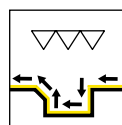
	μ Finish		Dégagement de filetage Gole scarico filetto
	Gorge intérieur Gole interne		Gorge et chariotage Gole e tornitura in passata
	Alésage intérieur Barenatura interna		Gorge extérieur Gole externe
	Tournage en tirant intérieur Alesatura in tiro interna		Gorge rayon complet extérieur Gole raggio completo esterna
	Alésage et chanfrein intérieur Barenatura interna e smussatura		Gorge extérieure avec NAKF Gole externe con NAKF
	Pretrouçonnage et chanfreinage intérieur Pregola e smussatura interna		Copiage et chariotage extérieur Tornitura in copiatura esterna
	Gorge intérieure à rayon complet Gole interne tutto raggio		Chariotage extérieur Tornitura in passata esterna
	Chanfreinage intérieur Smussatura interna		Tronçonnage Troncatura
	Gorge intérieure avec chanfrein Gole con smussi		Copiage et chariotage Tornitura in copiatura
	Alésage et copiage Barenatura e profilatura		Alesage en tirant extérieur Alesatura in tiro esterna
	Dégagements intérieur Scarico di rettifica interna		Gorges poly V Forma gola Poly-V
	Dégagements extérieur Scarico di rettifica esterna		Gorges multiples Gole multiple

Vue d'ensemble des applications tournage

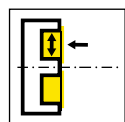
Panoramica delle applicazioni tornitura




Gorge frontale
Gole assiali



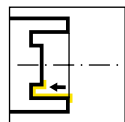
Tournage de précision
Tornitura fine



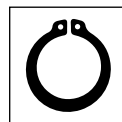
Tournage de face axiale
Tornitura longitudinale assiale



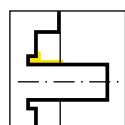
Formes géométriques
Forme di geometria



Gorge frontale dans un alésage
Gole assiali interne



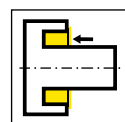
Gorges circlips
Gole Seeger



Gorge frontal sur une face le long
d'un axe
Gole assiali dietro l'asse del pezzo



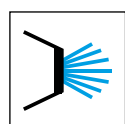
Speed Forming



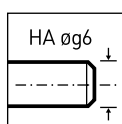
Gorge frontale le long d'un axe
Gole assiali con ingombro

Vue d'ensemble des applications arrosage et formes du corps

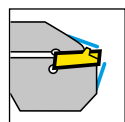
Panoramica delle applicazioni refrigerante e forma di gambo



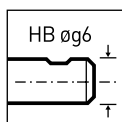
Arrosage inter
Refrigerante interno



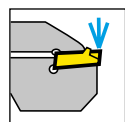
Formes du corps HA
Forma di gambo HA



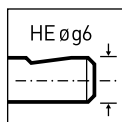
Lubrification ciblée
Lubrorefrigerazione mirata



Formes du corps HB
Forma di gambo HB



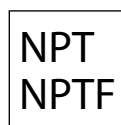
Arrosage central sur la
plaquette
Adduzione del lubrorefrigerante
attraverso l'inserto



Formes du corps HE
Forma di gambo HE



Filetage profil partiel
Filettatura profilo parziale



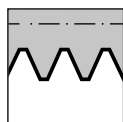
National pipe thread



Filetage profil plein
Filettatura profilo completo



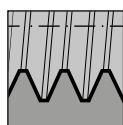
Filetage de tube acier
Filettatura di tubi d'acciaio



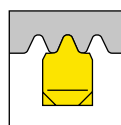
Filetage extérieur
Filettatura esterna



Filetage ISO-métrique
Filetti metrici



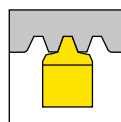
Filetage intérieur
Filettatura interna



Filetage Whitworth
Filettatura Whitworth



Filetage Whitworth BSW/BSF
Filettatura Whitworth BSW/BSF


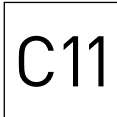


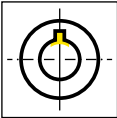
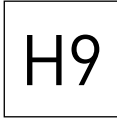
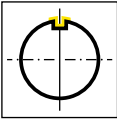


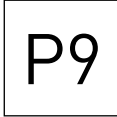
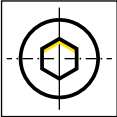
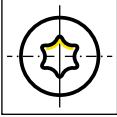
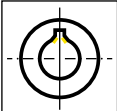


Filetage trapézoïdale
Filettatura Trapezoidale



Filetage UN
Filettatura UN

Aucunes cales nécessaires. Tous les profils de HORN sont fabriqués avec une grande dépouille radiale.
Non è necessaria la sottopiacchetta. La HORN realizza tutti i profili dei filetti con angoli di spoglia idonei.

	Géométrie A Geometria A		Tolérance C11 Classe di tolleranza C11
	Géométrie B Geometria B		Tolérance D10 Classe di tolleranza D10
	Brochage intérieur Stozzatura interna		Tolérance H9 Classe di tolleranza H9
	Brochage extérieure Stozzatura esterna		Tolérance JS9 Classe di tolleranza JS9
	Brochage de carré intérieur Stozzatura di quadri interna		Tolérance P9 Classe di tolleranza P9
	Brochage hexagone intérieur Stozzatura sedi esagone interna		
	Brochage Torx intérieur Stozzatura Torx interna		
	Brochage chanfrein Stozzatura smusso		

Géométries et avances

Geometrie e avanzamenti



Géométrie Geometria	Matière Materiale	Avance f [mm/trs] Avanzamento f [mm/giro]	Usinage Lavorazione						
	<table border="1"> <tr> <td>P</td> <td>M</td> <td>K</td> </tr> <tr> <td>N</td> <td>S</td> <td>H</td> </tr> </table>	P	M	K	N	S	H	<p>↓ 0,15-0,25</p> <p>↔ 0,15-0,40</p>	
P	M	K							
N	S	H							
	<table border="1"> <tr> <td>P</td> <td>M</td> <td>K</td> </tr> <tr> <td>N</td> <td>S</td> <td>H</td> </tr> </table>	P	M	K	N	S	H	<p>↓ 0,10-0,45</p> <p>↔ 0,15-0,60</p>	
P	M	K							
N	S	H							
	<table border="1"> <tr> <td>P</td> <td>M</td> <td>K</td> </tr> <tr> <td>N</td> <td>S</td> <td>H</td> </tr> </table>	P	M	K	N	S	H	<p>↓ 0,05-0,30</p> <p>↔ 0,10-0,30</p>	
P	M	K							
N	S	H							
	<table border="1"> <tr> <td>P</td> <td>M</td> <td>K</td> </tr> <tr> <td>N</td> <td>S</td> <td>H</td> </tr> </table>	P	M	K	N	S	H	<p>↓ 0,02-0,10</p>	
P	M	K							
N	S	H							
	<table border="1"> <tr> <td>P</td> <td>M</td> <td>K</td> </tr> <tr> <td>N</td> <td>S</td> <td>H</td> </tr> </table>	P	M	K	N	S	H	<p>↓ 0,03-0,15</p> <p>↔ 0,05-0,20</p>	
P	M	K							
N	S	H							

Géométries et avances

Geometrie e avanzamenti



Géométrie Geometria	Matière Materiale	Avance f [mm/trs] Avanzamento f [mm/giro]	Usinage Lavorazione						
	<table border="1"> <tr> <td>P</td> <td>M</td> <td>K</td> </tr> <tr> <td>N</td> <td>S</td> <td>H</td> </tr> </table>	P	M	K	N	S	H	<p>↓ 0,08-0,30</p>	
P	M	K							
N	S	H							
	<table border="1"> <tr> <td>P</td> <td>M</td> <td>K</td> </tr> <tr> <td>N</td> <td>S</td> <td>H</td> </tr> </table>	P	M	K	N	S	H	<p>↓ 0,10-0,45</p>	
P	M	K							
N	S	H							
	<table border="1"> <tr> <td>P</td> <td>M</td> <td>K</td> </tr> <tr> <td>N</td> <td>S</td> <td>H</td> </tr> </table>	P	M	K	N	S	H	<p>↓ 0,03-0,15</p>	
P	M	K							
N	S	H							
	<table border="1"> <tr> <td>P</td> <td>M</td> <td>K</td> </tr> <tr> <td>N</td> <td>S</td> <td>H</td> </tr> </table>	P	M	K	N	S	H	<p>↓ 0,03-0,15</p>	
P	M	K							
N	S	H							
	<table border="1"> <tr> <td>P</td> <td>M</td> <td>K</td> </tr> <tr> <td>N</td> <td>S</td> <td>H</td> </tr> </table>	P	M	K	N	S	H	<p>↓ 0,15-0,25 ↔ 0,10-0,25</p>	
P	M	K							
N	S	H							

Géométries et avances

Geometrie e avanzamenti



Géométrie Geometria	Matière Materiale	Avance f [mm/trs] Avanzamento f [mm/giro]	Usinage Lavorazione						
	<table border="1"> <tr> <td>P</td> <td>M</td> <td>K</td> </tr> <tr> <td>N</td> <td>S</td> <td>H</td> </tr> </table>	P	M	K	N	S	H	<p>↓ 0,05-0,25</p> <p>↔ 0,05-0,25</p>	
P	M	K							
N	S	H							
	<table border="1"> <tr> <td>P</td> <td>M</td> <td>K</td> </tr> <tr> <td>N</td> <td>S</td> <td>H</td> </tr> </table>	P	M	K	N	S	H	<p>↓ 0,10-0,45</p> <p>↔ 0,05-0,25</p>	
P	M	K							
N	S	H							
	<table border="1"> <tr> <td>P</td> <td>M</td> <td>K</td> </tr> <tr> <td>N</td> <td>S</td> <td>H</td> </tr> </table>	P	M	K	N	S	H	<p>↓ 0,10-0,22</p> <p>↔ 0,05-0,20</p>	
P	M	K							
N	S	H							
	<table border="1"> <tr> <td>P</td> <td>M</td> <td>K</td> </tr> <tr> <td>N</td> <td>S</td> <td>H</td> </tr> </table>	P	M	K	N	S	H	<p>↓ 0,10-0,22</p> <p>↔ 0,05-0,20</p>	
P	M	K							
N	S	H							
	<table border="1"> <tr> <td>P</td> <td>M</td> <td>K</td> </tr> <tr> <td>N</td> <td>S</td> <td>H</td> </tr> </table>	P	M	K	N	S	H	<p>↓ 0,05-0,15</p>	
P	M	K							
N	S	H							

Géométries et avances

Geometrie e avanzamenti



Géométrie Geometria	Matière Materiale	Avance f [mm/trs] Avanzamento f [mm/giro]	Usinage Lavorazione						
	<table border="1"> <tr> <td>P</td> <td>M</td> <td>K</td> </tr> <tr> <td>N</td> <td>S</td> <td>H</td> </tr> </table>	P	M	K	N	S	H	<p>↓ 0,07-0,25</p>	
P	M	K							
N	S	H							
	<table border="1"> <tr> <td>P</td> <td>M</td> <td>K</td> </tr> <tr> <td>N</td> <td>S</td> <td>H</td> </tr> </table>	P	M	K	N	S	H	<p>↓ 0,20-0,30</p>	
P	M	K							
N	S	H							
	<table border="1"> <tr> <td>P</td> <td>M</td> <td>K</td> </tr> <tr> <td>N</td> <td>S</td> <td>H</td> </tr> </table>	P	M	K	N	S	H	<p>↓ 0,05-0,25 ↔ 0,05-0,25</p>	
P	M	K							
N	S	H							
	<table border="1"> <tr> <td>P</td> <td>M</td> <td>K</td> </tr> <tr> <td>N</td> <td>S</td> <td>H</td> </tr> </table>	P	M	K	N	S	H	<p>↓ 0,02-0,12</p>	
P	M	K							
N	S	H							
	<table border="1"> <tr> <td>P</td> <td>M</td> <td>K</td> </tr> <tr> <td>N</td> <td>S</td> <td>H</td> </tr> </table>	P	M	K	N	S	H	<p>↓ 0,03-0,12</p>	
P	M	K							
N	S	H							

Géométries et avances

Geometrie e avanzamenti



Géométrie Geometria	Matière Materiale	Avance f [mm/trs] Avanzamento f [mm/giro]	Usinage Lavorazione						
	<table border="1"> <tr> <td>P</td> <td>M</td> <td>K</td> </tr> <tr> <td>N</td> <td>S</td> <td>H</td> </tr> </table>	P	M	K	N	S	H	<p>↓ 0,02-0,10</p> <p>↔ 0,02-0,15</p>	
P	M	K							
N	S	H							
	<table border="1"> <tr> <td>P</td> <td>M</td> <td>K</td> </tr> <tr> <td>N</td> <td>S</td> <td>H</td> </tr> </table>	P	M	K	N	S	H	<p>↓ 0,02-0,12</p>	
P	M	K							
N	S	H							
	<table border="1"> <tr> <td>P</td> <td>M</td> <td>K</td> </tr> <tr> <td>N</td> <td>S</td> <td>H</td> </tr> </table>	P	M	K	N	S	H	<p>↓ 0,02-0,08</p> <p>↔ 0,02-0,04</p>	
P	M	K							
N	S	H							
	<table border="1"> <tr> <td>P</td> <td>M</td> <td>K</td> </tr> <tr> <td>N</td> <td>S</td> <td>H</td> </tr> </table>	P	M	K	N	S	H	<p>↓ 0,04-0,15</p>	
P	M	K							
N	S	H							
	<table border="1"> <tr> <td>P</td> <td>M</td> <td>K</td> </tr> <tr> <td>N</td> <td>S</td> <td>H</td> </tr> </table>	P	M	K	N	S	H	<p>↓ 0,05-0,20</p>	
P	M	K							
N	S	H							

Géométries et avances

Geometrie e avanzamenti



Géométrie Geometria	Matière Materiale	Avance f [mm/trs] Avanzamento f [mm/giro]	Usinage Lavorazione						
	<table border="1"> <tr> <td>P</td> <td>M</td> <td>K</td> </tr> <tr> <td>N</td> <td>S</td> <td>H</td> </tr> </table>	P	M	K	N	S	H	<p>↓ 0,03-0,15</p>	
P	M	K							
N	S	H							
	<table border="1"> <tr> <td>P</td> <td>M</td> <td>K</td> </tr> <tr> <td>N</td> <td>S</td> <td>H</td> </tr> </table>	P	M	K	N	S	H	<p>↓ 0,05-0,15 ↔ 0,05-0,20</p>	
P	M	K							
N	S	H							
	<table border="1"> <tr> <td>P</td> <td>M</td> <td>K</td> </tr> <tr> <td>N</td> <td>S</td> <td>H</td> </tr> </table>	P	M	K	N	S	H	<p>↓ 0,07-0,25</p>	
P	M	K							
N	S	H							
	<table border="1"> <tr> <td>P</td> <td>M</td> <td>K</td> </tr> <tr> <td>N</td> <td>S</td> <td>H</td> </tr> </table>	P	M	K	N	S	H	<p>↓ 0,25-0,4</p>	
P	M	K							
N	S	H							
	<table border="1"> <tr> <td>P</td> <td>M</td> <td>K</td> </tr> <tr> <td>N</td> <td>S</td> <td>H</td> </tr> </table>	P	M	K	N	S	H	<p>↓ 0,06-0,08 ↔ 0,06-0,08</p>	
P	M	K							
N	S	H							

Géométries et avances

Geometrie e avanzamenti



Géométrie Geometria	Matière Materiale	Avance f [mm/trs] Avanzamento f [mm/giro]	Usinage Lavorazione						
	<table border="1"> <tr> <td>P</td> <td>M</td> <td>K</td> </tr> <tr> <td>N</td> <td>S</td> <td>H</td> </tr> </table>	P	M	K	N	S	H	<p>↓ 0,02-0,10</p> <p>↔ 0,02-0,15</p>	
P	M	K							
N	S	H							
	<table border="1"> <tr> <td>P</td> <td>M</td> <td>K</td> </tr> <tr> <td>N</td> <td>S</td> <td>H</td> </tr> </table>	P	M	K	N	S	H	<p>↓ 0,02-0,10</p> <p>↔ 0,0015-0,07</p>	
P	M	K							
N	S	H							
	<table border="1"> <tr> <td>P</td> <td>M</td> <td>K</td> </tr> <tr> <td>N</td> <td>S</td> <td>H</td> </tr> </table>	P	M	K	N	S	H	<p>↓ 0,02-0,08</p>	
P	M	K							
N	S	H							
	<table border="1"> <tr> <td>P</td> <td>M</td> <td>K</td> </tr> <tr> <td>N</td> <td>S</td> <td>H</td> </tr> </table>	P	M	K	N	S	H	<p>↔ 0,05-0,2</p>	
P	M	K							
N	S	H							

Géométries et avances Brochage



Geometrie e avanzamenti Stozzatura



Géométrie
Geometria



Matière
Materiale

Usinage
Lavorazione



Recommended for: Broaching units
Recommandé pour: Unités de brochage

$ap = 0,02 - 0,15 \text{ mm}$



Recommandé pour: brochage conventionnel
Raccomandata per stozzatura cnc convenzionale

$ap = 0,02 - 0,15 \text{ mm}$

- Toutes les dimensions sont en mm, sauf indication contraire.
Tutte le dimensioni sono espresse in mm, salvo diversa indicazione.
- D'autres dimensions et versions sont disponibles sur demande.
Altre dimensioni e versioni sono disponibili su richiesta..
- Vous trouverez le couple de serrage des vis dans le chapitre " Informations techniques ".
Per le coppie di serraggio specifiche, consultare le "Istruzioni tecniche".
- Délais de livraison / Tempi di consegna
 - ▲ en stock / a stock
 - △ 4 semaines / 4 settimane
- Utilisation pour les groupes de matériaux / Utilizzo per gruppi di materiali
 - Premier choix / raccomandato
 - Choix alternatif / alternativa
 - ne convient pas / non adatto

Le code d'interface de connexion HORN - à quoi sert-il ?

Le code de l'interface de connexion vous permet de toujours trouver les outils appropriés. Il est indiqué sur les porte-outils et les plaquettes. Si les codes correspondent, la plaquette peut être utilisée dans le porte-outil correspondant.

Cela s'applique également à notre système de porte-outils modulaire, où le code de connexion indique l'interface entre le porte-outils et la cassette.

Il nuovo codice di accoppiamento HORN: a cosa serve?

Il codice di connessione assicura di utilizzare sempre il giusto utensile per ogni portautensile ed è riportato sia sui portautensili che sugli inserti. Se i codici corrispondono, l'inserto può essere utilizzato nel portautensile corrispondente.

Questo vale anche per il nostro sistema di portautensili modulari, dove il codice di connessione indica l'interfaccia tra il portautensile e la cassetta.

Codes d'interface HORN et combinaisons possibles:

Codice di connessione HORN e possibili combinazioni:

HIS = Taille de logement de la plaquette / sede dell'inserto

HWS = Interface côté pièce / interfaccia dal lato del pezzo da lavorare

HMS = Interface côté machine / interfaccia dal lato della macchina

HIS	↔	HWS
HMS	↔	HWS

Exemple de plaquette

Esempio di inserto

N° de commande Codice prodotto	w	r	h ₁	HIS	MG12	H54	T125	TN35
S223.0200.32	2	0,2	3,65	22301	▲	▲	▲	▲

Exemple de porte outils

Esempio di portainsero

N° de commande Codice prodotto	h	b	l ₁	l ₂	h ₁	b ₁	f ₁	f	t _{max}	D _{max}	HWS
RH223.1010.01	10	10	80	20	12	12	9,2	f ₁ +w/2	8	25	12301 • 22301

100/101



Lame et plaquettes

Profondeur de gorge 1,2 - 16 mm
Profondeur de gorge jusqu'à 55 mm

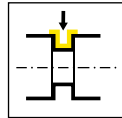
Lama e inserto

Profondità della gola 1,2 - 16 mm
Profondità della gola fino a 55 mm

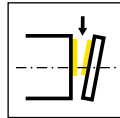
Géométries et avances
Geometrie e avanzamenti

Page/Pag.
25-26

Porte outils
Portainsero
H100/H101

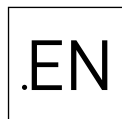


Page/Pag.
27-48, 74

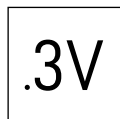


Page/Pag.
49-63

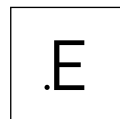
Plaquette
Inserto
S100/S101



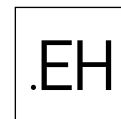
Page/Pag.
64, 67



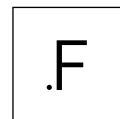
Page/Pag.
65, 71




Page/Pag.
66




Page/Pag.
68



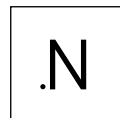
Page/Pag.
69




Page/Pag.
70



Page/Pag.
72



Page/Pag.
73



Page/Pag.
75

Géométries et avances

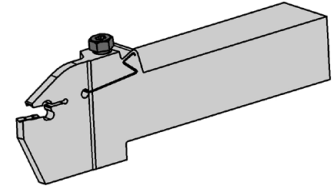
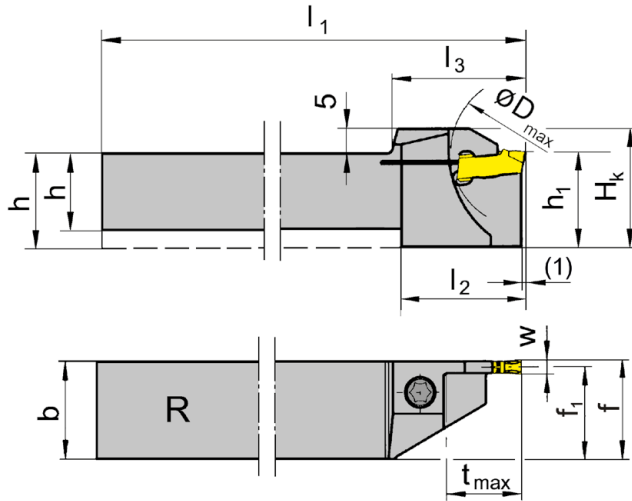
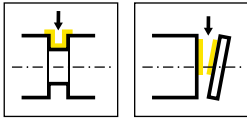
Geometrie e avanzamenti



A

Géométrie Geometria	Matière Materiale	Avance f [mm/trs] Avanzamento f [mm/giro]	Usinage Lavorazione						
	<table border="1"> <tr> <td>P</td> <td>M</td> <td>K</td> </tr> <tr> <td>N</td> <td>S</td> <td>H</td> </tr> </table>	P	M	K	N	S	H	<p>↓ 0,15-0,25</p> <p>↔ 0,15-0,40</p>	
P	M	K							
N	S	H							
	<table border="1"> <tr> <td>P</td> <td>M</td> <td>K</td> </tr> <tr> <td>N</td> <td>S</td> <td>H</td> </tr> </table>	P	M	K	N	S	H	<p>↓ 0,05-0,20</p>	
P	M	K							
N	S	H							
	<table border="1"> <tr> <td>P</td> <td>M</td> <td>K</td> </tr> <tr> <td>N</td> <td>S</td> <td>H</td> </tr> </table>	P	M	K	N	S	H	<p>↓ 0,08-0,30</p>	
P	M	K							
N	S	H							
	<table border="1"> <tr> <td>P</td> <td>M</td> <td>K</td> </tr> <tr> <td>N</td> <td>S</td> <td>H</td> </tr> </table>	P	M	K	N	S	H	<p>↓ 0,10-0,45</p>	
P	M	K							
N	S	H							
	<table border="1"> <tr> <td>P</td> <td>M</td> <td>K</td> </tr> <tr> <td>N</td> <td>S</td> <td>H</td> </tr> </table>	P	M	K	N	S	H	<p>↓ 0,03-0,15</p>	
P	M	K							
N	S	H							

Géométrie Geometria	Matière Materiale	Avance f [mm/trs] Avanzamento f [mm/giro]	Usinage Lavorazione						
	<table border="1"> <tr> <td>P</td> <td>M</td> <td>K</td> </tr> <tr> <td>N</td> <td>S</td> <td>H</td> </tr> </table>	P	M	K	N	S	H	<p>↓ 0,03-0,15</p>	
P	M	K							
N	S	H							
	<table border="1"> <tr> <td>P</td> <td>M</td> <td>K</td> </tr> <tr> <td>N</td> <td>S</td> <td>H</td> </tr> </table>	P	M	K	N	S	H	<p>↓ 0,05-0,25</p> <p>↔ 0,05-0,25</p>	
P	M	K							
N	S	H							
	<table border="1"> <tr> <td>P</td> <td>M</td> <td>K</td> </tr> <tr> <td>N</td> <td>S</td> <td>H</td> </tr> </table>	P	M	K	N	S	H	<p>↓ 0,07-0,25</p>	
P	M	K							
N	S	H							



R = version à droite représentée
R = versione destra come in figura

L = version à gauche
L = versione sinistra a specchio

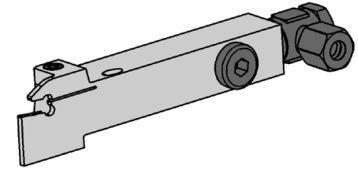
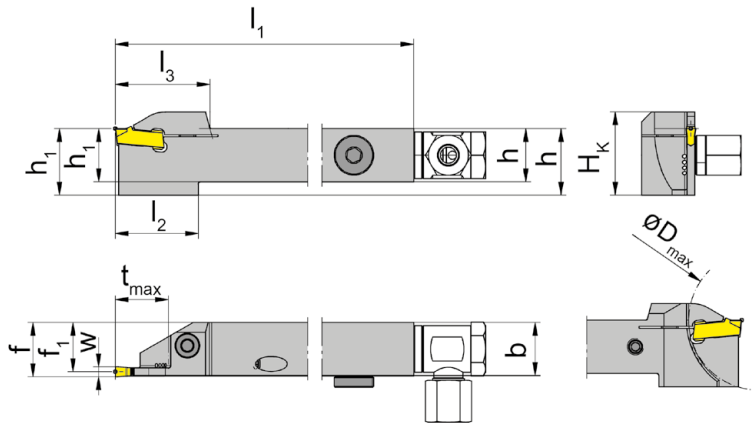
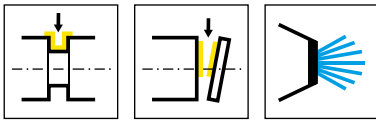
N° de commande Codice prodotto	h	b	l ₁	l ₂	l ₃	h ₁	f ₁	f	t _{max}	D _{max}	H _k	HWS
RH100.1010.01	10	10	125	19	21	13	9,25	f ₁ +w/2	10,5	21	18	100018
RH100.1010.11	10	10	125	21	23	16	9,25	f ₁ +w/2	13	42	21	100018
RH100.1212.01	12	12	125	21	23	16	11,25	f ₁ +w/2	13	26	21	100018
RH100.1212.11	12	12	125	21	26	16	11,25	f ₁ +w/2	16	42	21	100018
RH100.1616.11	16	16	125	24	26	20	15,25	f ₁ +w/2	16	42	25	100018
RH100.1616.21	16	16	125	30	33,5	20	15,25	f ₁ +w/2	21	42	25	100018
RH100.2020.11	20	20	125	-	26	20	19,25	f ₁ +w/2	16	42	25	100018
RH100.2020.21	20	20	125	-	33,5	20	19,25	f ₁ +w/2	21	42	25	100018
RH100.2525.21	25	25	150	-	33,5	25	24,3	f ₁ +w/2	21	42	30	100018
LH100.1010.01	10	10	125	19	21	13	9,25	f ₁ +w/2	10,5	21	18	100018
LH100.1010.11	10	10	125	21	23	16	9,25	f ₁ +w/2	13	42	21	100018
LH100.1212.01	12	12	125	21	23	16	11,25	f ₁ +w/2	13	26	21	100018
LH100.1212.11	12	12	125	21	26	16	11,25	f ₁ +w/2	16	42	21	100018
LH100.1616.11	16	16	125	24	26	20	15,25	f ₁ +w/2	16	42	25	100018
LH100.1616.21	16	16	125	30	33,5	20	15,25	f ₁ +w/2	21	42	25	100018
LH100.2020.11	20	20	125	-	33,5	20	19,25	f ₁ +w/2	16	42	25	100018
LH100.2020.21	20	20	125	-	33,5	20	19,25	f ₁ +w/2	21	42	25	100018
LH100.2525.21	25	25	150	-	33,5	25	24,3	f ₁ +w/2	21	42	30	100018

w voir plaquettes
w vd. inserti

Pièces Détachées

Ricambi

Porte outils Portainsero	Vis de serrage Vite di serraggio	Tournevis TORX PLUS® Cacciavite TORX PLUS®
R/LH100...	4.15T15P	T15PQ



R = version à droite représentée
R = versione destra come in figura

L = version à gauche
L = versione sinistra a specchio

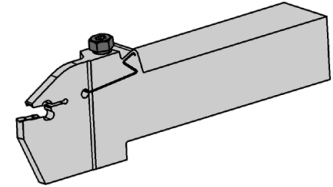
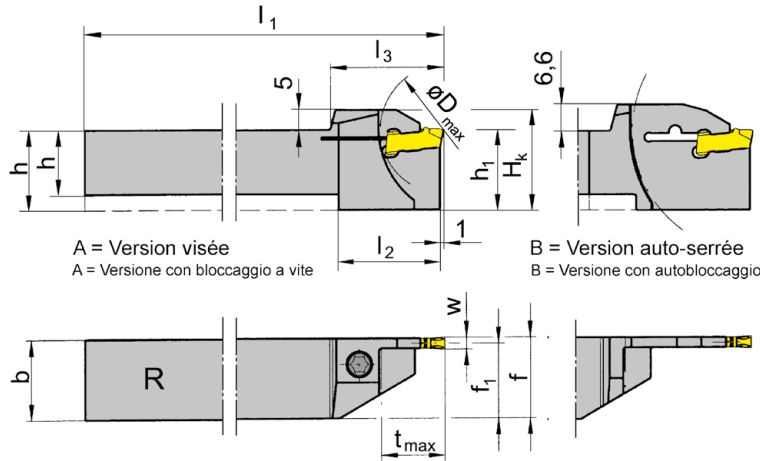
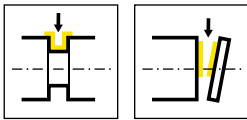
N° de commande Codice prodotto	h	b	l ₁	l ₂	l ₃	h ₁	f ₁	f	t _{max}	D _{max}	H _k	HWS
RH100.1212.01.IK	12	12	125	21	23	12	11,25	f ₁ +w/2	13	26	21	100018
RH100.1212.11.IK	12	12	125	21	26	12	11,25	f ₁ +w/2	16	42	21	100018
RH100.1616.11.IK	16	16	125	24	26	16	15,25	f ₁ +w/2	16	42	25	100018
RH100.1616.21.IK	16	16	125	30	33,5	16	15,25	f ₁ +w/2	21	42	25	100018
RH100.2020.11.IK	20	20	125	-	33,5	20	19,25	f ₁ +w/2	16	42	25	100018
RH100.2020.21.IK	20	20	125	-	33,5	20	19,25	f ₁ +w/2	21	42	25	100018
RH100.2525.21.IK	25	25	150	-	33,5	25	24,3	f ₁ +w/2	21	42	30	100018
LH100.1212.01.IK	12	12	125	21	23	12	11,25	f ₁ +w/2	13	26	21	100018
LH100.1212.11.IK	12	12	125	21	26	12	11,25	f ₁ +w/2	16	42	21	100018
LH100.1616.11.IK	16	16	125	24	26	16	15,25	f ₁ +w/2	16	42	25	100018
LH100.1616.21.IK	16	16	125	30	33,5	16	15,25	f ₁ +w/2	21	42	25	100018
LH100.2020.11.IK	20	20	125	-	33,5	20	19,25	f ₁ +w/2	16	42	25	100018
LH100.2020.21.IK	20	20	125	-	33,5	20	19,25	f ₁ +w/2	21	42	25	100018
LH100.2525.21.IK	25	25	150	-	33,5	25	24,3	f ₁ +w/2	21	42	30	100018

w voir plaquettes
w vd. inserti

Pièces Détachées

Ricambi

Porte outils Portainsero	Vis de serrage Vite di serraggio	Arrosage Lubrificazione	Tournevis TORX PLUS® Cacciavite TORX PLUS®	Vis Vite
R/LH100.1212...	4.15T15P	004.00.22	T15PQ	
R/LH100...	4.15T15P	004.00.16	T15PQ	004.00.26
R/LH100.2020.21.IK	4.15T15P	004.00.16	T20PQ	004.00.26



R = version à droite représentée
R = versione destra come in figura

L = version à gauche
L = versione sinistra a specchio

N° de commande Codice prodotto	h	b	l ₁	l ₂	l ₃	h ₁	f ₁	f	t _{max}	D _{max}	H _k	Forme Forma	HWS
RH100.1212.02	12	12	125	21	23	16	11,05	f ₁ +w/2	13	25	21	A	100028
RH100.1616.02	16	16	125	19	21	20	15,05	f ₁ +w/2	10,5	42	25	A	100028
RH100.1212.12	12	12	125	24	26	16	11,05	f ₁ +w/2	16	42	25	A	100028
RH100.1616.12	16	16	125	24	26	20	15,05	f ₁ +w/2	16	42	25	A	100028
RH100.2020.12	20	20	125	-	26	20	19,05	f ₁ +w/2	16	42	25	A	100028
RH100.1616.22	16	16	125	30	33,5	20	15,05	f ₁ +w/2	21	42	25	A	100028
RH100.2020.22	20	20	125	-	33,5	20	19,05	f ₁ +w/2	21	42	25	A	100028
RH100.2525.22	25	25	150	-	33,5	25	24,05	f ₁ +w/2	21	42	30	A	100028
RH100.2020.32	20	20	125	35	38,5	25	19,05	f ₁ +w/2	32,5	65	31,6	B	100028
LH100.1212.02	12	12	125	21	23	16	11,05	f ₁ +w/2	13	25	21	A	100028
LH100.1616.02	16	16	125	19	21	20	15,05	f ₁ +w/2	10,5	42	25	A	100028
LH100.1212.12	12	12	125	24	26	16	11,05	f ₁ +w/2	16	42	25	A	100028
LH100.1616.12	16	16	125	24	26	20	15,05	f ₁ +w/2	16	42	25	A	100028
LH100.2020.12	20	20	125	-	26	20	19,05	f ₁ +w/2	16	42	25	A	100028
LH100.1616.22	16	16	125	30	33,5	20	15,05	f ₁ +w/2	21	42	25	A	100028
LH100.2020.22	20	20	125	-	33,5	20	19,05	f ₁ +w/2	21	42	25	A	100028
LH100.2525.22	25	25	150	-	33,5	25	24,05	f ₁ +w/2	21	42	30	A	100028
LH100.2020.32	20	20	125	35	38,5	25	19,05	f ₁ +w/2	32,5	65	31,6	B	100028

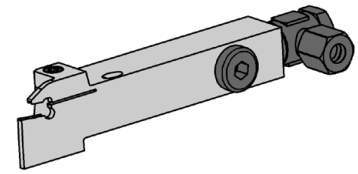
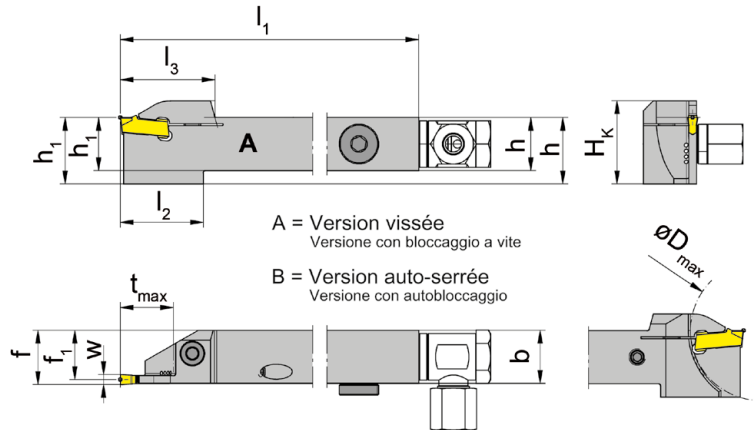
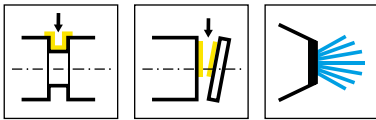
w voir plaquettes
w vd. inserti

La clé P39L n'est pas fournie avec la lame R/LH100.2020.32 - à cder séparément!
La chiave P39L non viene fornita con la lama R/LH100.2020.32 - bisogna ordinarla separatamente!

Pièces Détachées

Ricambi

Porte outils Portainsero	Vis de serrage Vite di serraggio	Tournevis TORX PLUS® Cacciavite TORX PLUS®
R/LH100...	4.15T15P	T15PQ



R = version à droite représentée
R = versione destra come in figura

L = version à gauche
L = versione sinistra a specchio

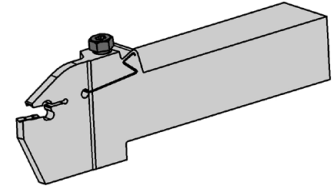
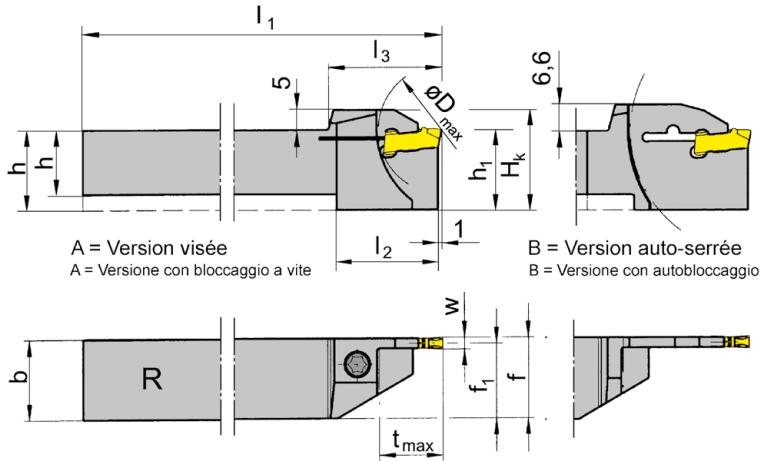
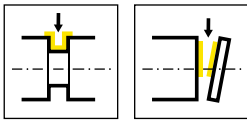
N° de commande Codice prodotto	h	b	l ₁	l ₂	l ₃	h ₁	f ₁	f	t _{max}	D _{max}	H _k	Forme Forma	HWS
RH100.1212.02.IK	12	12	125	21	23	16	11,05	f ₁ +w/2	13	25	21	A	100028
RH100.1616.02.IK	16	16	125	19	21	20	15,05	f ₁ +w/2	10,5	42	25	A	100028
RH100.1212.12.IK	12	12	125	24	26	16	11,05	f ₁ +w/2	16	42	25	A	100028
RH100.1616.12.IK	16	16	125	24	28,5	20	15,05	f ₁ +w/2	16	42	25	A	100028
RH100.2020.12.IK	20	20	125	-	26	20	19,05	f ₁ +w/2	16	42	25	A	100028
RH100.1616.22.IK	16	16	125	30	33,5	20	15,05	f ₁ +w/2	21	42	25	A	100028
RH100.2020.22.IK	20	20	125	-	33,5	20	19,05	f ₁ +w/2	21	42	25	A	100028
RH100.2525.22.IK	25	25	150	-	33,5	25	24,05	f ₁ +w/2	21	42	30	A	100028
LH100.1212.02.IK	12	12	125	21	23	16	11,05	f ₁ +w/2	13	25	21	A	100028
LH100.1616.02.IK	16	16	125	19	21	20	15,05	f ₁ +w/2	10,5	42	25	A	100028
LH100.1616.12.IK	16	16	125	24	28,5	20	15,05	f ₁ +w/2	16	42	25	A	100028
LH100.2020.12.IK	20	20	125	-	26	20	19,05	f ₁ +w/2	16	42	25	A	100028
LH100.1616.22.IK	16	16	125	30	33,5	20	15,05	f ₁ +w/2	21	42	25	A	100028
LH100.2020.22.IK	20	20	125	-	33,5	20	19,05	f ₁ +w/2	21	42	25	A	100028
LH100.2525.22.IK	25	25	150	-	33,5	25	24,05	f ₁ +w/2	21	42	30	A	100028

w voir plaquettes
w vd. inserti

Pièces Détachées

Ricambi

Porte outils Portainserito	Vis de serrage Vite di serraggio	Arrosage Lubrificazione	Tournevis TORX PLUS® Cacciavite TORX PLUS®	Vis Vite
RH100.1212.12.IK	4.15T15P	004.00.22	T15PQ	
R/LH100...	4.15T15P	004.00.16	T15PQ	004.00.26
R/LH100.2020.22.IK	5.17T20P		T20PQ	



R = version à droite représentée
R = versione destra come in figura

L = version à gauche
L = versione sinistra a specchio

N° de commande Codice prodotto	h	b	l ₁	l ₂	l ₃	h ₁	f ₁	f	t _{max}	D _{max}	H _K	Forme Forma	HWS
RH100.1212.03	12	12	125	21	23	16	10,85	f ₁ +w/2	13	26	25	A	100028
RH100.1616.03	16	16	125	19,5	23	20	14,85	f ₁ +w/2	10,5	42	25	A	100038
RH100.1616.13	16	16	125	25	28,5	20	14,85	f ₁ +w/2	16	42	25	A	100038
RH100.1616.23	16	16	125	30	33,5	20	14,85	f ₁ +w/2	21	42	25	A	100038
RH100.2020.13	20	20	125	-	28,5	20	18,85	f ₁ +w/2	16	42	25	A	100038
RH100.2020.23	20	20	125	-	33,5	20	18,85	f ₁ +w/2	21	42	25	-	100038
RH100.2020.33	20	20	125	35	38,5	25	18,85	f ₁ +w/2	32,5	65	31,6	B	100038
RH100.2525.13	25	25	150	-	28,5	25	23,85	f ₁ +w/2	16	42	30	A	100038
RH100.2525.23	25	25	150	-	33,5	25	23,85	f ₁ +w/2	21	42	30	A	100038
RH100.2525.33	25	25	150	-	38,5	25	23,85	f ₁ +w/2	32,5	65	31,6	B	100038
LH100.1212.03	12	12	125	21	23	16	10,85	f ₁ +w/2	13	26	25	A	100028
LH100.1616.03	16	16	125	19,5	23	20	14,85	f ₁ +w/2	10,5	42	25	A	100038
LH100.1616.13	16	16	125	25	28,5	20	14,85	f ₁ +w/2	16	42	25	A	100038
LH100.1616.23	16	16	125	30	33,5	20	14,85	f ₁ +w/2	21	42	25	A	100038
LH100.2020.13	20	20	125	-	28,5	20	18,85	f ₁ +w/2	16	42	25	A	100038
LH100.2020.23	20	20	125	-	33,5	20	18,85	f ₁ +w/2	21	42	25	A	100038
LH100.2020.33	20	20	125	35	38,5	25	18,85	f ₁ +w/2	32,5	65	31,6	B	100038
LH100.2525.13	25	25	150	-	28,5	25	23,85	f ₁ +w/2	16	42	30	A	100038
LH100.2525.23	25	25	150	-	33,5	25	23,85	f ₁ +w/2	21	42	30	A	100038
LH100.2525.33	25	25	150	-	38,5	25	23,85	f ₁ +w/2	32,5	65	31,6	B	100038

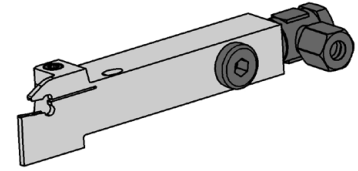
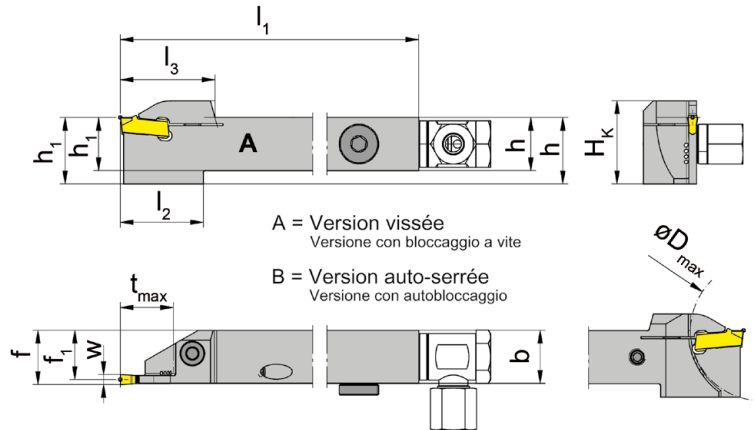
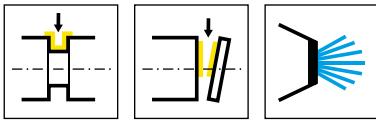
w voir plaquettes
w vd. inserti

La clé P39L n'est pas fournie avec la lame R/LH100...33 - à cder séparément!
La chiave P39L non viene fornita con la lama R/LH100...33 - bisogna ordinarla separatamente!

Pièces Détachées

Ricambi

Porte outils Portainsero	Vis de serrage Vite di serraggio	Tournevis TORX PLUS® Cacciavite TORX PLUS®
R/LH100...	5.17T20P	T20PQ



R = version à droite représentée
R = versione destra come in figura

L = version à gauche
L = versione sinistra a specchio

N° de commande Codice prodotto	h	b	l ₁	l ₂	l ₃	h ₁	f ₁	f	t _{max}	D _{max}	H _k	Forme Forma	HWS
RH100.1212.03.IK	12	12	125	21	23	16	10,85	f ₁ +w/2	13	26	25	A	100038
RH100.1616.03.IK	16	16	125	19,5	23	20	14,85	f ₁ +w/2	10,5	42	25	A	100038
RH100.1616.13.IK	16	16	125	25	28,5	20	14,85	f ₁ +w/2	16	42	25	A	100038
RH100.2020.13.IK	20	20	125	-	28,5	20	18,85	f ₁ +w/2	16	42	25	A	100038
RH100.1616.23.IK	16	16	125	30	33,5	20	14,85	f ₁ +w/2	21	42	25	A	100038
RH100.2020.23.IK	20	20	125	-	33,5	20	18,85	f ₁ +w/2	21	42	25	A	100038
RH100.2525.23.IK	25	25	150	-	33,5	25	23,85	f ₁ +w/2	21	42	30	A	100038
RH100.2020.33.IK	20	20	125	35	38,5	25	18,85	f ₁ +w/2	32,5	65	31,6	B	100038
RH100.2525.33.IK	25	25	150	-	38,5	25	23,85	f ₁ +w/2	32,5	65	31,6	B	100038
LH100.1212.03.IK	12	12	125	21	23	16	10,85	f ₁ +w/2	13	26	25	A	100038
LH100.1616.03.IK	16	16	125	19,5	23	20	14,85	f ₁ +w/2	10,5	42	25	A	100038
LH100.1616.13.IK	16	16	125	25	28,5	20	14,85	f ₁ +w/2	16	42	25	A	100038
LH100.2020.13.IK	20	20	125	-	28,5	20	18,85	f ₁ +w/2	16	42	25	A	100038
LH100.1616.23.IK	16	16	125	30	33,5	20	14,85	f ₁ +w/2	21	42	25	A	100038
LH100.2020.23.IK	20	20	125	-	33,5	20	18,85	f ₁ +w/2	21	42	25	A	100038
LH100.2525.23.IK	25	25	150	-	33,5	25	23,85	f ₁ +w/2	21	42	30	A	100038
LH100.2020.33.IK	20	20	125	35	38,5	25	18,85	f ₁ +w/2	32,5	65	31,6	B	100038
LH100.2525.33.IK	25	25	150	-	38,5	25	23,85	f ₁ +w/2	32,5	65	31,6	B	100038

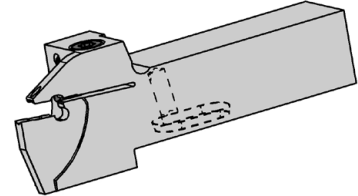
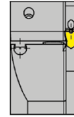
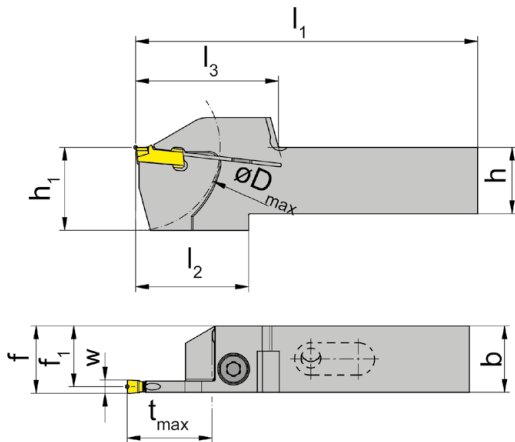
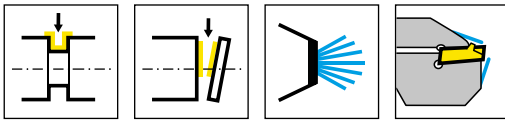
w voir plaquettes
w vd. inserti

La clé **P39L** n'est pas fournie avec la lame R/LH100...33 - à cder séparément!
La chiave P39L non viene fornita con la lama R/LH100...33 - bisogna ordinarla separatamente!

Pièces Détachées

Ricambi

Porte outils Portainsero	Vis de serrage Vite di serraggio	Tournevis TORX PLUS® Cacciavite TORX PLUS®
R/LH100...	5.17T20P	T20PQ



R = version à droite représentée
R = versione destra come in figura

L = version à gauche
L = versione sinistra a specchio

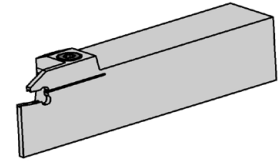
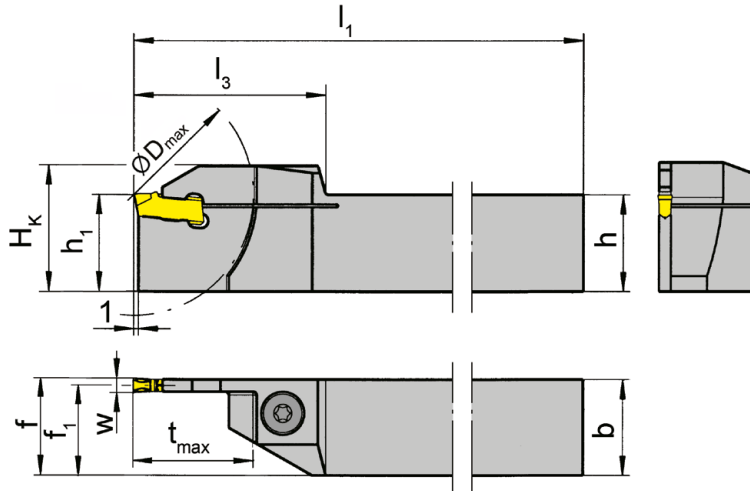
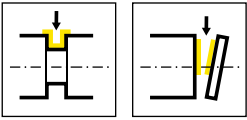
N° de commande Codice prodotto	h	b	l ₁	l ₂	l ₃	h ₁	f ₁	f	t _{max}	D _{max}	HWS
RH100.1616.2.23.IK	16	16	89	35	39	25	14,65	f ₁ +w/2	21,5	42	100038
RH100.2020.2.23.IK	20	20	102	33	39	25	18,65	f ₁ +w/2	21,5	42	100038
RH100.2020.2.73.IK	20	20	106	37	43	25	18,65	f ₁ +w/2	25,5	50	100038
RH100.2525.2.73.IK	25	25	121	37	43	30	23,65	f ₁ +w/2	25,5	50	100038
RH100.2020.34.4.73.IK	20	20	115	48	53	30	18,65	f ₁ +w/2	34	68	100038
RH100.2525.34.4.73.IK	25	25	132	48	53	35	23,65	f ₁ +w/2	34	68	100038
LH100.1616.2.23.IK	16	16	89	35	39	25	14,65	f ₁ +w/2	21,5	42	100038
LH100.2020.2.23.IK	20	20	102	33	39	25	18,65	f ₁ +w/2	21,5	42	100038
LH100.2020.2.73.IK	20	20	106	37	43	25	18,65	f ₁ +w/2	25,5	50	100038
LH100.2525.2.73.IK	25	25	121	37	43	30	23,65	f ₁ +w/2	25,5	50	100038
LH100.2020.34.4.73.IK	20	20	115	48	53	30	18,65	f ₁ +w/2	34	68	100038
LH100.2525.34.4.73.IK	25	25	132	48	53	35	23,65	f ₁ +w/2	34	68	100038

w voir plaquettes
w vd. inserti

Pièces Détachées

Ricambi

Porte outils Portainsero	Vis de serrage Vite di serraggio	Tournevis TORX PLUS® Cacciavite TORX PLUS®
R/LH100...	6.23T25P	T25PQ



L = version à gauche représentée
L = versione sinistra come in figura

R = version à droite
R = versione destra a specchio

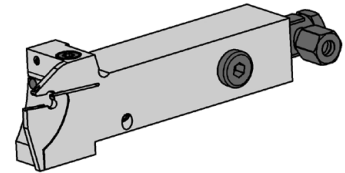
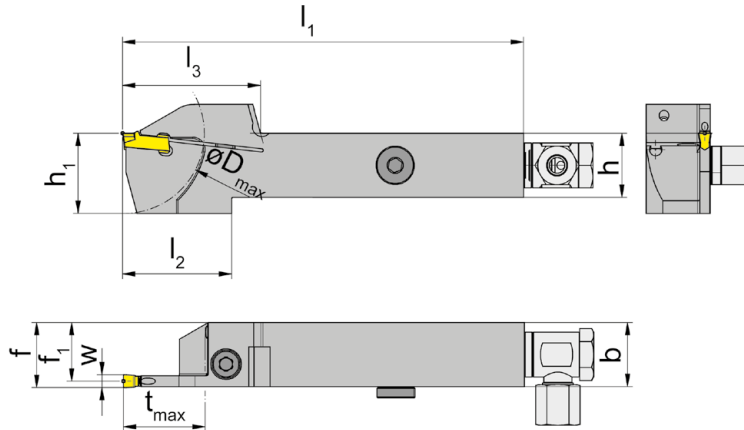
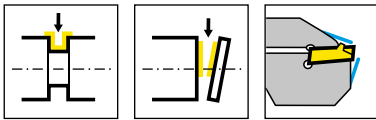
N° de commande Codice prodotto	h	b	l ₁	l ₃	h ₁	f ₁	f	t _{max}	D _{max}	H _K	HWS
RH100.2020.73	20	20	125	40	20	18,85	f ₁ +w/2	25	50	26	100038
RH100.2525.73	25	25	150	40	25	23,85	f ₁ +w/2	25	50	31	100038
RH100.2020.74	20	20	125	40	20	18,85	f ₁ +w/2	25	50	26	100048
LH100.2020.73	20	20	125	40	20	18,85	f ₁ +w/2	25	50	26	100038
LH100.2525.73	25	25	150	40	25	23,85	f ₁ +w/2	25	50	31	100038
LH100.2020.74	20	20	125	40	20	18,85	f ₁ +w/2	25	50	26	100048

w voir plaquettes
w vd. inserti

Pièces Détachées

Ricambi

Porte outils Portainsero	Vis de serrage Vite di serraggio	Tournevis TORX PLUS® Cacciavite TORX PLUS®
R/LH100...	6.23T25P	T25PQ



R = version à droite représentée
R = versione destra come in figura

L = version à gauche
L = versione sinistra a specchio

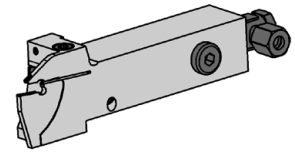
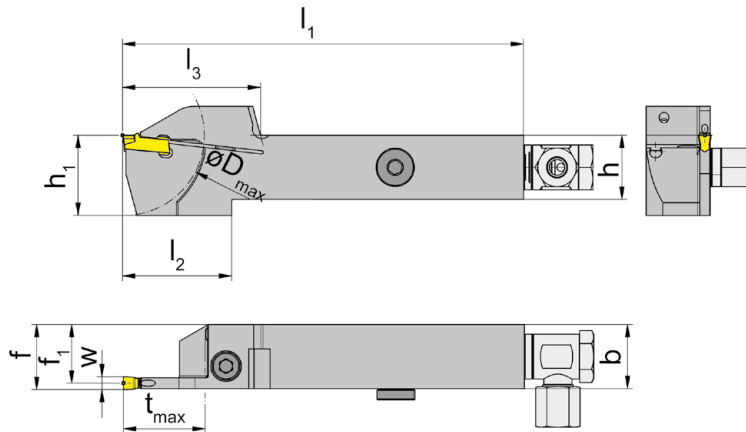
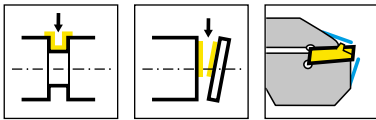
N° de commande Codice prodotto	h	b	l ₁	l ₂	l ₃	h ₁	f ₁	f	t _{max}	D _{max}	HWS
RH100.1616.0.23.IK	16	20	125	35	39	25	14,65	f ₁ +w/2	21,5	42	100038
RH100.1616.0.24.IK	16	20	125	35	39	25	14,3	f ₁ +w/2	21,5	42	100048
RH100.2020.0.23.IK	20	20	125	33	39	25	18,65	f ₁ +w/2	21,5	42	100038
RH100.2020.0.24.IK	20	20	125	33	39	25	18,3	f ₁ +w/2	21,5	42	100048
RH100.2525.0.23.IK	25	25	150	33	39	30	23,65	f ₁ +w/2	21,5	42	100038
RH100.2525.0.24.IK	25	25	150	33	39	30	23,3	f ₁ +w/2	21,5	42	100048
LH100.1616.0.23.IK	16	16	125	35	39	25	14,65	f ₁ +w/2	21,5	42	100038
LH100.1616.0.24.IK	16	16	125	35	39	25	14,3	f ₁ +w/2	21,5	42	100048
LH100.2020.0.23.IK	20	20	125	33	39	25	18,65	f ₁ +w/2	21,5	42	100038
LH100.2020.0.24.IK	20	20	125	33	39	25	18,3	f ₁ +w/2	21,5	42	100048
LH100.2525.0.23.IK	25	25	150	33	39	30	23,65	f ₁ +w/2	21,5	42	100038
LH100.2525.0.24.IK	25	25	150	33	39	30	23,3	f ₁ +w/2	21,5	42	100048

w voir plaquettes
w vd. inserti

Pièces Détachées

Ricambi

Porte outils Portainsero	Arrosage Lubrificazione	Vis de serrage Vite di serraggio	Tournevis TORX PLUS® Cacciavite TORX PLUS®	Vis Vite
R/LH100...	004.00.16	6.23T25P	T25PQ	004.00.26



R = version à droite représentée
R = versione destra come in figura

L = version à gauche
L = versione sinistra a specchio

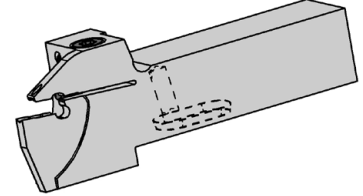
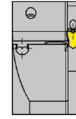
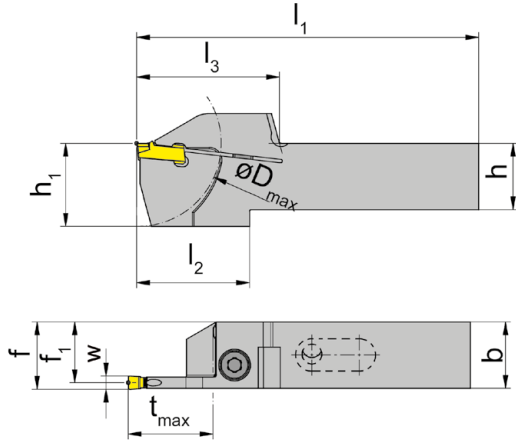
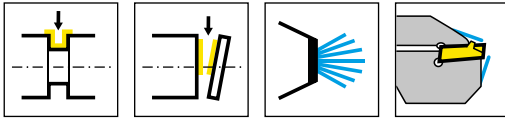
N° de commande Codice prodotto	h	b	l ₁	l ₂	l ₃	h ₁	f ₁	f	t _{max}	D _{max}	HWS
RH100.2020.0.73.IK	20	20	125	37	43	25	18,65	f ₁ +w/2	25,5	50	100038
RH100.2525.0.73.IK	25	25	150	37	43	30	23,65	f ₁ +w/2	25,5	50	100038
RH100.2525.0.74.IK	25	25	150	37	43	30	23,3	f ₁ +w/2	25,5	50	100048
LH100.2020.0.73.IK	20	20	125	37	43	25	18,65	f ₁ +w/2	25,5	50	100038
LH100.2525.0.73.IK	25	25	150	37	43	30	23,65	f ₁ +w/2	25,5	50	100038
LH100.2525.0.74.IK	25	25	150	37	43	30	23,3	f ₁ +w/2	25,5	50	100048
LH100.2020.0.74.IK	20	20	125	37	43	25	18,3	f ₁ +w/2	25,5	50	100048

w voir plaquettes
w vd. inserti

Pièces Détachées

Ricambi

Porte outils Portainsero	Arrosage Lubrificazione	Vis de serrage Vite di serraggio	Tournevis TORX PLUS® Cacciavite TORX PLUS®	Vis Vite
R/LH100....	004.00.16	6.23T25P	T25PQ	004.00.26



R = version à droite représentée
R = versione destra come in figura

L = version à gauche
L = versione sinistra a specchio

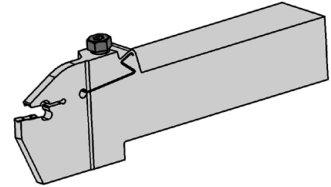
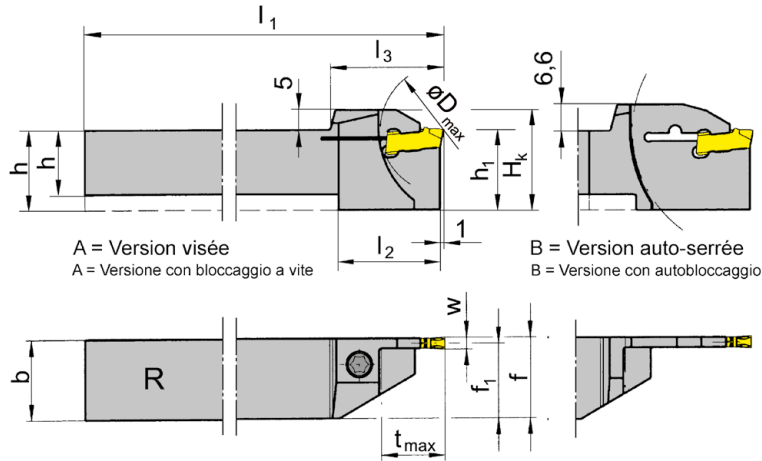
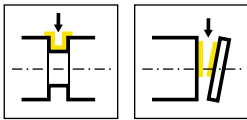
N° de commande Codice prodotto	h	b	l ₁	l ₂	l ₃	h ₁	f ₁	f	t _{max}	D _{max}	HWS
RH100.1616.2.24.IK	16	16	89	35	39	25	14,3	f ₁ +w/2	21,5	42	100048
RH100.2020.2.24.IK	20	20	102	33	39	25	18,3	f ₁ +w/2	21,5	42	100048
RH100.2020.2.74.IK	20	20	106	37	43	25	18,3	f ₁ +w/2	25,5	50	100048
LH100.1616.2.24.IK	16	16	89	35	39	25	14,3	f ₁ +w/2	21,5	42	100048
LH100.2020.2.24.IK	20	20	102	33	39	25	18,3	f ₁ +w/2	21,5	42	100048
LH100.2020.2.74.IK	20	20	106	37	43	25	18,3	f ₁ +w/2	25,5	50	100048

w voir plaquettes
w vd. inserti

Pièces Détachées

Ricambi

Porte outils Portainsero	Vis de serrage Vite di serraggio	Tournevis TORX PLUS® Cacciavite TORX PLUS®
R/LH100...	6.23T25P	T25PQ



R = version à droite représentée
R = versione destra come in figura

L = version à gauche
L = versione sinistra a specchio

N° de commande Codice prodotto	h	b	l ₁	l ₂	l ₃	h ₁	f ₁	f	t _{max}	D _{max}	H _K	Forme Forma	HWS
RH100.1616.04	16	16	125	19,5	23	20	14,45	f ₁ +w/2	10,5	42	25	A	100048
RH100.1616.14	16	16	125	25	28,5	20	14,45	f ₁ +w/2	16	42	25	A	100048
RH100.2020.14	20	20	125	-	28,5	20	18,45	f ₁ +w/2	16	42	25	A	100048
RH100.2525.14	25	25	150	-	28,5	25	23,45	f ₁ +w/2	16	42	30	A	100048
RH100.2020.34	20	20	125	35	38,5	25	18,45	f ₁ +w/2	32,5	65	31,6	B	100048
RH100.2525.34	25	25	150	40	46,5	32	23,45	f ₁ +w/2	40,5	81	38,6	B	100048
LH100.1616.04	16	16	125	19,5	23	20	14,45	f ₁ +w/2	10,5	42	25	A	100048
LH100.1616.14	16	16	125	25	28,5	20	14,45	f ₁ +w/2	16	42	25	A	100048
LH100.2020.14	20	20	125	-	28,5	20	18,45	f ₁ +w/2	16	42	25	A	100048
LH100.2525.14	25	25	150	-	28,5	25	23,45	f ₁ +w/2	16	42	30	A	100048
LH100.1616.24	16	16	125	30	33,5	20	14,45	f ₁ +w/2	21	42	25	A	100048
LH100.2020.34	20	20	125	35	38,5	25	18,45	f ₁ +w/2	32,5	65	31,6	B	100048
LH100.2525.34	25	25	150	40	46,5	32	23,45	f ₁ +w/2	40,5	81	31,6	B	100048

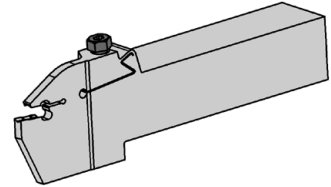
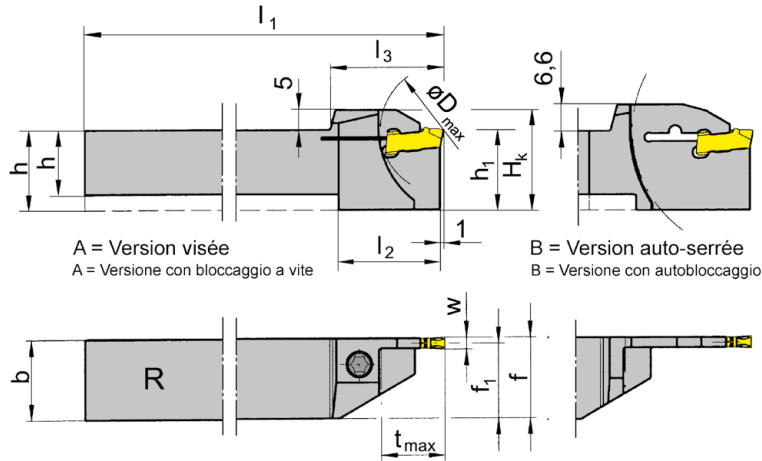
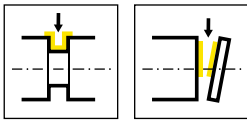
w voir plaquettes
w vd. inserti

La clé **P39L** n'est pas fournie avec la lame R/LH100...34 - à cder séparément!
La chiave **P39L** non viene fornita con la lama R/LH100...34 - bisogna ordinarla separatamente!

Pièces Détachées

Ricambi

Porte outils Portainsero	Vis de serrage Vite di serraggio	Tournevis TORX PLUS® Cacciavite TORX PLUS®
R/LH100....	5.17T20P	T20PQ



R = version à droite représentée
R = versione destra come in figura

L = version à gauche
L = versione sinistra a specchio

N° de commande Codice prodotto	h	b	l ₁	l ₂	l ₃	h ₁	f ₁	f	t _{max}	D _{max}	H _K	Forme Forma	HWS
RH100.2020.15	20	20	125	-	28,5	20	18,05	f ₁ +w/2	16	42	25	A	100058
RH100.2525.15	25	25	150	-	28,5	25	23,05	f ₁ +w/2	16	42	30	A	100058
RH100.2020.35	20	20	125	35	38,5	20	18,05	f ₁ +w/2	32,5	65	31,6	B	100058
RH100.2525.35	25	25	150	40	46,5	32	23,05	f ₁ +w/2	40,5	81	38,6	B	100058
LH100.2020.15	20	20	125	-	28,5	20	18,05	f ₁ +w/2	16	42	25	A	100058
LH100.2525.15	25	25	150	-	28,5	25	23,05	f ₁ +w/2	16	42	30	A	100058
LH100.2020.35	20	20	125	35	38,5	25	18,05	f ₁ +w/2	32,5	65	31,6	B	100058
LH100.2525.35	25	25	150	40	46,5	32	23,05	f ₁ +w/2	40,5	81	38,6	B	100058

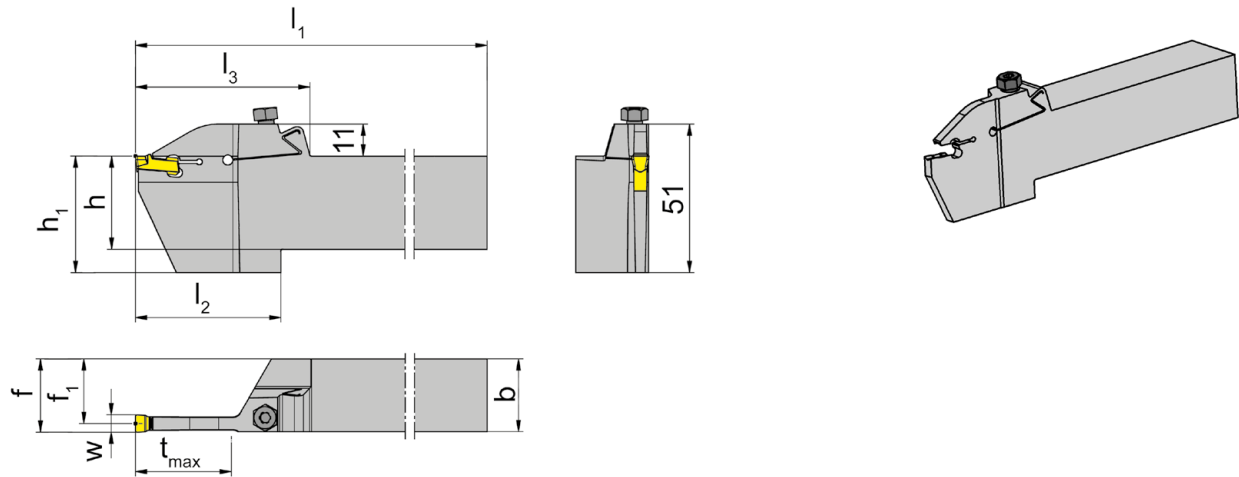
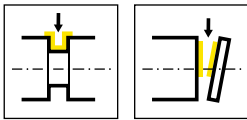
w voir plaquettes
w vd. inserti

La clé **P39L** n'est pas fournie avec la lame R/LH100...35 - à cder séparément!
La chiave P39L non viene fornita con la lama R/LH100...35 - bisogna ordinarla separatamente!

Pièces Détachées

Ricambi

Porte outils Portainsero	Vis de serrage Vite di serraggio	Tournevis TORX PLUS® Cacciavite TORX PLUS®
R/LH100....	5.17T20P	T20PQ



R = version à droite représentée
R = versione destra come in figura

L = version à gauche
L = versione sinistra a specchio

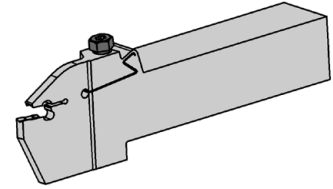
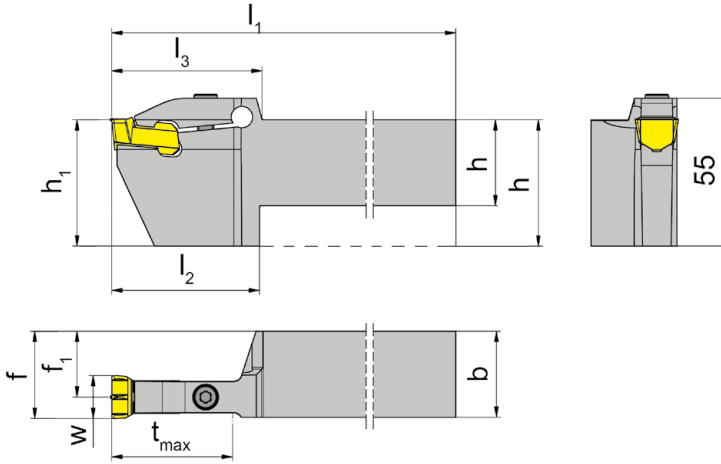
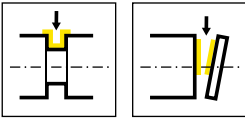
N° de commande Codice prodotto	h	b	l_1	l_2	l_3	h_1	f_1	f	t_{max}	HWS
RH100.2020.3.04	20	20	150	50	60	32	18,2	$f_1+w/2$	33	100048
RH100.2020.3.05	20	20	150	50	60	32	17,7	$f_1+w/2$	33	100058
RH100.2525.3.05	25	25	150	50	60	32	22,7	$f_1+w/2$	33	100058
RH100.2525.3.06	25	25	150	50	60	40	22,2	$f_1+w/2$	33	100068
RH100.3225.3.06	32	25	170	50	60	40	22,2	$f_1+w/2$	33	100068
RH100.3225.3.08	32	25	170	50	60	40	21,2	$f_1+w/2$	33	100088
RH100.3225.3.8	32	25	170	50	60	40	21,2	$f_1+w/2$	35	100088
RH100.3225.4.08	32	25	170	55	65	40	21,2	$f_1+w/2$	41	100088
RH100.3225.4.10	32	25	170	55	65	40	20,3	$f_1+w/2$	41	100108
RH100.3225.4.12	32	25	170	55	65	40	19,3	$f_1+w/2$	41	100128
LH100.2020.3.04	20	20	150	50	60	32	18,2	$f_1+w/2$	33	100048
LH100.2020.3.05	20	20	150	50	60	32	17,7	$f_1+w/2$	33	100058
LH100.2525.3.05	25	25	150	50	60	32	22,7	$f_1+w/2$	33	100058
LH100.2525.3.06	25	25	150	50	60	40	22,2	$f_1+w/2$	33	100068
LH100.3225.3.06	32	25	170	50	60	40	22,2	$f_1+w/2$	33	100068
LH100.3225.3.08	32	25	170	50	60	40	21,2	$f_1+w/2$	33	100088
LH100.3225.3.8	32	25	170	50	60	40	21,2	$f_1+w/2$	35	100088
LH100.3225.4.08	32	25	170	55	65	40	21,2	$f_1+w/2$	41	100088
LH100.3225.4.10	32	25	170	55	65	40	20,3	$f_1+w/2$	41	100108
LH100.3225.4.12	32	25	170	55	65	40	19,3	$f_1+w/2$	41	100128

w voir plaquettes
w vd. inserti

Pièces Détachées

Ricambi

Porte outils Portainsero	Vis de serrage Vite di serraggio	Tournevis TORX PLUS® Cacciavite TORX PLUS®
R/LH100...	030.6075.T20P	T20PQ



R = version à droite représentée
R = versione destra come in figura

L = version à gauche
L = versione sinistra a specchio

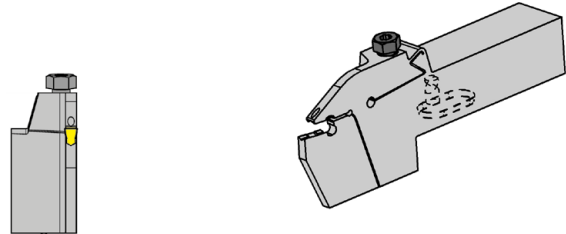
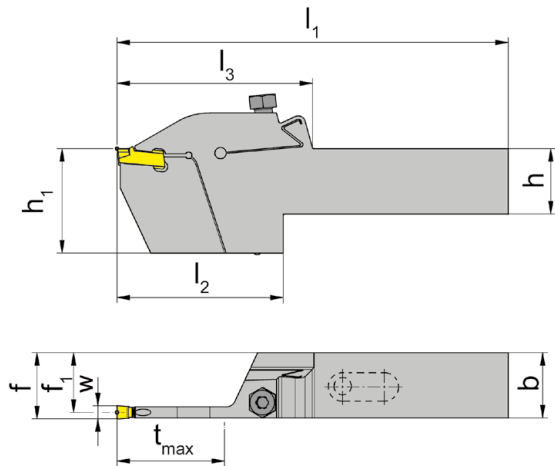
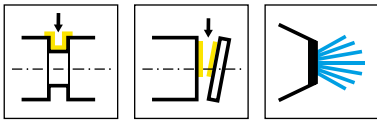
N° de commande Codice prodotto	h	b	l ₁	l ₂	h ₁	f ₁	f	t _{max}	l ₃	HWS
RH100.3232.5.16	32	32	170	55	47	24,5	f ₁ +w/2	45	56	100068
LH100.3232.5.16	32	32	170	55	47	24,5	f ₁ +w/2	45	56	100068

w voir plaquettes
w vd. inserti

Pièces Détachées

Ricambi

Porte outils Portainsero	Vis de serrage Vite di serraggio	Tournevis TORX PLUS® Cacciavite TORX PLUS®
R/LH100.3232.5.16	030.0625.T25P	T25PQ



R = version à droite représentée
R = versione destra come in figura

L = version à gauche
L = versione sinistra a specchio

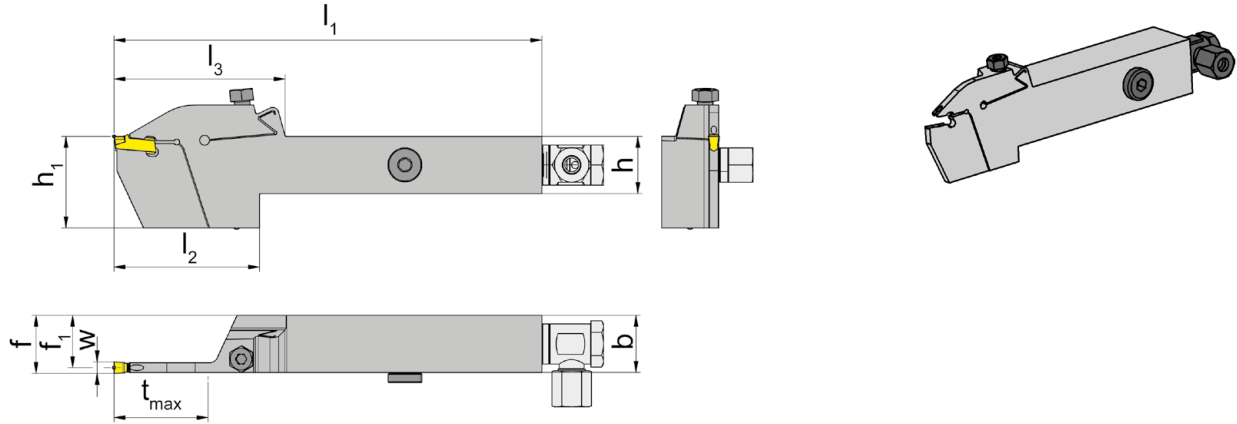
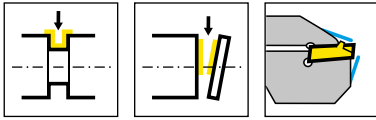
N° de commande Codice prodotto	h	b	l ₁	l ₂	l ₃	h ₁	f ₁	f	t _{max}	HWS
RH100.2020.3.2.04.IK	20	20	120	51	60	32	18,3	f ₁ +w/2	33	100048
RH100.2525.3.2.04.IK	25	25	134	50	60	32	23,3	f ₁ +w/2	33	100048
LH100.2020.3.2.04.IK	20	20	120	51	60	32	18,3	f ₁ +w/2	33	100048
LH100.2525.3.2.04.IK	25	25	134	50	60	32	23,3	f ₁ +w/2	33	100048

w voir plaquettes
w vd. inserti

Pièces Détachées

Ricambi

Porte outils Portainsero	Vis de serrage Vite di serraggio	Tournevis TORX PLUS® Cacciavite TORX PLUS®
R/LH100...	030.6075.T20P	T20PQ



R = version à droite représentée
R = versione destra come in figura

L = version à gauche
L = versione sinistra a specchio

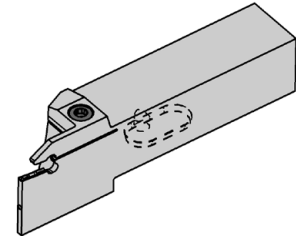
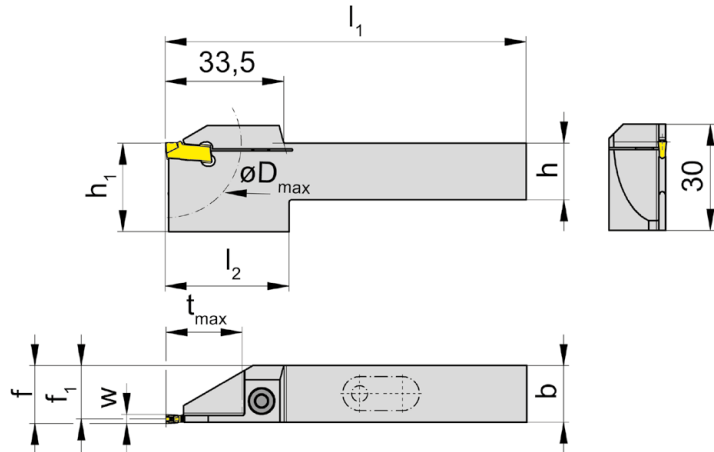
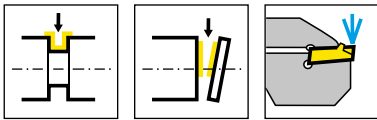
N° de commande Codice prodotto	h	b	l_1	l_2	l_3	h_1	f_1	f	t_{max}	HWS
RH100.2020.3.0.04.IK	20	20	150	51	60	32	18,3	$f_1+w/2$	33	100048
RH100.2525.3.0.04.IK	25	25	150	50	60	32	23,3	$f_1+w/2$	33	100048
LH100.2020.3.0.04.IK	20	20	150	51	60	32	18,3	$f_1+w/2$	33	100048
LH100.2525.3.0.04.IK	25	25	150	50	60	32	23,3	$f_1+w/2$	33	100048

w voir plaquettes
w vd. inserti

Pièces Détachées

Ricambi

Porte outils Portainsero	Arrosage Lubrificazione	Vis de serrage Vite di serraggio	Tournevis TORX PLUS® Cacciavite TORX PLUS®	Vis Vite
R/LH100...	004.00.16	030.6075.T20P	T20PQ	004.00.26



R = version à droite représentée
R = versione destra come in figura

L = version à gauche
L = versione sinistra a specchio

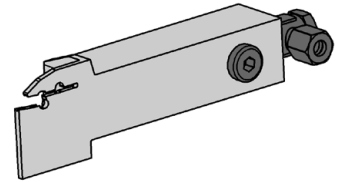
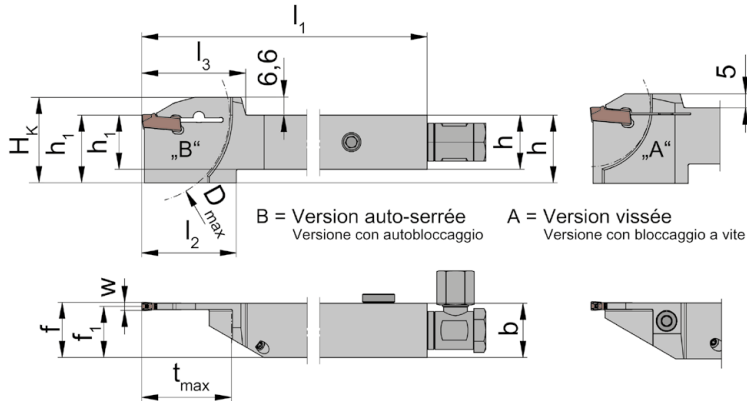
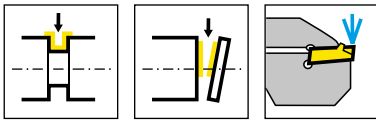
N° de commande Codice prodotto	h	b	l ₁	l ₂	h ₁	f ₁	f	t _{max}	D _{max}	HWS
RH100.2020.3.22.IK	20	20	102	35	25	19,05	f ₁ +w/2	21,5	42	100029
LH100.1616.3.22.IK	16	16	89	35	25	15,05	f ₁ +w/2	21,5	42	100029
LH100.2020.3.22.IK	20	20	102	35	25	19,05	f ₁ +w/2	21,5	42	100029

w voir plaquettes
w vd. inserti

Pièces Détachées

Ricambi

Porte outils Portainsero	Vis de serrage Vite di serraggio	Tournevis TORX PLUS® Cacciavite TORX PLUS®
R/LH100...	5.17T20P	T20PQ



L = version à gauche représentée
L = versione sinistra come in figura

R = version à droite
R = versione destra a specchio

N° de commande Codice prodotto	h	b	l ₁	l ₂	l ₃	h ₁	f ₁	f	t _{max}	D _{max}	H _k	Forme Forma	HWS
RH100.1616.1.23.IK	16	16	125	35	33,5	27	14,85	f ₁ +w/2	21,5	42	32	A	100039
RH100.2020.1.13.IK	20	20	125	30	28,5	27	18,85	f ₁ +w/2	16	42	32	A	100039
RH100.2020.1.23.IK	20	20	125	35	33,5	27	18,85	f ₁ +w/2	21,5	42	32	A	100039
RH100.2020.1.33.IK	20	20	125	35	38,5	27	18,85	f ₁ +w/2	33	65	33,6	B	100039
RH100.2020.1.34.IK	20	20	125	35	38,5	27	18,45	f ₁ +w/2	33	65	33,6	B	100039
RH100.2525.1.33.IK	25	25	150	35	38,5	32	23,85	f ₁ +w/2	33	65	38,6	B	100039
RH100.2525.1.34.IK	25	25	150	40	46,5	32	23,45	f ₁ +w/2	41	81	38,6	B	100039
LH100.1616.1.23.IK	16	16	125	35	33,5	27	14,85	f ₁ +w/2	21,5	42	32	A	100039
LH100.2020.1.13.IK	20	20	125	30	28,5	27	18,85	f ₁ +w/2	16	42	32	A	100039
LH100.2020.1.23.IK	20	20	125	35	33,5	27	18,85	f ₁ +w/2	21,5	42	32	A	100039
LH100.2020.1.33.IK	20	20	125	35	38,5	27	18,85	f ₁ +w/2	33	65	33,6	B	100039
LH100.2525.1.33.IK	25	25	150	35	38,5	32	23,85	f ₁ +w/2	33	65	38,6	B	100039
LH100.2525.1.34.IK	25	25	150	40	46,5	32	23,45	f ₁ +w/2	41	81	38,6	B	100039

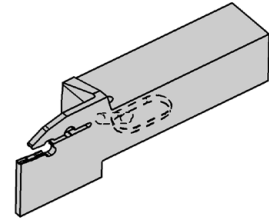
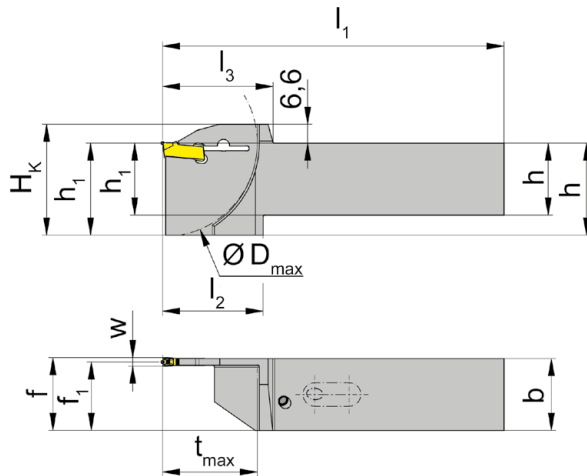
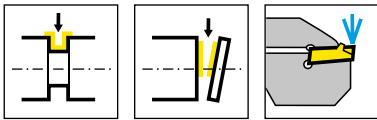
w voir plaquettes
w vd. inserti

La clé P39L n'est pas fournie avec la lame H100...33/...34 - à cder séparément!
La chiave P39L non viene fornita con la lama H100...33/...34 - bisogna ordinarla separatamente!

Pièces Détachées

Ricambi

Porte outils Portainsero	Vis de serrage Vite di serraggio	Arrosage Lubrificazione	Tournevis TORX PLUS® Cacciavite TORX PLUS®	Vis Vite	Clé Chiave
R/LH100...	5.17T20P	004.00.16	T20PQ	004.00.26	
R/LH...33.IK/...34.IK		004.00.16		004.00.26	P39L



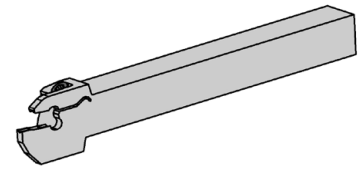
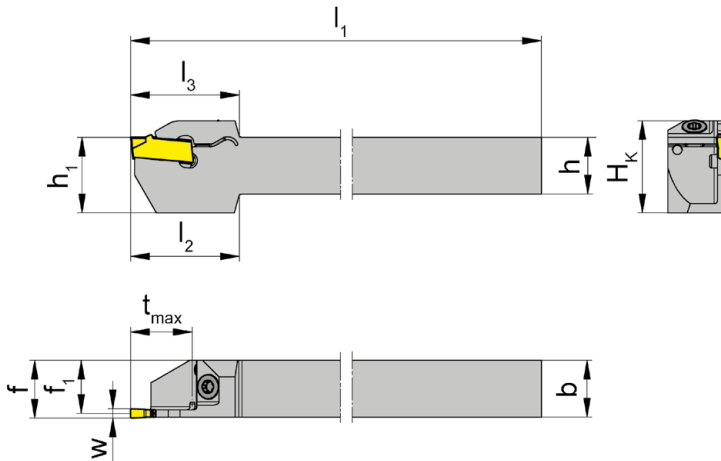
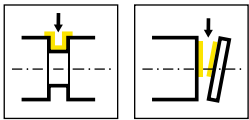
L = version à gauche représentée
L = versione sinistra come in figura

R = version à droite
R = versione destra a specchio

N° de commande Codice prodotto	h	b	l ₁	l ₂	l ₃	h ₁	f ₁	f	t _{max}	D _{max}	H _K	HWS
RH100.2020.3.33.IK	20	20	104	35	38,5	27	18,85	f ₁ +w/2	33	65	33,6	100039
RH100.2525.3.33.IK	25	25	119	35	38,5	32	23,85	f ₁ +w/2	33	65	38,6	100039
LH100.2020.3.33.IK	20	20	104	35	38,5	27	18,85	f ₁ +w/2	33	65	33,6	100039
LH100.2525.3.33.IK	25	25	119	35	38,5	32	23,85	f ₁ +w/2	33	65	38,6	100039

w voir plaquettes
w vd. inserti

La clé **P39L** n'est pas fournie avec la lame R/LH100...33 - à cder séparément!
La chiave P39L non viene fornita con la lama R/LH100...33 - bisogna ordinarla separatamente!



R = version à droite représentée
R = versione destra come in figura

L = version à gauche
L = versione sinistra a specchio

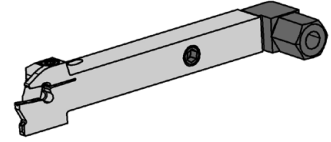
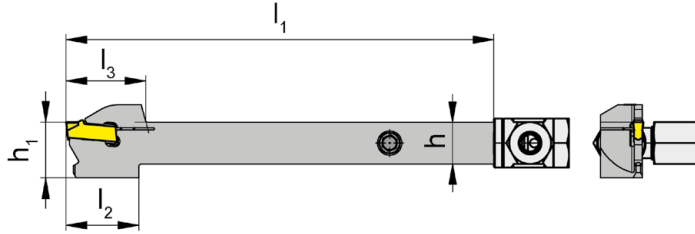
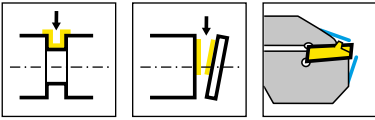
N° de commande Codice prodotto	h	b	l ₁	l ₂	l ₃	h ₁	f ₁	f	t _{max}	D _{max}	H _k	HWS
RH100.1212.24.61	12	12	125	23	23	16	11,25	f ₁ +w/2	13	26	19,5	100018
RH100.1212.32.63	12	12	125	27	24	16	10,85	f ₁ +w/2	17	34	19,5	100038
RH100.1616.24.61	16	16	125	23	-	16	15,25	f ₁ +w/2	13	26	19,5	100018
RH100.1616.32.63	16	16	125	27	-	16	14,85	f ₁ +w/2	17	34	19,5	100038
LH100.1212.24.61	12	12	125	23	23	16	11,25	f ₁ +w/2	13	26	19,5	100018
LH100.1212.32.63	12	12	125	24	27	16	10,85	f ₁ +w/2	17	34	19,5	100038
LH100.1616.24.61	16	16	125	-	23	16	15,25	f ₁ +w/2	13	26	19,5	100018
LH100.1616.32.63	16	16	125	-	27	16	14,85	f ₁ +w/2	17	34	19,5	100038

w voir plaquettes
w vd. inserti

Pièces Détachées

Ricambi

Porte outils Portainsero	Vis de serrage Vite di serraggio	Tournevis TORX PLUS® Cacciavite TORX PLUS®
R/LH100...	3.5.12T10EP	T10PL



R = version à droite représentée
R = versione destra come in figura

L = version à gauche
L = versione sinistra a specchio

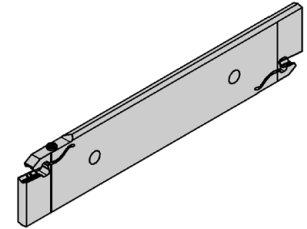
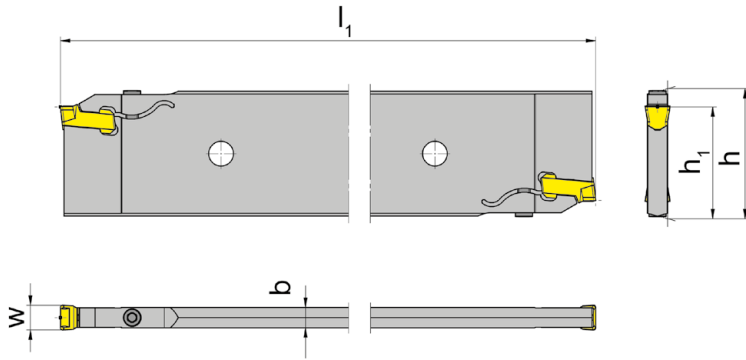
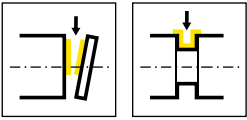
N° de commande Codice prodotto	h	b	l_1	l_2	l_3	h_1	f_1	f	t_{max}	D_{max}	HWS
RH100.1212.5.23.IK	12	12	125	21	23	16	10,85	$f_1+w/2$	13,5	26	100038
LH100.1212.5.23.IK	12	12	125	21	23	16	10,85	$f_1+w/2$	13,5	26	100038

w voir plaquettes
w vd. inserti

Pièces Détachées

Ricambi

Porte outils Portainsero	Vis de serrage Vite di serraggio	Arrosage Lubrificazione	Tournevis TORX PLUS® Cacciavite TORX PLUS®
R/LH100.1212.5.23.IK	4.15T15P	004.00.61	T15PQ



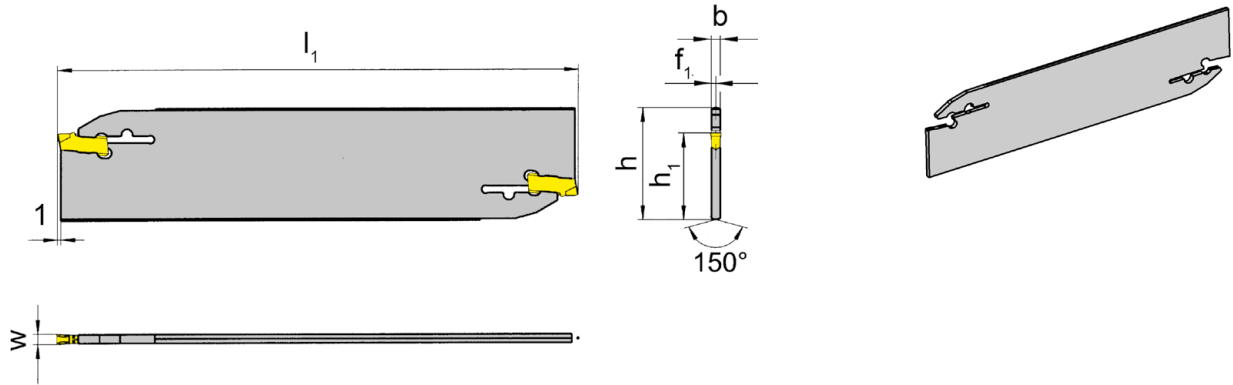
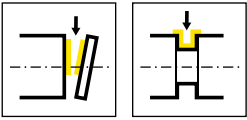
N° de commande Codice prodotto	h	b	l ₁	h ₁	HWS
H100.5208.26.08	52,6	7,4	260	45	100088
H100.5210.26.10	52,6	8,2	260	45	100108
H100.5212.26.12	52,6	10,4	260	45	100128

w voir plaquettes
w vd. inserti

Pièces Détachées

Ricambi

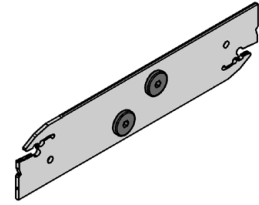
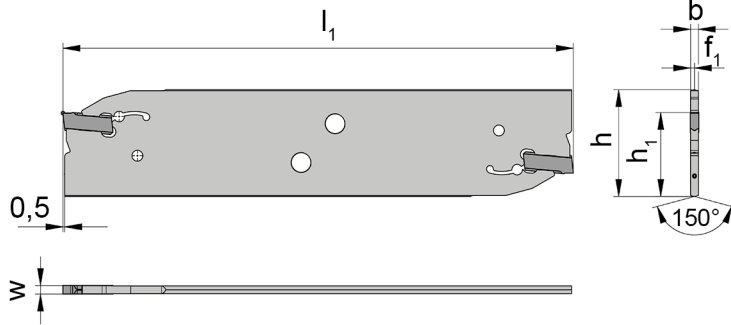
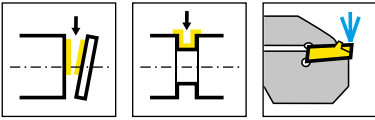
Porte outils Portainsero	Vis de serrage Vite di serraggio	Tournevis TORX PLUS® Cacciavite TORX PLUS®
H100...	5.13T20P	T20PQ



N° de commande Codice prodotto	h	b	l_1	h_1	f_1	t_{max}	HWS
H100.2601.01	26	1,5	110	21,4	0,75	25	100018
H100.2602.02	26	1,9	110	21,4	0,95	37,5	100028
H100.2603.03	26	2,3	110	21,4	1,15	37,5	100038
H100.2604.04	26	3,1	110	21,8	1,65	40	100048
H100.3201.01	32	1,5	150	24,8	0,75	25	100018
H100.3202.02	32	1,9	150	24,8	0,95	50	100028
H100.3203.03	32	2,3	150	24,8	1,15	50	100038
H100.3204.04	32	3,1	160	24,8	1,65	55	100048
H100.3205.05	32	3,9	160	24,8	2	55	100058

w voir plaquettes
w vd. inserti

La clé P39L n'est pas fournie avec le porte outils - à cder séparément!
La chiave P39L non viene fornita con la portainsero - bisogna ordinarla separatamente!



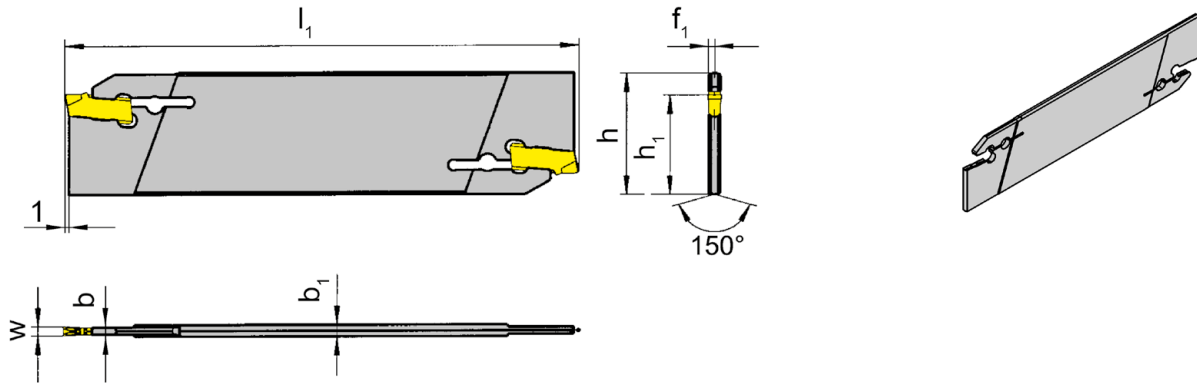
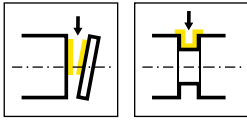
N° de commande Codice prodotto	h	b	l ₁	h ₁	f ₁	t _{max}	HWS
H100.2602.8.02.IK	26	1,9	110	21,4	0,95	35	100029 • 100028
H100.2603.8.03.IK	26	2,3	110	21,4	1,15	35	100039 • 100038
H100.2604.8.04.IK	26	3,1	110	21,4	1,55	35	100049 • 100048
H100.3202.8.02.IK	32	1,9	150	24,8	0,95	55	100029 • 100028
H100.3203.8.03.IK	32	2,3	150	24,8	1,15	60	100039 • 100038
H100.3204.8.04.IK	32	3,1	150	24,8	1,55	60	100049 • 100048

La clé P101.02 n'est pas fournie avec le fraise - à cder séparément!
La chiave P101.02 non viene fornita con fresa - bisogna ordinarla separatamente!

Pièces Détachées

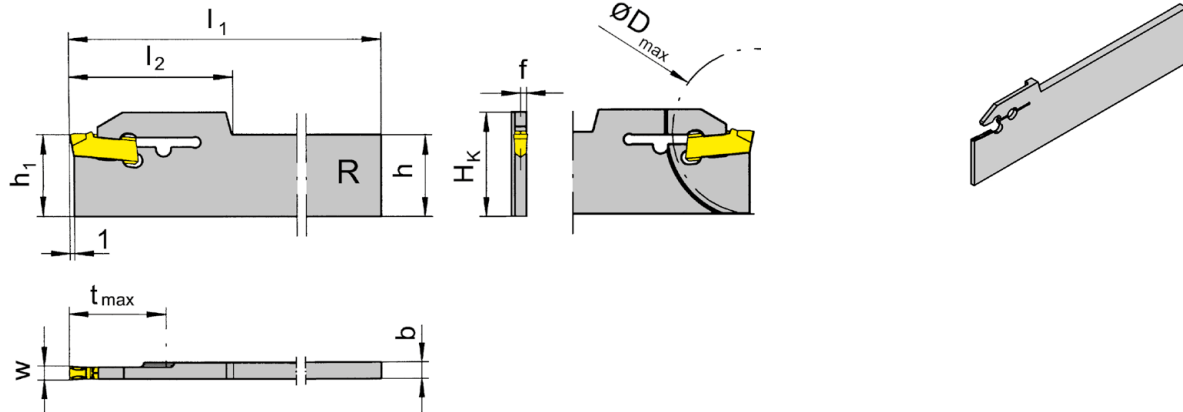
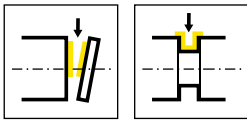
Ricambi

Porte outils Portainsero	Bouchon de réfrigérant Tappo del refrigerante
H100...	020.IK01.5732



N° de commande Codice prodotto	h	b	l_1	h_1	f_1	t_{max}	b_1	HWS
H100.2603.01	26	1,5	110	21,4	1,15	21	2,3	100018
H100.2603.02	26	1,9	110	21,4	1,15	21	2,3	100028
H100.3203.01	32	1,5	150	24,8	1,15	25	2,3	100018
H100.3203.02	32	1,9	150	24,8	1,15	25	2,3	100028

La clé P39L n'est pas fournie avec le porte outils - à cder séparément!
 La chiave P39L non viene fornita con la portainserto - bisogna ordinarla separatamente!



R = version à droite

R = versione destra

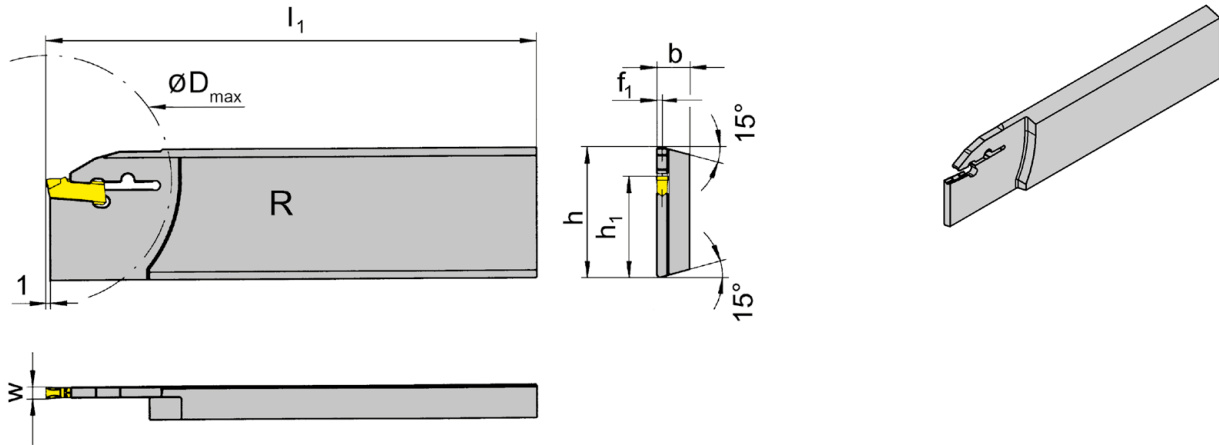
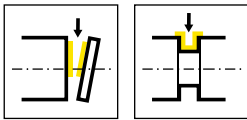
N° de commande Codice prodotto	H _K	b	l ₁	h ₁	f	l ₂	t _{max}	D _{max}	h	HWS
RH100.1703.21	22,1	3,2	110	17,4	0,75	32	17,5	35	17,4	100018
RH100.2203.21	26,9	3,2	150	22,2	0,75	32	32	50	22,1	100018
RH100.1703.33	22,1	3,2	110	17,4	1,15	34,5	30	60	17,4	100038
RH100.2203.33	26,9	3,2	150	22,2	1,15	34,5	38	76	22,1	100038

w voir plaquettes

w vd. inserti

La clé **P39L** n'est pas fournie avec la lame R/LH100...33 - à cder séparément!

La chiave **P39L** non viene fornita con la lama R/LH100...33 - bisogna ordinarla separatamente!



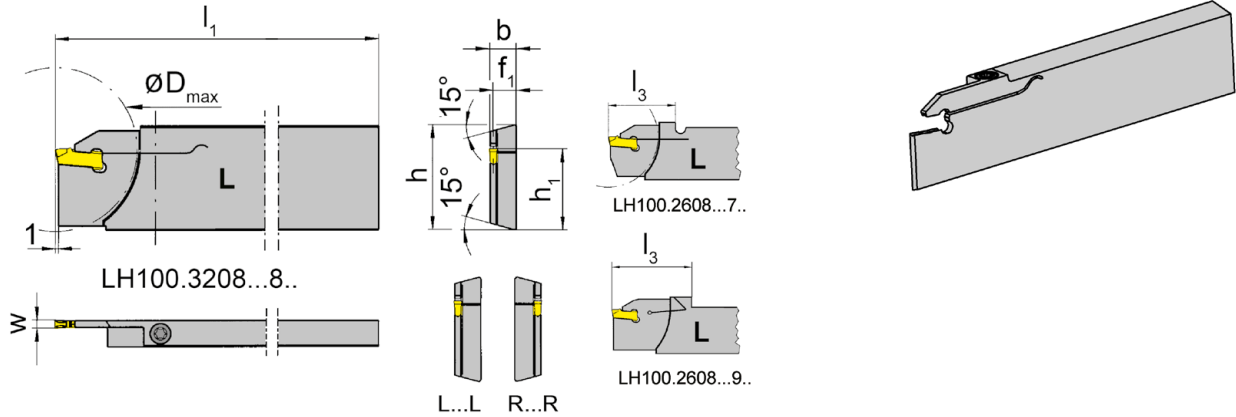
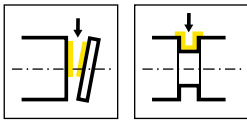
R = version à droite représentée
R = versione destra come in figura

L = version à gauche
L = versione sinistra a specchio

N° de commande Codice prodotto	h	b	l ₁	h ₁	f ₁	t _{max}	D _{max}	HWS
RH100.2608.31	26	7,9	110	21,4	0,75	21	42	100018
RH100.2608.32	26	7,9	110	21,4	0,95	25	50	100028
RH100.2608.33	26	7,9	110	21,4	1,15	25	50	100038
RH100.3208.31	32	7,9	112	24,8	0,75	25	50	100018
RH100.3208.32	32	7,9	112	24,8	0,95	34	68	100028
RH100.3208.33	32	7,9	112	24,8	1,15	34	68	100038
RH100.3208.34	32	7,9	112	24,8	1,55	34	68	100048
LH100.2608.31	26	7,9	110	21,4	0,75	21	42	100018
LH100.2608.32	26	7,9	110	21,4	0,95	25	50	100028
LH100.2608.33	26	7,9	110	21,4	1,15	25	50	100038
LH100.2608.34	26	7,9	110	21,4	1,55	25	50	100048
LH100.3208.31	32	7,9	112	24,8	0,75	25	50	100018
LH100.3208.32	32	7,9	112	24,8	0,95	34	68	100028
LH100.3208.33	32	7,9	112	24,8	1,15	34	68	100038
LH100.3208.34	32	7,9	112	24,8	1,55	34	68	100048

w voir plaquettes
w vd. inserti

La clé P39L n'est pas fournie avec le porte outils - à clé séparément!
La chiave P39L non viene fornita con la portainserto - bisogna ordinarla separatamente!



L = version à gauche représentée
L = versione sinistra come in figura

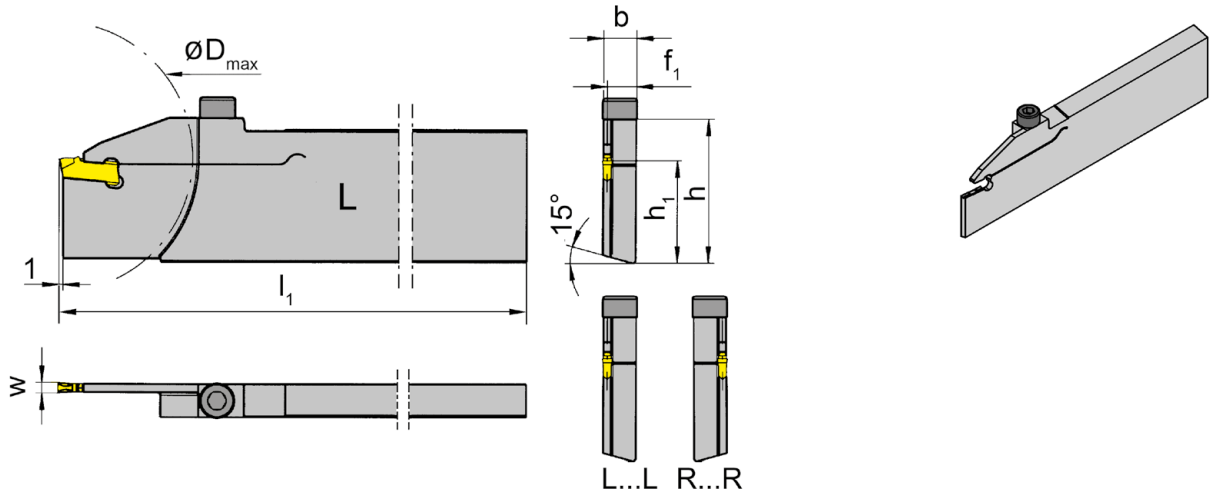
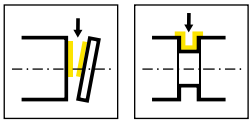
R = version à droite
R = versione destra a specchio

N° de commande Codice prodotto	h	b	l ₁	h ₁	f ₁	l ₃	t _{max}	D _{max}	HWS
RH100.2608.71R	26	7,9	110	21,4	7,15	33,8	25	50	100018
RH100.3208.71R	32	7,9	112	24,8	7,15	33,8	25	50	100018
RH100.2608.72R	26	7,9	110	21,4	6,95	33,8	25	50	100028
RH100.3208.72R	32	7,9	112	24,8	6,95	33,8	25	50	100028
RH100.2608.93R	26	8	115	21,4	6,85	40	25	50	100038
RH100.3208.93R	32	8	115	24,8	6,85	42	32,5	65	100038
LH100.2608.71L	26	7,9	110	21,4	7,15	33,8	25	50	100018
LH100.3208.71L	32	7,9	112	24,8	7,15	33,8	25	50	100018
LH100.2608.72L	26	7,9	110	21,4	6,95	33,8	25	50	100028
LH100.3208.72L	32	7,9	112	24,8	6,95	33,8	25	50	100028
LH100.2608.93L	26	8	115	21,4	6,85	40	25	50	100038
LH100.3208.93L	32	8	115	24,8	6,85	42	32,5	65	100038

w voir plaquettes
w vd. inserti

Pièces Détachées
Ricambi

Porte outils Portainsero	Vis de serrage Vite di serraggio	Tournevis TORX PLUS® Cacciavite TORX PLUS®
R/LH100...	4.15T15P	T15PQ
R/LH100...93R/L	030.0413.T15P	T15PQ

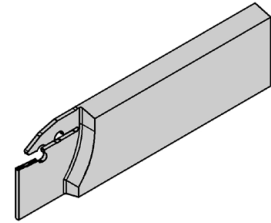
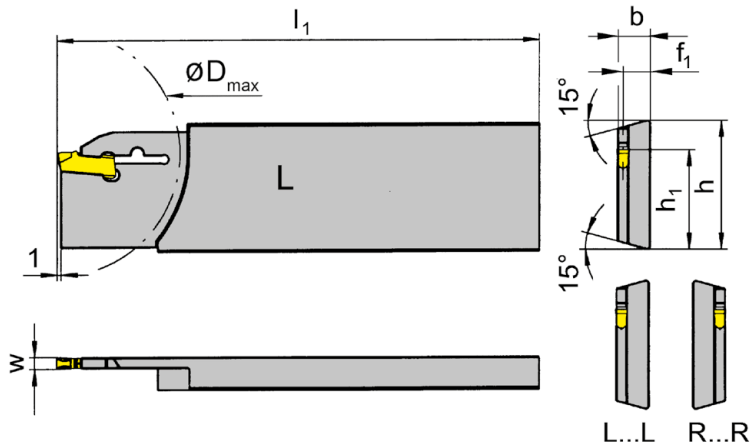
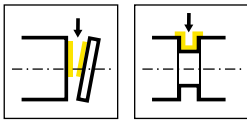


L = version à gauche représentée
L = versione sinistra come in figura

R = version à droite
R = versione destra a specchio

N° de commande Codice prodotto	h	b	l ₁	h ₁	f ₁	t _{max}	D _{max}	HWS
RH100.3280.73R	32	7,9	130	24,8	6,75	32,5	65	100038
RH100.3280.74R	32	7,9	130	24,8	6,35	32,5	65	100048
LH100.3280.73L	32	7,9	130	24,8	6,75	32,5	65	100038
LH100.3280.74L	32	7,9	130	24,8	6,35	32,5	65	100048

w voir plaquettes
w vd. inserti



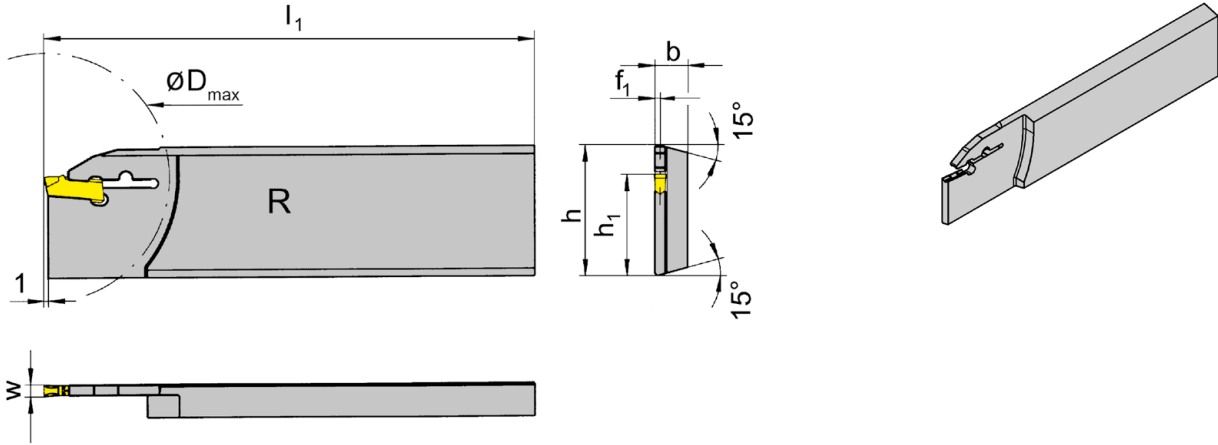
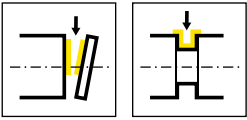
L = version à gauche représentée
L = versione sinistra come in figura

R = version à droite
R = versione destra a specchio

N° de commande Codice prodotto	h	b	l_1	h_1	f_1	t_{max}	D_{max}	HWS
RH100.2608.31R	26	7,9	110	21,4	7,15	21	42	100018
RH100.3208.31R	32	7,9	112	24,8	7,15	25	50	100018
RH100.2608.32R	26	7,9	110	21,4	6,95	25	50	100028
RH100.3208.32R	32	7,9	112	24,8	6,95	34	68	100028
RH100.2608.33R	26	7,9	110	21,4	6,75	25	50	100038
RH100.3208.33R	32	7,9	112	24,8	6,75	34	68	100038
RH100.2608.34R	26	7,9	110	21,4	6,35	25	50	100048
RH100.3208.34R	32	7,9	112	24,8	6,35	34	68	100048
LH100.2608.31L	26	7,9	110	21,4	7,15	21	42	100018
LH100.3208.31L	32	7,9	112	24,8	7,15	25	50	100018
LH100.2608.32L	26	7,9	110	21,4	6,95	25	50	100028
LH100.3208.32L	32	7,9	112	24,8	6,95	34	68	100028
LH100.2608.33L	26	7,9	110	21,4	6,75	25	50	100038
LH100.3208.33L	32	7,9	112	24,8	6,75	34	68	100038
LH100.2608.34L	26	7,9	110	21,4	6,35	25	50	100048
LH100.3208.34L	32	7,9	112	24,8	6,35	34	68	100048

w voir plaquettes
w vd. inserti

La clé P39L n'est pas fournie avec le porte outils - à cder séparément!
La chiave P39L non viene fornita con la portainserito - bisogna ordinarla separatamente!



R = version à droite

R = versione destra

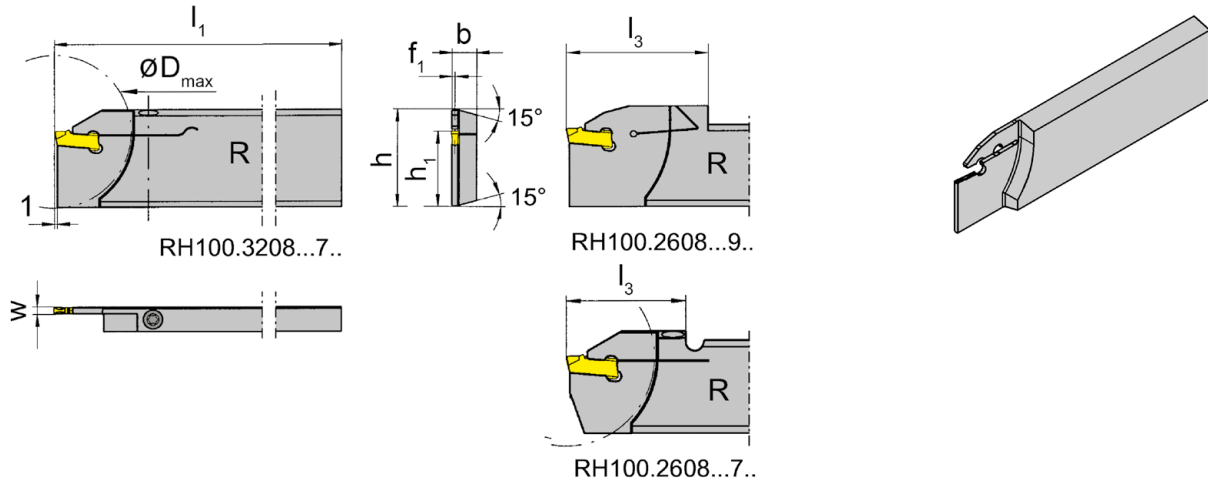
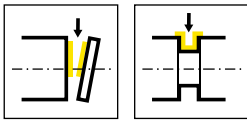
N° de commande Codice prodotto	h	b	l_1	h_1	f_1	t_{max}	D_{max}	HWS
RH100.3208.2.44	32	7,9	160	24,8	1,55	41	80	100048
RH100.3208.44	32	7,9	130	24,8	1,55	41	80	100048

w voir plaquettes

w vd. inserti

La clé P39L n'est pas fournie avec le porte outils - à cder séparément!

La chiave P39L non viene fornita con la portainsero - bisogna ordinarla separatamente!



R = version à droite représentée
R = versione destra come in figura

L = version à gauche
L = versione sinistra a specchio

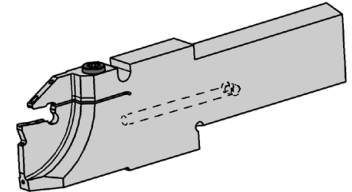
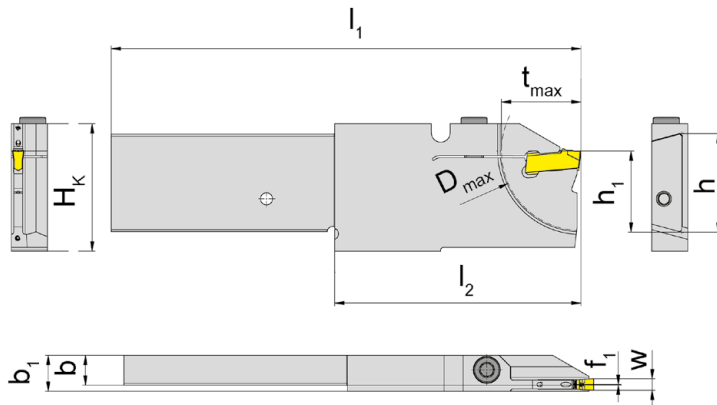
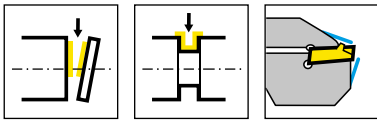
N° de commande Codice prodotto	h	b	l ₁	h ₁	f ₁	l ₃	t _{max}	D _{max}	HWS
RH100.2608.71	26	7,9	110	21,4	0,75	33,8	25	50	100018
RH100.3208.71	32	7,9	112	24,8	0,75	33,8	25	50	100018
RH100.2608.72	26	7,9	110	21,4	0,95	33,8	25	50	100028
RH100.3208.72	32	7,9	112	24,8	0,95	33,8	25	50	100028
RH100.2608.93	26	8	112	21,4	1,15	40	25	50	100038
RH100.3208.93	32	8	112	24,8	1,15	40	32,5	65	100038
LH100.2608.71	26	7,9	110	21,4	0,75	33,8	25	50	100018
LH100.3208.71	32	7,9	112	24,8	0,75	33,8	25	50	100018
LH100.2608.72	26	7,9	110	21,4	0,95	33,8	25	50	100028
LH100.3208.72	32	7,9	112	24,8	0,95	33,8	25	50	100028
LH100.2608.93	26	8	112	21,4	1,15	40	25	50	100038
LH100.3208.93	32	8	112	24,8	1,15	40	32,5	65	100038

w voir plaquettes
w vd. inserti

Pièces Détachées

Ricambi

Porte outils Portainsero	Vis de serrage Vite di serraggio	Tournevis TORX PLUS® Cacciavite TORX PLUS®
R/LH100...	4.15T15P	T15PQ
R/LH100...93	030.0413.T15P	T15PQ



R = version à droite représentée
R = versione destra come in figura

L = version à gauche
L = versione sinistra a specchio

N° de commande Codice prodotto	H _k	h	b	l ₁	h ₁	f	t _{max}	l ₂	D _{max}	b ₁	HWS
RH100.2608.2.16.4.72.IK	33,6	26	7,9	124	21,4	0,2	16	65	32	9,5	100028
RH100.2608.2.16.4.72R.IK	33,6	26	7,9	124	21,4	6,4	16	65	32	9,5	100028
RH100.2608.2.21.4.73.IK	33,6	26	7,9	124	21,4	0,2	21	65	42	9,5	100038
RH100.2608.2.21.4.73R.IK	33,6	26	7,9	124	21,4	6,4	21	65	42	9,5	100038

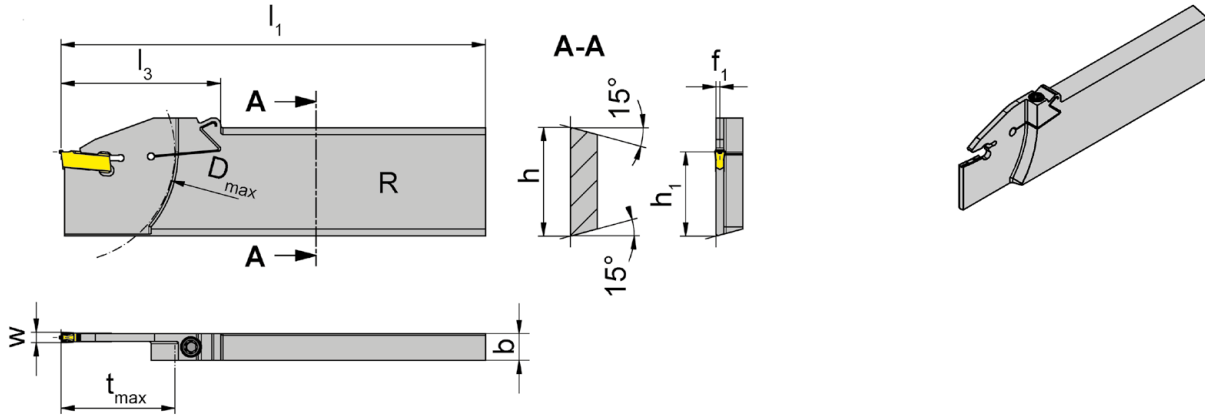
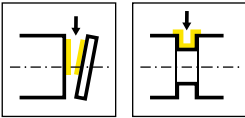
pour machines DMG MORI (Multisprint)
per macchina TRAUB e INDEX

w voir plaquettes
w vd. inserti

Pièces Détachées

Ricambi

Porte outils Portainsero	Vis de serrage Vite di serraggio	Tournevis TORX PLUS® Cacciavite TORX PLUS®
RH100...	5.13T20P	T20PQ



R = version à droite représentée
R = versione destra come in figura

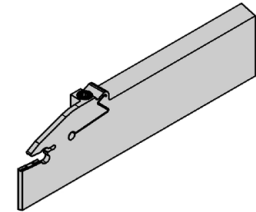
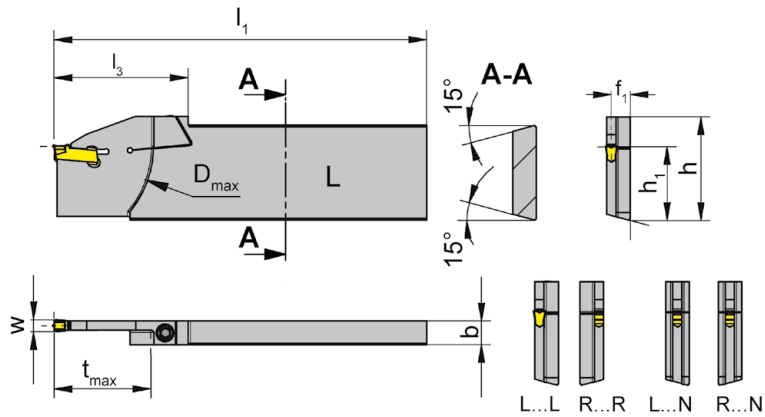
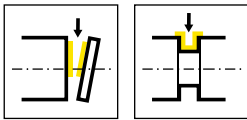
L = version à gauche
L = versione sinistra a specchio

N° de commande Codice prodotto	h	b	l ₁	h ₁	f ₁	l ₃	t _{max}	D _{max}	Type de machine Tipo macchina	HWS
RH100.3208.83	32	8	125	24,8	1,15	47	33,5	65	TraubTNX65/42, IndexC65/	100038
LH100.3208.83	32	8	125	24,8	1,15	47	33,5	65	TraubTNX65/42, IndexC65/	100038
LH100.3208.15.83	32	8	150	24,8	1,15	47	33,5	65	TraubTNX65/42, IndexC65/	100038
LH100.3208.84	32	8	125	24,8	1,5	47	33,5	65	TraubTNX65/42, IndexC65/	100048

w voir plaquettes
w vd. inserti

Pièces Détachées
Ricambi

Porte outils Portainsero	Vis de serrage Vite di serraggio	Tournevis TORX PLUS® Cacciavite TORX PLUS®
R/LH100...	030.505P.0718	T15PQ
LH100.3208.15.83	030.505P.0718	T15PL



L = version à gauche représentée
L = versione sinistra come in figura

R = version à droite
R = versione destra a specchio

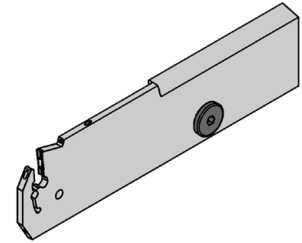
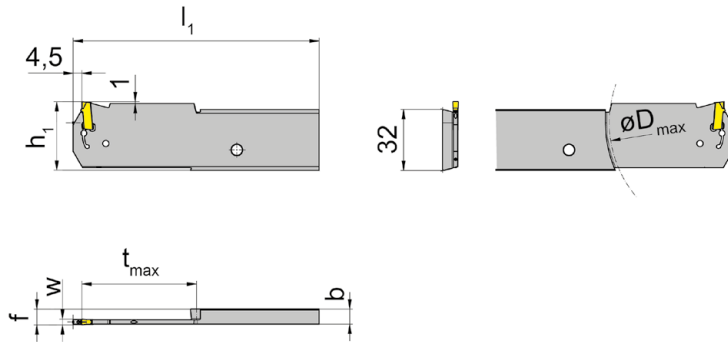
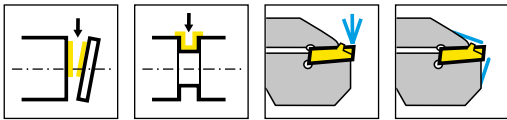
N° de commande Codice prodotto	h	b	l ₁	h ₁	f ₁	l ₃	t _{max}	D _{max}	Type de machine Tipo macchina	HWS
RH100.3208.83R	32	8	125	24,8	6,85	47	33,5	65	TraubTNX65/42, IndexC65	100038
RH100.3208.83N	32	8	125	24,8	4	47	33,5	65	TraubTNX65/42, IndexC65	100038
RH100.3208.84R	32	8	125	24,8	6,5	47	33,5	65	TraubTNX65/42, IndexC65	100048
RH100.3208.84N	32	8	134	24,8	4	54,5	41	80	TraubTNX80/65	100048
LH100.3208.83L	32	8	125	24,8	6,85	47	33,5	65	TraubTNX65/42, IndexC65	100038
LH100.3208.83N	32	8	125	24,8	4	47	33,5	65	TraubTNX65/42, IndexC65	100038
LH100.3208.84L	32	8	125	24,8	6,5	47	33,5	65	TraubTNX65/42, IndexC65	100048
LH100.3208.84N	32	8	134	24,8	4	54,5	41	80	TraubTNX80/65	100048

w voir plaquettes
w vd. inserti

Pièces Détachées

Ricambi

Porte outils Portainsero	Vis de serrage Vite di serraggio	Tournevis TORX PLUS® Cacciavite TORX PLUS®
R/LH100.3208....	030.505P.0718	T15PQ



R = version à droite représentée
R = versione destra come in figura

L = version à gauche
L = versione sinistra a specchio

N° de commande Codice prodotto	b	l ₁	h ₁	f	t _{max}	D _{max}	HWS
RH100.3208.Y.60.3.83.IK*	7,9	128,5	36	8,25	60	120	100039 • 100038
RH100.3208.Y.60.3.84.IK*	7,9	128,5	36	8,25	60	120	100049 • 100048
RH100.3208.Y.60.4.83.IK	7,9	128,5	36	8,25	60	120	100038
RH100.3208.Y.60.4.84.IK	7,9	128,5	36	8,25	60	120	100048
LH100.3208.Y.60.3.83.IK*	7,9	128,5	36	8,25	60	120	100039 • 100038
LH100.3208.Y.60.3.84.IK*	7,9	128,5	36	8,25	60	120	100049 • 100048
LH100.3208.Y.60.4.83.IK	7,9	128,5	36	8,25	60	120	100038
LH100.3208.Y.60.4.84.IK	7,9	128,5	36	8,25	60	120	100048

* = Arrosage central sur la plaquette

* = Adduzione del lubrorefrigerante attraverso l'inserto

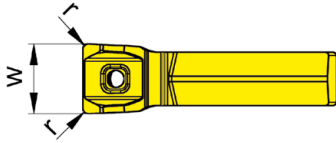
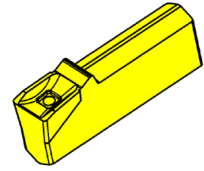
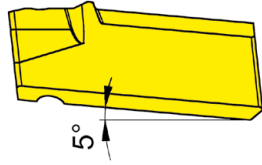
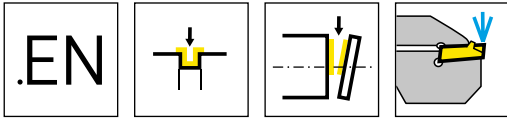
w voir plaquettes
w vd. inserti

La clé **P101.02** n'est pas fournie avec le fraise - à cder séparément!
La chiave P101.02 non viene fornita con fresa - bisogna ordinarla separatamente!

Pièces Détachées

Ricambi

Porte outils Portainsero	Bouchon de réfrigérant Tappo del refrigerante
R/LH100...	020.IK01.5732

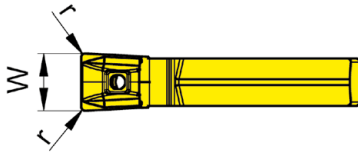
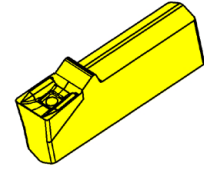
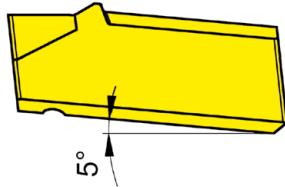
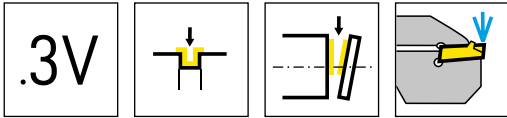


Nuance
Leghe

▲ en stock
a stock

Δ 4 semaines
4 settimane

N° de commande Codice prodotto	w	r	HIS	Nuance		
				AS45	EG55	HP65
S100.0250.EN2.IK	2,5	0,2	100029	▲	Δ	▲
S100.0300.EN2.IK	3	0,2	100039	▲	▲	▲
S100.0400.EN3.IK	4	0,3	100049	▲	▲	▲
P	●	●	●	●	●	●
M	●	○	●	●	○	●
K	●	○	●	●	○	●
N	○	-	○	○	-	○
S	●	-	●	●	-	●
H	-	-	-	-	-	-

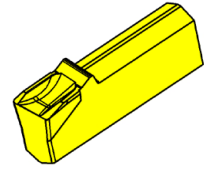
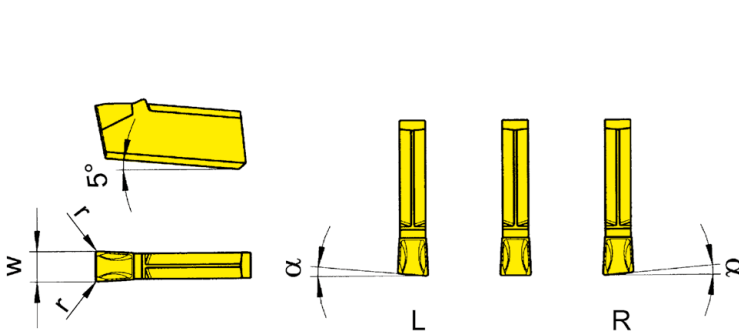
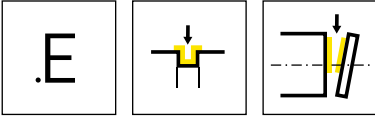


Nuance
Leghe

▲ en stock
a stock

Δ 4 semaines
4 settimane

N° de commande Codice prodotto	w	r	HIS	Nuance	
				HP65	IG35
S100.0250.3V2.IK	2,5	0,2	100029	▲	▲
S100.0300.3V2.IK	3	0,2	100039	▲	▲
				P ● -	
				M ● ●	
				K ● -	
				N ○ -	
				S ● ●	
				H - -	



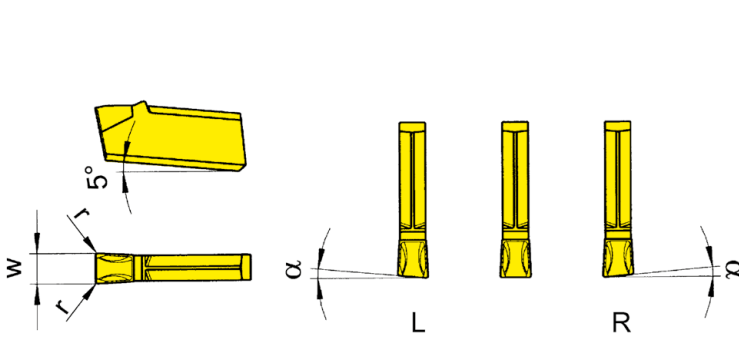
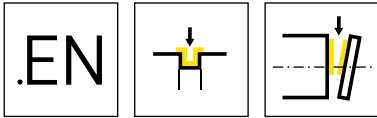
R = version à droite
R = versione destra

L = version à gauche
L = versione sinistra

▲ en stock
a stock

Nuance
Leghe
Δ 4 semaines
4 settimane

N° de commande Codice prodotto	w	r	α	HIS	ALX2	ALX3	AS63	AS66	TC92	TC93	TF42	TF43	TF45	TF46	TI22
RS100.0520.E2	2	0,2	5°	100018					Δ			▲	▲	Δ	
RS100.0525.E2	2,5	0,2	5°	100028					Δ	▲		▲	▲	Δ	Δ
RS100.0530.E2	3	0,2	5°	100038		▲			Δ	Δ	▲	▲	▲	▲	▲
RS100.0540.E2	4	0,2	5°	100048		Δ			Δ	Δ		▲	▲	Δ	Δ
LS100.0520.E2	2	0,2	5°	100018					Δ	Δ		Δ	▲	Δ	
LS100.0525.E2	2,5	0,2	5°	100028					Δ	Δ		Δ	Δ	Δ	Δ
LS100.0530.E2	3	0,2	5°	100038		▲			▲	Δ	Δ	▲	▲	▲	Δ
LS100.0540.E2	4	0,2	5°	100048		Δ			Δ	Δ		▲	▲	Δ	
S100.0200.E2	2	0,2	0°	100018		▲			Δ	Δ		▲	▲	▲	▲
S100.0250.E2	2,5	0,2	0°	100028					Δ			▲	▲	▲	▲
S100.0300.E2	3	0,2	0°	100038	▲	▲	▲	▲	▲	▲	▲	▲	▲	▲	▲
S100.0400.E3	4	0,3	0°	100048		▲			▲	▲		▲	▲	▲	▲
S100.0500.E3	5	0,3	0°	100058				Δ	Δ	▲		▲	▲	▲	Δ
P	●	●	●	●	●	●	●	●	●	●	●	●	●	●	●
M	-	-	-	o	-	-	-	o	-	-	-	-	●	o	-
K	-	-	-	●	-	-	-	-	-	-	-	-	●	●	-
N	-	-	-	●	-	-	-	-	-	-	-	-	●	●	-
S	-	-	-	o	-	-	-	o	-	-	-	-	●	o	-
H	-	-	-	-	-	-	-	-	-	-	-	-	-	-	-



R = version à droite
R = versione destra

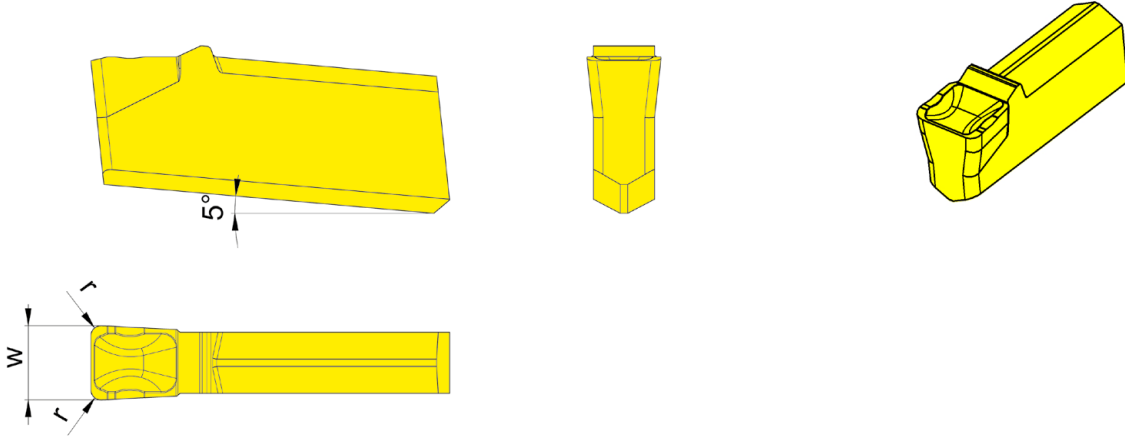
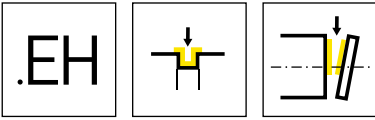
L = version à gauche
L = versione sinistra

▲ en stock
a stock

Δ 4 semaines
4 settimane

Nuance
Leghe

N° de commande Codice prodotto	w	r	α	HIS	ALX3	ALX5	AS62	AS63	AS66	AS6G	TF45	TH35
RS100.0530.EN2	3	0,2	5°	100038			▲		▲			
RS100.0540.EN2	4	0,2	5°	100048	▲							
LS100.0540.EN2	4	0,2	5°	100048	▲							
LS100.0480.EN8	8	0,8	4°	100088					▲			
S100.0200.EN2	2	0,2	0°	100018	▲	Δ				▲		Δ
S100.0220.EN2	2,2	0,2	0°	100018						▲		
S100.0250.EN2	2,5	0,2	0°	100028						▲		
S100.0300.EN2	3	0,2	0°	100038	▲	Δ		▲	▲	▲	Δ	
S100.0400.EN3	4	0,3	0°	100048	▲			▲		▲		
S100.0500.EN3	5	0,3	0°	100058	▲					▲		
S100.0600.EN6	6	0,6	0°	100068						▲		
S100.0800.EN8	8	0,8	0°	100088						▲		
S100.1000.EN8	10	0,8	0°	100108						▲		
S100.1200.EN8	12	0,8	0°	100128						▲		
S100.1600.EN8	16	0,8	0°	100168						▲		
P					●	●	●	●	●	●	●	●
M					-	●	-	-	○	●	●	●
K					-	●	-	-	●	●	●	●
N					-	●	-	-	●	●	●	●
S					-	●	-	-	○	●	●	●
H					-	-	-	-	-	-	-	-

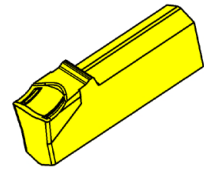
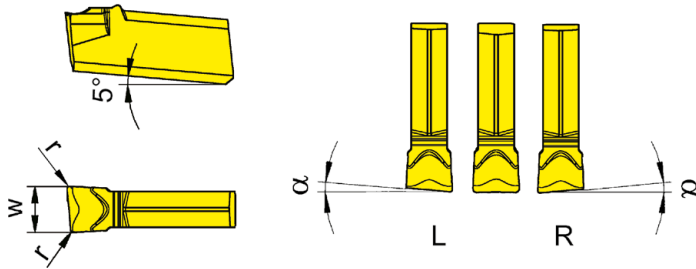
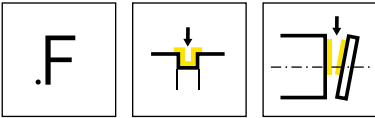


Nuance
Leghe

▲ en stock
a stock

Δ 4 semaines
4 settimane

N° de commande Codice prodotto	w	r	HIS	IG6G
S100.0300.EH4	3	0,4	100038	▲
S100.0400.EH6	4	0,6	100048	▲
				P ●
				M ○
				K ○
				N -
				S -
				H -



R = version à droite représentée
R = versione destra come in figura

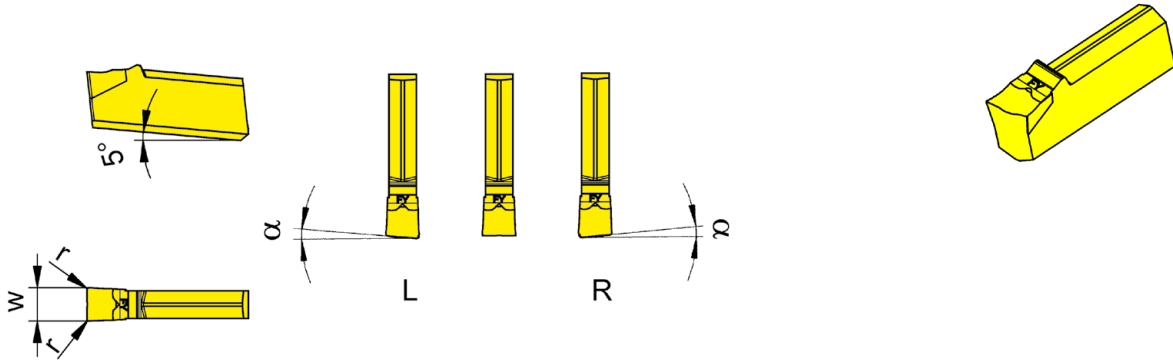
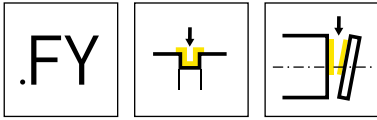
L = version à gauche
L = versione sinistra a specchio

▲ en stock
a stock

△ 4 semaines
4 settimane

Nuance
Leghe

N° de commande Codice prodotto	w	r	α	HIS		TC92	TC93	TF42	TF43	TF45	TF46	TI22
RS100.0520.F2	2	0,2	5°	100018		△	△		△	▲		△
RS100.0525.F2	2,5	0,2	5°	100028		△	△		△	▲	△	△
RS100.0530.F2	3	0,2	5°	100038		△	△		▲	▲	▲	△
RS100.0540.F2	4	0,2	5°	100048		△	△			▲	△	△
LS100.0520.F2	2	0,2	5°	100018		△	△		△		△	△
LS100.0525.F2	2,5	0,2	5°	100028		△	△		△	▲	△	△
LS100.0530.F2	3	0,2	5°	100038		△			△	▲	▲	▲
LS100.0540.F2	4	0,2	5°	100048		△	△		△	▲	△	△
S100.0200.F2	2	0,2	-	100018		▲	△		▲	▲	▲	▲
S100.0250.F2	2,5	0,2	0°	100028		△	△			▲	△	▲
S100.0300.F2	3	0,2	0°	100038				▲	▲	▲	▲	▲
S100.0400.F3	4	0,3	0°	100048		△	▲		▲	▲	▲	▲
S100.0500.F3	5	0,3	0°	100058		△			△	▲	△	▲
P						●	●	●	●	●	●	●
M						-	-	-	-	●	○	-
K						-	-	-	-	●	●	-
N						-	-	-	-	●	●	-
S						-	-	-	-	●	○	-
H						-	-	-	-	-	-	-

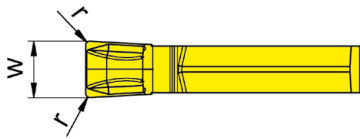
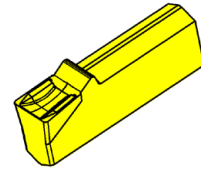
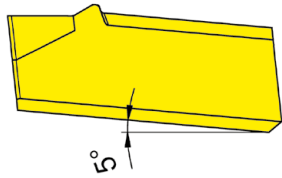
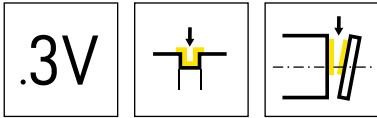


R = version à droite
R = versione destra

L = version à gauche
L = versione sinistra

Nuance
Leghe
▲ en stock
a stock
Δ 4 semaines
4 settimane

N° de commande Codice prodotto	w	r	α	HIS	Nuance Leghe				
					AS45	HP65	IG35	PH35	TI25
RS100.1520.FY0	2	0	15°	100018	▲		▲		
RS100.1530.FY0	3	-	15°	100038	▲		▲		
LS100.1520.FY0	2	0	15°	100018	▲		▲		
LS100.1530.FY0	3	-	15°	100038	▲		▲		
S100.0200.FY2	2	0,2	-	100018	Δ	▲	▲	Δ	▲
S100.0220.FY2	2,2	0,2	0°	100018			▲		▲
S100.0250.FY2	2,5	0,2	0°	100028	Δ	▲	▲		▲
S100.0300.FY2	3	0,2	0°	100038	Δ	▲	▲		▲
S100.0400.FY3	4	0,3	0°	100048		▲	▲		▲
P					●	●	-	○	●
M					●	●	●	○	●
K					●	●	-	●	●
N					○	○	-	-	●
S					●	●	●	-	●
H					-	-	-	-	-


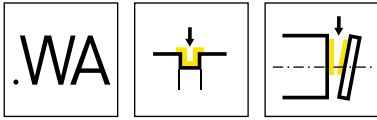


Nuance
Leghe

▲ en stock
a stock

Δ 4 semaines
4 settimane

N° de commande Codice prodotto	w	r	HIS	Nuance Leghe				
				AS45	HP35	HP65	IG35	PH35
S100.0200.3V2	2	0,2	100018	▲	Δ	▲	▲	Δ
S100.0250.3V2	2,5	0,2	100028	▲		▲	▲	
S100.0300.3V2	3	0,2	100038	▲		▲	▲	
S100.0400.3V3	4	0,3	100048	▲		▲	▲	
P	●	○	●	-	○			
M	●	●	●	●	○			
K	●	○	●	-	●			
N	○	-	○	-	-			
S	●	○	●	●	-			
H	-	-	-	-	-			

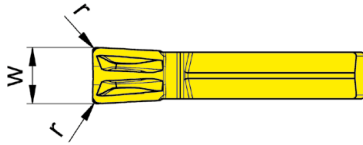
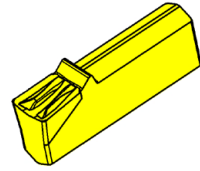
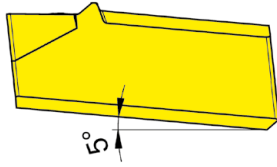
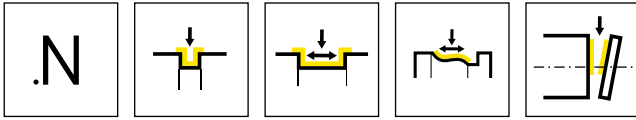


Nuance
Leghe

▲ en stock
a stock

Δ 4 semaines
4 settimane

N° de commande Codice prodotto	w	r	HIS	K10	DD26
S100.0200.WA2	2	0,2	100018	▲	▲
S100.0300.WA2	3	0,2	100038	▲	▲
				P ●	-
				M ○	-
				K ●	-
				N ●	●
				S ○	○
				H -	-

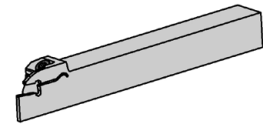
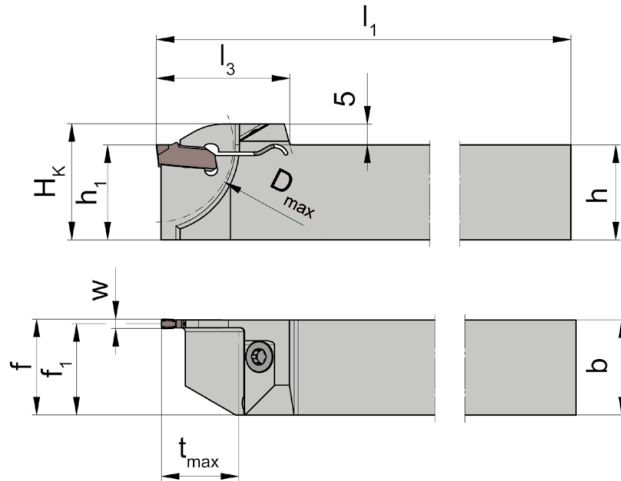
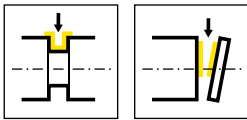


Nuance
Leghe

▲ en stock
a stock

Δ 4 semaines
4 settimane

N° de commande Codice prodotto	w	r	HIS	AS45	HP65
S100.0300.N2	3	0,2	100038	▲	▲
S100.0400.N3	4	0,3	100048	▲	▲
P	●	●			
M	●	●			
K	●	●			
N	o	o			
S	●	●			
H	-	-			



L = version à gauche représentée
L = versione sinistra come in figura

R = version à droite
R = versione destra a specchio

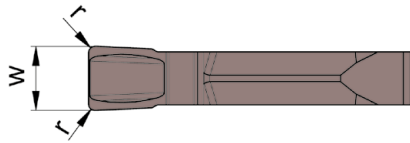
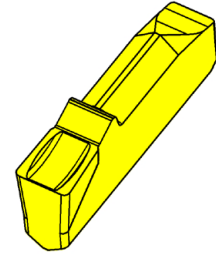
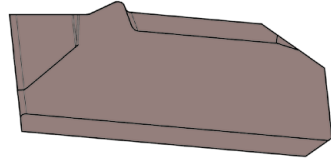
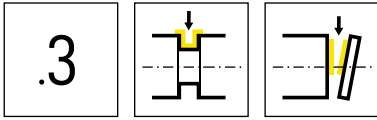
N° de commande Codice prodotto	h	b	l_1	l_3	h_1	f_1	f	t_{max}	H_k	D_{max}	HWS
RH101.1010.1.12	10	10	125	22,5	10	9,53	$f_1+w/2$	13	13,5	26	10112
RH101.1212.1.12	12	12	125	22,5	12	11,53	$f_1+w/2$	13	15,5	26	10112
RH101.1616.1.12	16	16	125	22,5	16	15,53	$f_1+w/2$	13	19,5	26	10112
RH101.1010.1.16	10	10	125	22,5	10	9,35	$f_1+w/2$	13	13,5	26	10116
RH101.1212.1.16	12	12	125	22,5	12	11,35	$f_1+w/2$	13	15,5	26	10116
RH101.1616.1.16	16	16	125	22,5	16	15,35	$f_1+w/2$	13	19,5	26	10116
LH101.1010.1.12	10	10	125	22,5	10	9,53	$f_1+w/2$	13	13,5	26	10112
LH101.1212.1.12	12	12	125	22,5	12	11,53	$f_1+w/2$	13	15,5	26	10112
LH101.1616.1.12	16	16	125	22,5	16	15,53	$f_1+w/2$	13	19,5	26	10112
LH101.1010.1.16	10	10	125	22,5	10	9,35	$f_1+w/2$	13	13,5	26	10116
LH101.1212.1.16	12	12	125	22,5	12	11,35	$f_1+w/2$	13	15,5	26	10116
LH101.1616.1.16	16	16	125	22,5	16	15,35	$f_1+w/2$	13	19,5	26	10116

w voir plaquettes
w vd. inserti

Pièces Détachées

Ricambi

Porte outils Portainserito	Vis de serrage Vite di serraggio	Tournevis TORX PLUS® Cacciavite TORX PLUS®
R/LH101...	3.5.12T10EP	T10PL




Nuance
Leghe

▲ en stock
a stock

Δ 4 semaines
4 settimane

N° de commande Codice prodotto	w	r	HIS	Nuance	
				AS45	IG35
S101.0120.315	1,2	0,15	10112	▲	▲
S101.0160.315	1,6	0,15	10116	▲	▲
				P ●	-
				M ●	●
				K ●	-
				N ○	-
				S ●	●
				H -	-



H117



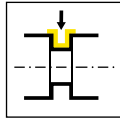
Porte outils et plaquettes

Largeur de forme 10 - 45 mm

Portainserito e inserti

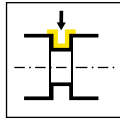
Larghezza della forma 10 - 45 mm

Porte outils
Portainsero
H117

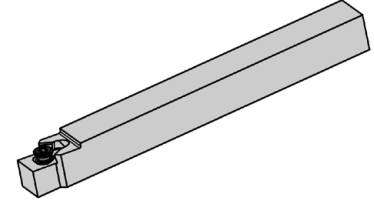
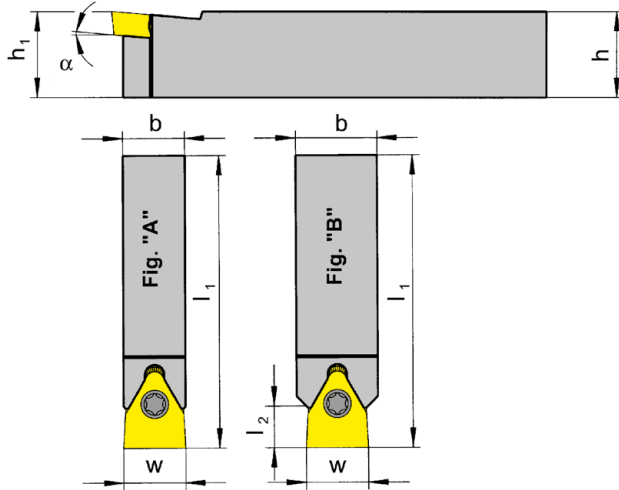
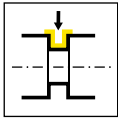


Page/Pag.
79-80, 82, 84,
86-87

Plaquette
Inserto
S117



Page/Pag.
81, 83, 85



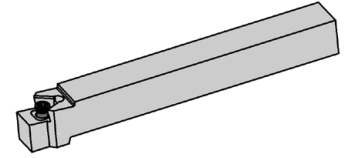
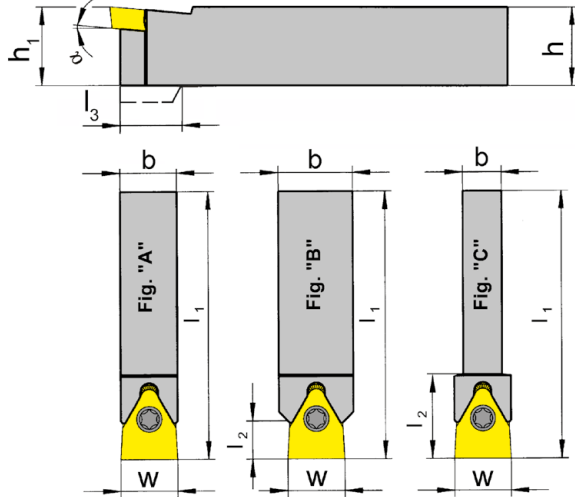
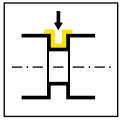
N° de commande Codice prodotto	h	b	l ₁	h ₁	a	Figure Figura	l ₂	w	Plaquette Inserto	HWS
H117.1010.10	10	10	100	10	5°	A	-	10	S117.0010.00	1171005
H117.1212.10	12	12	125	12	5°	B	9	10	S117.0010.00	1171005
H117.1616.10	16	16	125	16	5°	B	9	10	S117.0010.00	1171005
H117.1212.12	12	12	125	12	5°	A	-	12	S117.0012.00	1171205
H117.1414.12	14	14	125	14	5°	B	8	12	S117.0012.00	1171205
H117.1612.12	16	12	125	16	5°	A	-	12	S117.0012.00	1171205
H117.1616.12	16	16	125	16	5°	B	8	12	S117.0012.00	1171205
H117.2020.12	20	20	150	20	5°	B	8	12	S117.0012.00	1171205

Pièces Détachées

Ricambi

Porte outils Portainsero	Vis de serrage Vite di serraggio	Tournevis TORX PLUS® Cacciavite TORX PLUS®
H117.1010.10	030.400P.0227	T15PQ
H117...	4.09T15P	T15PQ

B

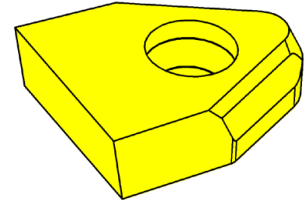
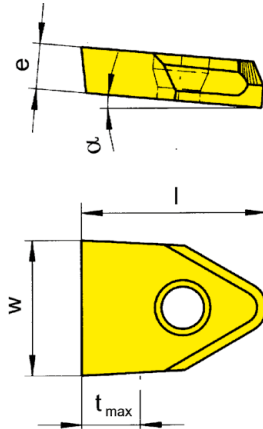
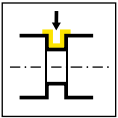


N° de commande Codice prodotto	h	b	l ₁	h ₁	l ₃	a	Figure Figura	l ₂	w	Plaquette Inserto	HWS
H117.1414.16	14	14	125	14	18	5°	C	22	16	S117.0014/16.00	1171605
H117.1616.16	16	16	125	16	-	5°	A / B	11	16	S117.0014/16.00	1171605
H117.2020.16	20	20	150	20	-	5°	B	11	16	S117.0014/16.00	1171605
H117.2525.16	25	25	150	25	-	5°	B	8,5	16	S117.0014/16.00	1171605
H117.1616.20	16	16	125	16	23	5°	C	30	20	S117.0018/20.00	1172005
H117.2020.20	20	20	150	20	-	5°	A / B	15	20	S117.0018/20.00	1172005
H117.2525.20	25	25	150	25	-	5°	B	15	20	S117.0018/20.00	1172005
H117.2020.26	20	20	150	20	-	5°	C	30	26	S117.0026.00	1172605
H117.2525.26	25	25	150	25	-	5°	A	-	26	S117.0026.00	1172605

Pièces Détachées

Ricambi

Porte outils Portainsero	Vis de serrage Vite di serraggio	Tournevis TORX PLUS® Cacciavite TORX PLUS®
H117...16	5.12T20P	T20PQ
H117...	6.17T20P	T20PQ



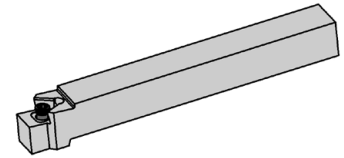
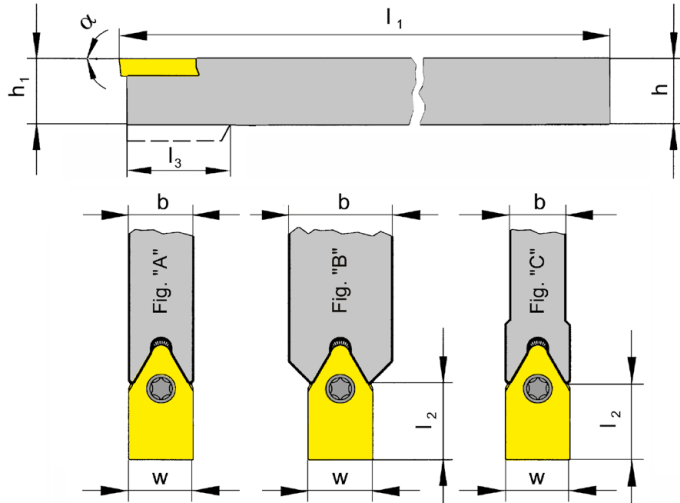
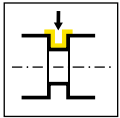
Nuance
Leghe

▲ en stock
a stock

Δ 4 semaines
4 settimane

N° de commande Codice prodotto	w	E	t _{max}	l	α	Porte outils Portainserito	HIS	MG12
S117.0010.00	10	3	3,5	16	5°	H117...10	1171005	▲
S117.0012.00	12	4,5	4,5	17	5°	H117...12	1171205	▲
S117.0014.00	14	6	6	21	5°	H117...16	1171605	▲
S117.0016.00	16	6	6	21	5°	H117...16	1171605	▲
S117.0018.00	18	7	9	29	5°	H117...20	1172005	▲
S117.0020.00	20	7	9	29	5°	H117...20	1172005	▲
S117.0026.00	26	7	10	32	5°	H117...26	1172605	▲
								P o
								M -
								K -
								N -
								S -
								H -

B

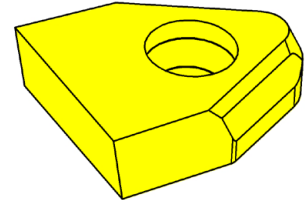
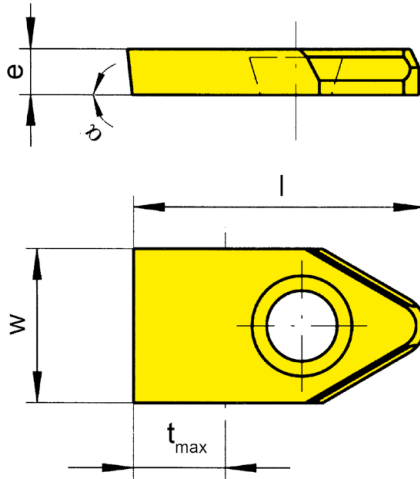
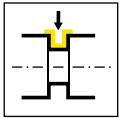


N° de commande Codice prodotto	h	b	l ₁	h ₁	l ₃	α	Figure Figura	l ₂	w	Plaquette Inserto	HWS
H117.1010.02.10	10	10	100	10	-	0°	A	-	10	S117.0010.02.00	1171000
H117.1212.02.10	12	12	125	12	-	0°	B	12	10	S117.0010.02.00	1171000
H117.1616.02.10	16	16	125	16	-	0°	B	12	10	S117.0010.02.00	1171000
H117.1212.02.12	12	12	125	12	-	0°	A	-	12	S117.0012.02.00	1171200
H117.1616.02.12	16	16	125	16	-	0°	B	11	12	S117.0012.02.00	1171200
H117.2020.02.12	20	20	150	20	-	0°	B	11	12	S117.0012.02.00	1171200
H117.1616.02.16	16	16	125	16	-	0°	A	-	16	S117.0016.02.00	1171600
H117.2020.02.16	20	20	150	20	-	0°	B	14	16	S117.0016.02.00	1171600
H117.1616.02.20	16	16	125	16	26	0°	C	33	20	S117.0020.02.00	1172000
H117.2020.02.20	20	20	150	20	-	0°	A	-	20	S117.0020.02.00	1172000
H117.2525.02.20	25	25	150	25	-	0°	B	19	20	S117.0020.02.00	1172000
H117.2020.02.26	20	20	150	20	-	0°	C	33	26	S117.0026.02.00	117MD07
H117.2525.02.26	25	25	150	25	-	0°	A	-	26	S117.0026.02.00	117MD07

Pièces Détachées

Ricambi

Porte outils Portainsero	Vis de serrage Vite di serraggio	Tournevis TORX PLUS® Cacciavite TORX PLUS®
H117...10/12	4.09T15P	T15PQ
H117...16	5.12T20P	T20PQ
H117...20/26	6.17T20P	T20PQ



Nuance
Leghe

▲ en stock
a stock

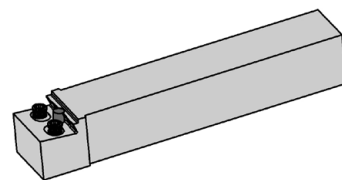
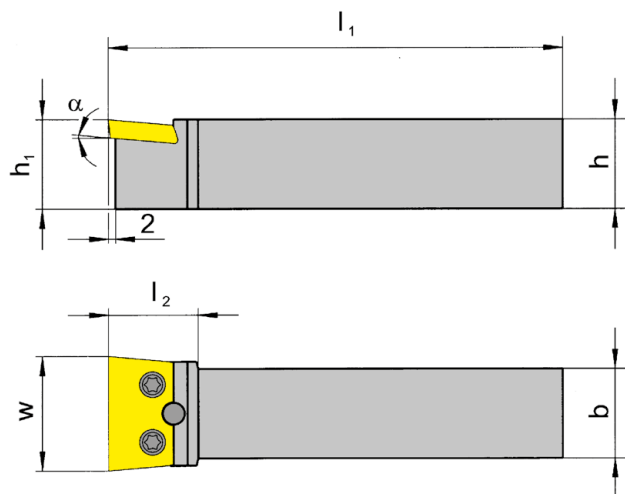
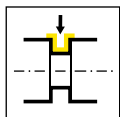
Δ 4 semaines
4 settimane

N° de commande Codice prodotto	w	E	t _{max}	l	α	Porte outils Portainserito	HIS	MG12
S117.0010.02.00	10	3	6,5	19	0°	H117...02.10	1171000	▲
S117.0012.02.00	12	4,5	7,5	20	0°	H117...02.12	1171200	▲
S117.0016.02.00	16	6	9	24	0°	H117...02.16	1171600	▲
S117.0020.02.00	20	7	12	32	0°	H117...02.20	1172000	▲
S117.0026.02.00	26	7	13	35	0°	H117...02.26	117MD07	▲
								P o
								M -
								K -
								N -
								S -
								H -

Exemples des profils sur demand
Inserti profilati sono fornibili su richista



B

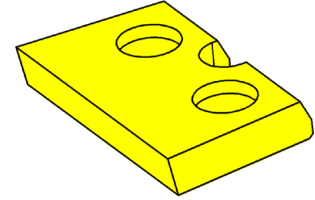
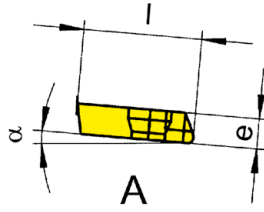
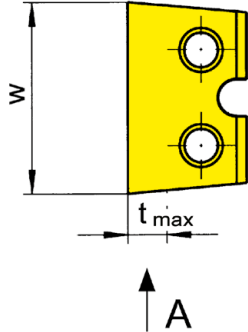
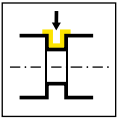


N° de commande Codice prodotto	h	b	l ₁	h ₁	α	l ₂	w	Plaque Inserto	HWS
H117.2020.32	20	20	150	20	5°	25	32	S117.0032.00	1173205
H117.2525.32	25	25	150	25	5°	25	32	S117.0032.00	1173205
H117.2525.45	25	25	150	25	5°	27	45	S117.0045.00	1174505
H117.3232.45	32	32	170	32	5°	27	45	S117.0045.00	1174505

Pièces Détachées

Ricambi

Porte outils Portainsero	Vis de serrage Vite di serraggio	Tournevis TORX PLUS® Cacciavite TORX PLUS®
H117...	5.12T20P	T20PQ




Nuance
Leghe

▲ en stock
a stock

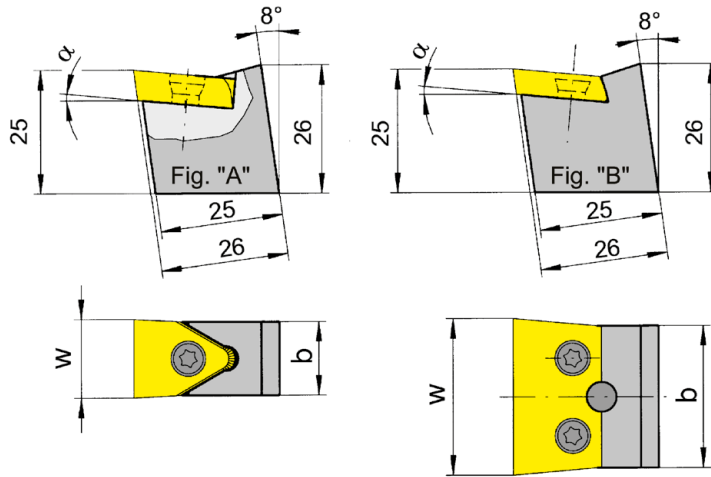
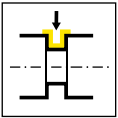
Δ 4 semaines
4 settimane

N° de commande Codice prodotto	w	E	t _{max}	l	α	Porte outils Portainserito	HIS	MG12
S117.0032.00	32	5	6,5	19,7	5°	H117...32	1173205	▲
S117.0045.00	45	5	6,5	19,7	5°	H117...45	1174505	▲
								P o
								M -
								K -
								N -
								S -
								H -

Exemples des profils sur demand
Inserti profilati sono fornibili su richista



B



N° de commande Codice prodotto	b	α	Figure Figura	w	Plaquette Inserto	HWS	HMS
H117.PWP.10	10	5°	A	10	S117.0010.00	1171005	PWP
H117.PWP.12	12	5°	A	12	S117.0012.00	1171205	PWP
H117.PWP.16	16	5°	A	16	S117.0014/16.00	1171605	PWP
H117.PWP.32	28	5°	B	32	S117.0032.00	1173205	PWP
H117.PWP.45	42	5°	B	45	S117.0045.00	1174505	PWP

Pièces Détachées

Ricambi

Porte outils Portainsero	Vis de serrage Vite di serraggio	Tournevis TORX PLUS® Cacciavite TORX PLUS®
H117.PWP.10	4.09T15P	T15PL
H117.PWP.12	4.09T15P	T15PQ
H117.PWP...	5.12T20P	T20PQ

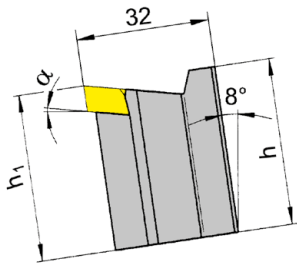
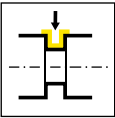


Fig. "A"

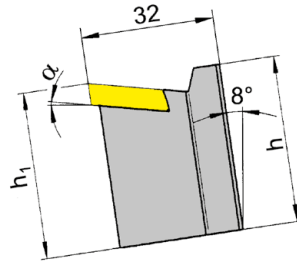
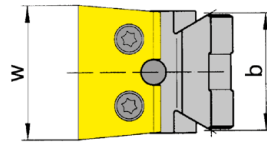
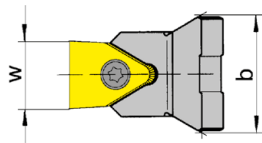


Fig. "B"



N° de commande Codice prodotto	h	b	l ₁	h ₁	t _{max}	α	Figure Figura	w	Plaquette Inserto	HWS	HMS
H117.AW20.10	36	20	32	40	3,5	5°	A	10	S117.0010.00	1171005	AWN
H117.AW28.10	36	28	32	40	3,5	5°	A	10	S117.0010.00	1171205	AWN
H117.AW20.12	36	20	32	40	4,5	5°	A	12	S117.0012.00	1171205	AWN
H117.AW28.12	36	28	32	40	4,5	5°	A	12	S117.0012.00	1171205	AWN
H117.AW20.16	36	20	32	40	6,5	5°	A	16	S117.0014/16.00	1171605	AWN
H117.AW28.16	36	28	32	40	6,5	5°	A	16	S117.0014/16.00	1171605	AWN
H117.AW28.20	36	28	32	40	9	5°	A	20	S117.0018/20.00	1172005	AWN
H117.AW28.26	36	28	35	40	10	5°	A	26	S117.0026.00	1172605	AWN
H117.AW28.32	36	28	32	40	6,5	5°	B	32	S117.0032.00	1173205	AWN
H117.AW40.45	46	40	32	50	6,5	5°	B	45	S117.0045.00	1174505	AWN

Pièces Détachées

Ricambi

Porte outils Portainsero	Vis de serrage Vite di serraggio	Tournevis TORX PLUS® Cacciavite TORX PLUS®
H117.AW2...10/12	4.09T15P	T15PQ
H117.AW...16/32/45	5.12T20P	T20PQ
H117.AW28.20/26	6.17T20P	T20PQ

Des délais de livraison plus rapides pour le système S117

HORN offre désormais la possibilité de livrer des modèles spéciaux des plaquettes dans un délai de cinq jours ouvrables, en particulier pour les Système de rainurage S117. HORN a une fois de plus optimisé son système Greenline existant, de sorte que l'utilisateur dispose non seulement de la plaquette profilée mais aussi du porte-outil approprié dans un délai court. Il garantit une prise en charge sûre par le porte-outil des profils de plaquettes, même les plus complexes. Avec le Greenline

après que le client ait soumis une demande de renseignements avec le dessin des composants, une offre avec le Le plan de plaquette et du porte-outil est fourni dans un délai de deux jours ouvrables.

Après avoir passé la commande, le client reçoit le plan pour approbation dans les 48 heures. Après approbation, HORN livre les outils spéciaux dans un délai de cinq jours ouvrables. Le système Greenline est disponible pour des plaquettes en quantités de 3 à 20 pièces et pour 1 à 2 porte-outils.

HORN propose des outils d'une largeur de 10 mm, 12 mm, 16 mm, 20 mm, 26 mm, 32 mm et 45 mm, qui sont rectifiés avec précision pour obtenir la forme spéciale requise pour l'application. La profondeur maximale de la forme dépend de la largeur de coupe. Le revêtement de l'outil est spécialement sélectionné pour chaque application et est disponible pour les groupes de matériaux P, M, K et N. Les corps d'outils à section carrée sont disponibles dans des dimensions standard allant de 10 x 10 mm jusqu'à 32 x 32 mm.

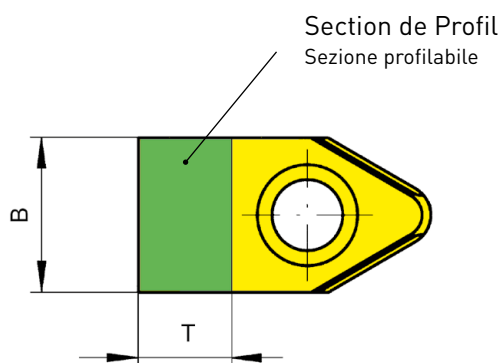
Tempi di consegna più rapidi per il sistema S117

La Horn offre la possibilità di ricevere inserti speciali del sistema S117 per gole in sagoma in una settimana lavorativa. A questo scopo, i processi industriali sono stati ulteriormente ottimizzati per consentire una consegna ultra-rapida (la Green Line Horn). Oltre a ciò è stato anche migliorato il servizio inerente la produzione del portainserito speciale, dove horn ha velocizzato la consegna. Con il sistema GreenLine, se il cliente consegna il disegno del pezzo da tornire, siamo in grado di generare un'offerta economica in un paio di giorni. Se segue ordine commerciale, entro un altro paio di giorni, il disegno costruttivo dell'utensile viene generato. A questo punto parte la settimana di produzione degli utensili. Il Sistema Greenline consente di ordinare da 2 a 20 inserti e 1 o 2 portainseriti

Il range Horn S117 consente di profilare inserti con larghezze di 10, 12, 16, 20, 26, 32 e 45 mm, sui quali sviluppare il profilo richiesto con la geometria di taglio più idonea. La massima profondità di lavorazione dipende dal pezzo da lavorare. Il rivestimento è scelto in base al materiale da lavorare, nella fattispecie, per i gruppi P, M, K e N. Il quadro dello stelo-utensile è disponibile da quadro 10x10 fino a 32x32.

Plaquette avec une vis de serrage

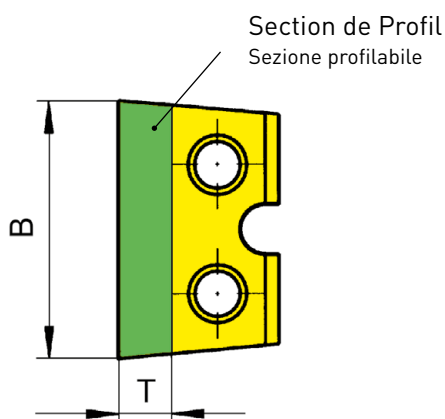
Inserto con una vite di serraggio



Largeur de coupe B Larghezza di taglio B	Profondeur de coupe T Profondità di Taglio T (T-max)	Plaquette Inserto
≤ 9,7	3,50	S117.0010.00
≤ 9,7	6,50	S117.0010.02.00
≤ 11,2	4,50	S117.0012.00
≤ 11,2	7,50	S117.0012.02.00
≤ 13,7	6,00	S117.0014.00
≤ 15,1	6,00	S117.0016.00
≤ 15,1	9,00	S117.0016.02.00
≤ 17,8	9,00	S117.0018.00
≤ 19,8	9,00	S117.0020.00
≤ 19,8	12,00	S117.0020.02.00
≤ 24,7	10,00	S117.0026.00
≤ 24,7	13,00	S117.0026.02.00

Plaquette avec deux vis de serrage

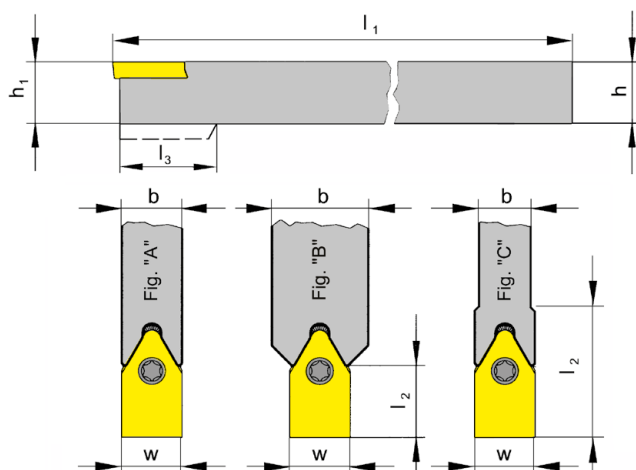
Inserto a doppia vite di serraggio



Largeur de coupe B Larghezza di taglio B	Profondeur de coupe T Profondità di Taglio T (T-max)	Plaquette Inserto
≤ 30,2	6,50	S117.0032.00
≤ 43,3	6,50	S117.0045.00

Sélection du porte-outil


Selezione del portainsero



Plaquette Inserto	h	b	l ₁	Figure Figura	l ₂	Porte-outil spécial similaire à Portainsero speciale simile a
S117.0010.00	10,00	10,00	100	A	-	H117.1010.10
	12,00	12,00	125	B	9	H117.1212.10
	16,00	16,00	125	B	9	H117.1616.10
S117.0010.02.00	10,00	10,00	100	A	-	H117.1010.02.10
	12,00	12,00	125	B	12	H117.1212.02.10
	16,00	16,00	125	B	12	H117.1616.02.10
S117.0012.00	12,00	12,00	125	A	-	H117.1212.12
	14,00	14,00	125	B	8	H117.1414.12
	16,00	12,00	125	A	-	H117.1612.12
	16,00	16,00	125	B	8	H117.1616.12
	20,00	20,00	150	B	8	H117.2020.12
S117.0012.02.00	12,00	12,00	125	A	-	H117.1212.02.12
	16,00	16,00	125	B	11	H117.1616.02.12
	20,00	20,00	150	B	11	H117.2020.02.12
S117.0014.00 S117.0016.00	14,00	14,00	125	C	22	H117.1414.16
	16,00	16,00	125	A / B	11	H117.1616.16
	20,00	20,00	150	B	11	H117.2020.16
	25,00	25,00	150	B	8,5	H117.2525.16
S117.0016.02.00	16,00	16,00	125	A	-	H117.1616.02.16
	20,00	20,00	150	B	14	H117.2020.02.16
S117.0018.00 S117.0020.00	16,00	16,00	125	C	30	H117.1616.20
	20,00	20,00	150	A / B	15	H117.2020.20
	25,00	25,00	150	B	15	H117.2525.20
S117.0020.02.00	16,00	16,00	125	C	33	H117.1616.02.20
	20,00	20,00	150	A	-	H117.2020.02.20
	25,00	25,00	150	B	19	H117.2525.02.20
S117.0026.00	20,00	20,00	150	C	30	H117.2020.26
	25,00	25,00	150	A	-	H117.2525.26
S117.0026.02.00	20,00	20,00	150	C	33	H117.2020.02.26
	25,00	25,00	150	A	-	H117.2525.02.26
S117.0032.00	20,00	20,00	150	C	25	H117.2020.32
	25,00	25,00	150	C	25	H117.2525.32
S117.0045.00	25,00	25,00	150	C	27	H117.2525.45
	32,00	32,00	170	C	27	H117.3232.45

Une grande stabilité permet un support optimisé de la plaquette.

Massima Stabilità grazie a un supporto ottimizzato del portainsero



Veillez noter:

- le plus petit rayon intérieur possible 0,05 mm
- le plus petit rayon extérieur possible 0,04 mm
- la plus petite tolérance angulaire possible forme $\pm 10'$
- la plus petite tolérance dimensionnelle possible $\pm 0,005$ mm
- la plus petite tolérance de forme possible 0,01 mm

Attenzione:


- raggio femmina minore realizzabile 0,05 mm
- raggio esterno minore realizzabile 0,04 mm
- tolleranza angolare minore $\pm 10'$
- tolleranza dimensionale minore realizzabile $\pm 0,005$ mm
- tolleranza di forma minore realizzabile 0,01 mm

Tous les plaquettes sont disponibles avec un revêtement.

Tutti gli inserti sono disponibili nudi e rivestiti.

Groupe principal d'usinage Gruppo di lavorazione principale	P	EG35/EG55
Groupe principal d'usinage Gruppo di lavorazione principale	M	EG35/EG55
Groupe principal d'usinage Gruppo di lavorazione principale	K	EG36/EG56
Groupe principal d'usinage Gruppo di lavorazione principale	N	MG12
Groupe principal d'usinage Gruppo di lavorazione principale	S	EG35

B



223

C



Porte outils et plaquettes

Largeur de gorge 1,1 - 3 mm

Portainserito e inserti

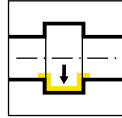
Larghezza della gola 1,1 - 3 mm

C

Géométries et avances
Geometrie e avanzamenti

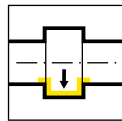
Page/Pag.
95

Base de support
Attacco Base
B223



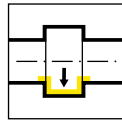
Page/Pag.
96

Cassette
Cartuccia
BK223

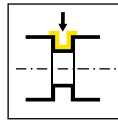


Page/Pag.
97

Porte outils
Portainsero
B223/H223

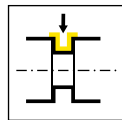


Page/Pag.
98-101




Page/Pag.
102

Cartouche
Cartuccia
E223




Page/Pag.
103


Plaquette amovible
Inserto
S223



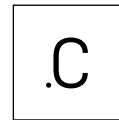
Page/Pag.
104



Page/Pag.
105



Page/Pag.
106



Page/Pag.
107-108



Page/Pag.
109

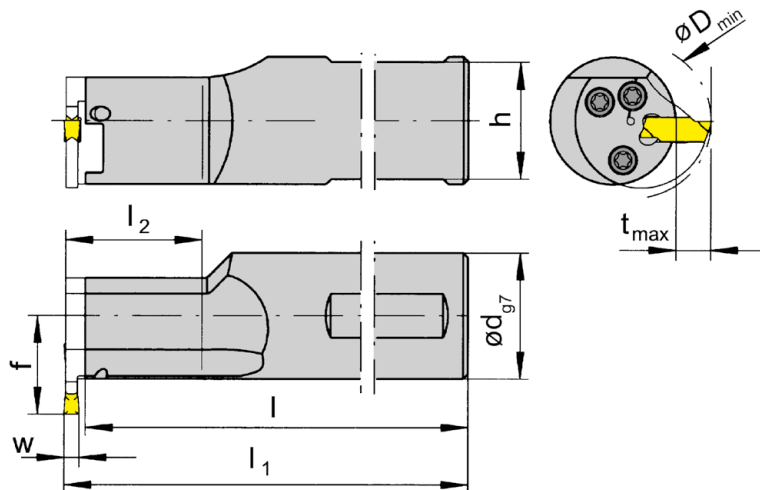
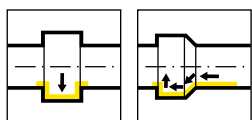
Géométries et avances

Geometrie e avanzamenti



Géométrie Geometria	Matière Materiale	Avance f [mm/trs] Avanzamento f [mm/giro]	Usinage Lavorazione						
	<table border="1"> <tr> <td>P</td> <td>M</td> <td>K</td> </tr> <tr> <td>N</td> <td>S</td> <td>H</td> </tr> </table>	P	M	K	N	S	H	<p>↓ 0,15-0,25</p> <p>↔ 0,15-0,40</p>	
P	M	K							
N	S	H							
	<table border="1"> <tr> <td>P</td> <td>M</td> <td>K</td> </tr> <tr> <td>N</td> <td>S</td> <td>H</td> </tr> </table>	P	M	K	N	S	H	<p>↓ 0,10-0,45</p> <p>↔ 0,15-0,60</p>	
P	M	K							
N	S	H							
	<table border="1"> <tr> <td>P</td> <td>M</td> <td>K</td> </tr> <tr> <td>N</td> <td>S</td> <td>H</td> </tr> </table>	P	M	K	N	S	H	<p>↓ 0,02-0,10</p>	
P	M	K							
N	S	H							
	<table border="1"> <tr> <td>P</td> <td>M</td> <td>K</td> </tr> <tr> <td>N</td> <td>S</td> <td>H</td> </tr> </table>	P	M	K	N	S	H	<p>↓ 0,02-0,10</p> <p>↔ 0,02-0,15</p>	
P	M	K							
N	S	H							





R = version à droite représentée
R = versione destra come in figura

L = version à gauche
L = versione sinistra a specchio

N° de commande Codice prodotto	l_1	d	l	l_2	h	f	HWS
RB223.0025.1.K2	$l+b_1+w/2$	25	116,1	30	23	19,5	BK2231
RB223.0025.2.K2	$l+b_1+w/2$	25	146,1	60	23	19,5	BK2231
RB223.0032.1.K2	$l+b_1+w/2$	32	146,1	30	30	23	BK2231
RB223.0032.2.K2	$l+b_1+w/2$	32	176,1	60	30	23	BK2231
LB223.0025.1.K2	$l+b_1+w/2$	25	116,1	30	23	19,5	BK2232
LB223.0025.2.K2	$l+b_1+w/2$	25	146,1	60	23	19,5	BK2232
LB223.0032.1.K2	$l+b_1+w/2$	32	146,1	30	30	23	BK2232
LB223.0032.2.K2	$l+b_1+w/2$	32	176,1	60	30	23	BK2232

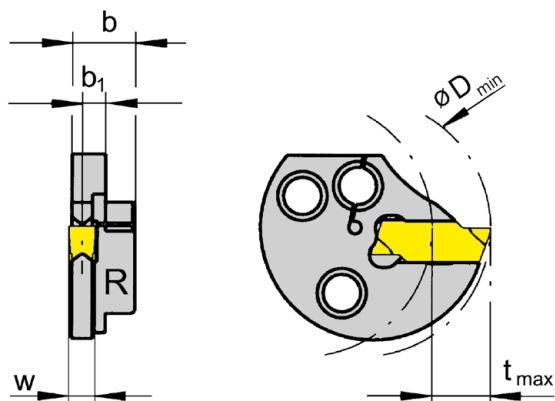
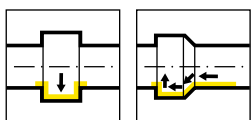
w voir plaquettes amovibles
w vd. inserti

Dimensions pour Dmin, tmax et b1 voir cassettes
Per le dimensioni Dmin, tmax e b1 vd. sezione cartucce

Pièces Détachées

Ricambi

Base de support Attacco Base	Vis de serrage Vite di serraggio	Tournevis TORX PLUS® Cacciavite TORX PLUS®
R/LB223...	4.09T15P	T15PL



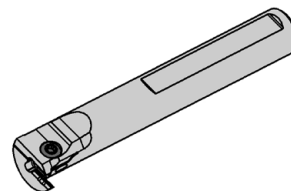
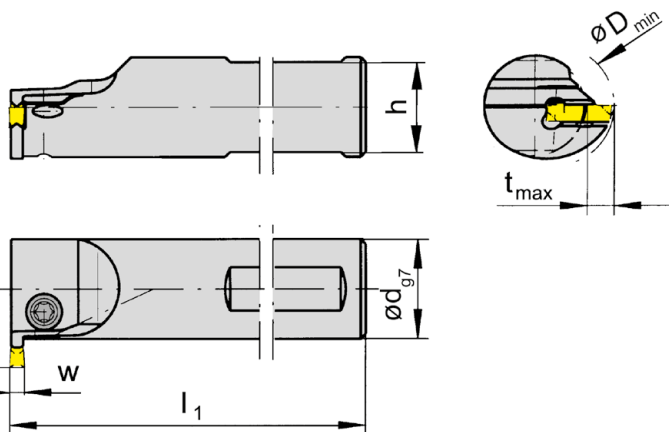
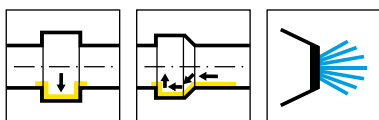
R = version à droite représentée
R = versione destra come in figura

L = version à gauche
L = versione sinistra a specchio

N° de commande Codice prodotto	D _{min}	t _{max}	b	b ₁	HWS	HMS
RBK223.0028.01	28	6,3	7,4	3,1	22301	BK2231
RBK223.0028.02	28	6,3	7,4	2,95	22302	BK2231
RBK223.0028.03	28	6,3	7,4	2,7	22303	BK2231
LBK223.0028.01	28	6,3	7,4	3,1	22301	BK2232
LBK223.0028.02	28	6,3	7,4	2,95	22302	BK2232
LBK223.0028.03	28	6,3	7,4	2,7	22303	BK2232

w voir plaquettes amovibles
w vd. inserti

La vis de serrage est vendue avec le base de support.
La vite di bloccaggio è fornita col portainserito base - non va ordinata separatamente.



R = version à droite représentée
R = versione destra come in figura

L = version à gauche
L = versione sinistra a specchio

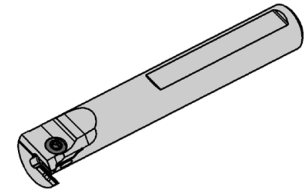
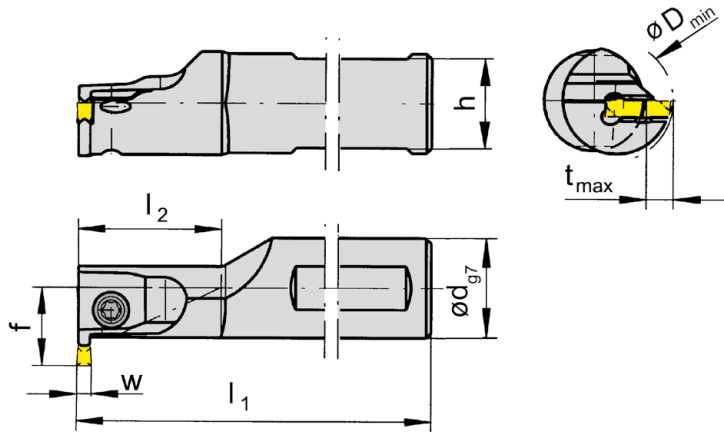
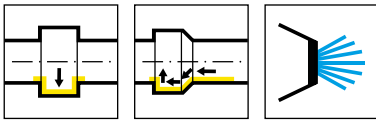
N° de commande Codice prodotto	d	l ₁	h	f	t _{max}	D _{min}	HWS
RB223.0016.0.42	16	110	14	13	4,5	22	22302
RB223.0016.0.43	16	110	14	13	4,5	22	22303
RB223.0020.0.52	20	120	18	15,7	5,3	27	22302
RB223.0020.0.53	20	120	18	15,7	5,3	27	22303
RB223.0025.0.62	25	150	23	19,3	6,3	33	22302
RB223.0025.0.63	25	150	23	19,3	6,3	33	22303
LB223.0016.0.42	16	110	14	13	4,5	22	22302
LB223.0016.0.43	16	110	14	13	4,5	22	22303
LB223.0020.0.52	20	120	18	15,7	5,3	27	22302
LB223.0020.0.53	20	120	18	15,7	5,3	27	22303
LB223.0025.0.62	25	150	23	19,3	6,3	33	22302
LB223.0025.0.63	25	150	23	19,3	6,3	33	22303

w voir plaquettes amovibles
w vd. inserti

Pièces Détachées

Ricambi

Porte outils Portainsero	Vis de serrage Vite di serraggio	Tournevis TORX PLUS® Cacciavite TORX PLUS®
R/LB223...	5.11T15P	T15PL



R = version à droite représentée
R = versione destra come in figura

L = version à gauche
L = versione sinistra a specchio

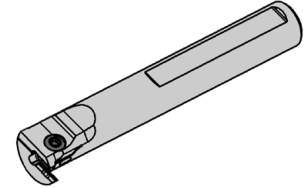
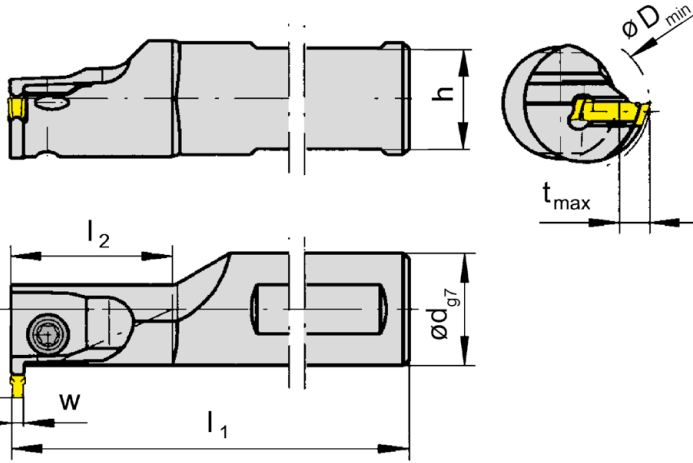
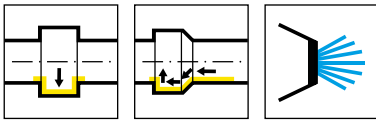
N° de commande Codice prodotto	d	l ₁	l ₂	h	f	t _{max}	D _{min}	HWS
RB223.0016.1.42	16	110	25	14	13	4,5	18	22302
RB223.0016.1.43	16	110	25	14	13	4,5	18	22303
RB223.0020.1.52	20	120	30	18	15,7	5,3	20	22302
RB223.0020.1.53	20	120	30	18	15,7	5,3	20	22303
RB223.0025.1.62	25	150	50	23	18,8	6,3	25	22302
RB223.0025.1.63	25	150	50	23	18,8	6,3	25	22303
LB223.0016.1.42	16	110	25	14	13	4,5	18	22302
LB223.0016.1.43	16	110	25	14	13	4,5	18	22303
LB223.0020.1.52	20	120	30	18	15,7	5,3	20	22302
LB223.0020.1.53	20	120	30	18	15,7	5,3	20	22303
LB223.0025.1.62	25	150	50	23	18,8	6,3	25	22302
LB223.0025.1.63	25	150	50	23	18,8	6,3	25	22303

w voir plaquettes amovibles
w vd. inserti

Pièces Détachées

Ricambi

Porte outils Portainsero	Vis de serrage Vite di serraggio	Tournevis TORX PLUS® Cacciavite TORX PLUS®
R/LB223...	5.11T15P	T15PL



R = version à droite représentée
R = versione destra come in figura

L = version à gauche
L = versione sinistra a specchio

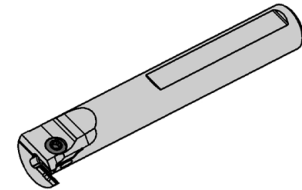
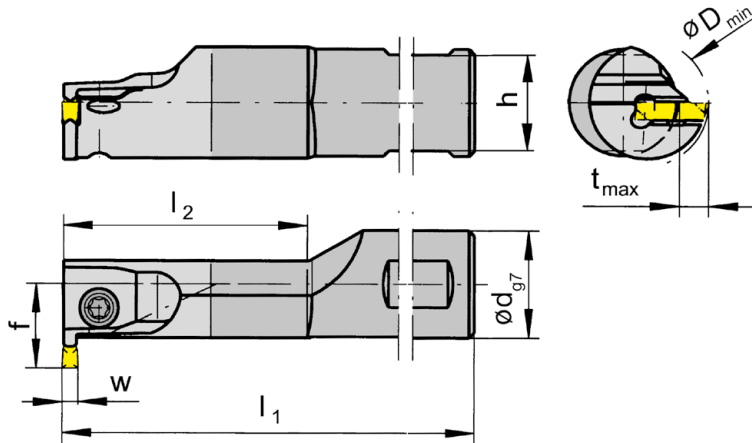
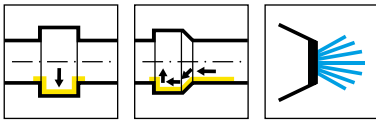
N° de commande Codice prodotto	d	l ₁	l ₂	h	f	t _{max}	D _{min}	HWS
RB223.0016.1.22	16	110	25	14	13	1,65	18	22302
RB223.0020.1.22	20	120	30	18	15,7	1,65	20	22302
LB223.0016.1.22	16	110	25	14	13	1,65	18	22302
LB223.0020.1.22	20	120	30	18	15,7	1,65	20	22302

w voir plaquettes amovibles
w vd. inserti

Pièces Détachées

Ricambi

Porte outils Portainsero	Vis de serrage Vite di serraggio	Tournevis TORX PLUS® Cacciavite TORX PLUS®
R/LB223...	5.11T15P	T15PL



R = version à droite représentée
R = versione destra come in figura

L = version à gauche
L = versione sinistra a specchio

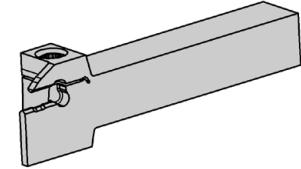
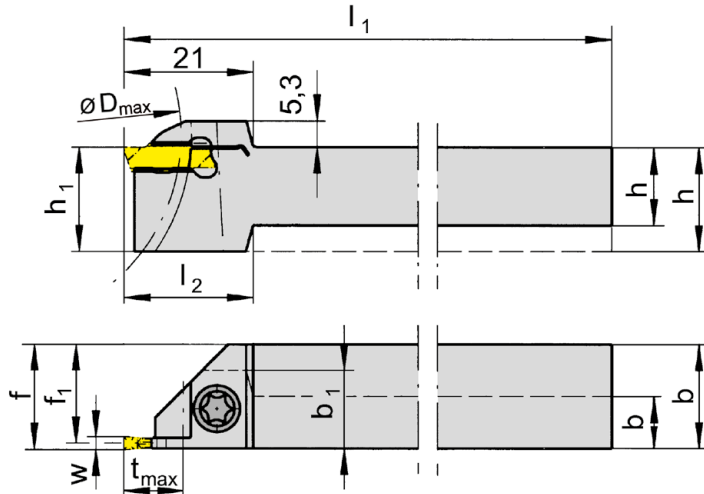
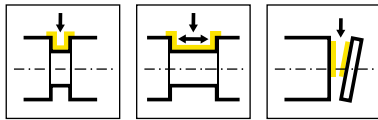
N° de commande Codice prodotto	d	l ₁	l ₂	h	f	t _{max}	D _{min}	HWS
RB223.HM16.2.42	16	130	50	14	13	4,5	18	22302
RB223.HM16.2.43	16	130	50	14	13	4,5	18	22303
RB223.HM20.2.52	20	150	60	18	15,7	5,3	20	22302
RB223.HM20.2.53	20	150	60	18	15,7	5,3	20	22303
RB223.HM25.2.62	25	160	70	23	18,8	6,3	25	22302
RB223.HM25.2.63	25	160	70	23	18,8	6,3	25	22303
LB223.HM16.2.42	16	130	50	14	13	4,5	18	22302
LB223.HM16.2.43	16	130	50	14	13	4,5	18	22303
LB223.HM20.2.52	20	150	60	18	15,7	5,3	20	22302
LB223.HM20.2.53	20	150	60	18	15,7	5,3	20	22303
LB223.HM25.2.62	25	160	70	23	18,8	6,3	25	22302
LB223.HM25.2.63	25	160	70	23	18,8	6,3	25	22303

w voir plaquettes amovibles
w vd. inserti

Pièces Détachées

Ricambi

Porte outils Portainsero	Vis de serrage Vite di serraggio	Tournevis TORX PLUS® Cacciavite TORX PLUS®
R/LB223...	5.11T15P	T15PL



R = version à droite représentée
R = versione destra come in figura

L = version à gauche
L = versione sinistra a specchio

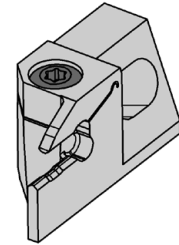
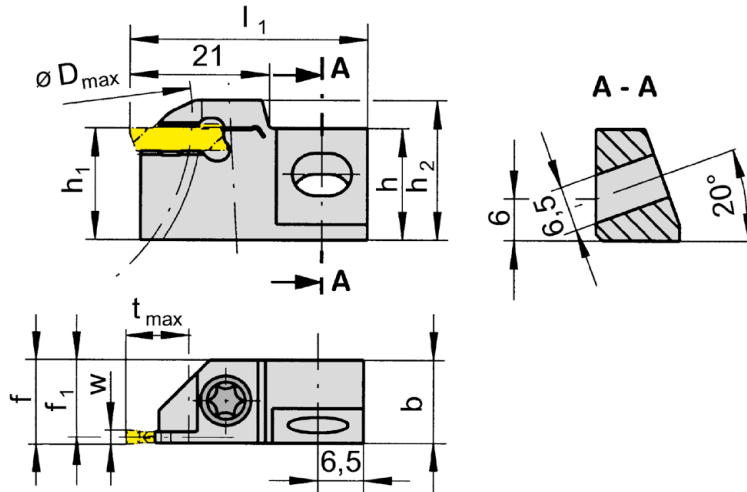
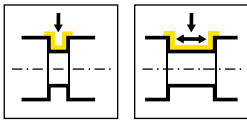
N° de commande Codice prodotto	h	b	l ₁	l ₂	h ₁	b ₁	f ₁	f	t _{max}	D _{max}	HWS
RH223.1010.01	10	10	80	20	12	12	9,2	f ₁ +w/2	8	25	22301
RH223.1010.03	10	10	80	20	12	12	8,8	f ₁ +w/2	8	25	22303
RH223.1212.01	12	12	100	21	16	-	11,2	f ₁ +w/2	10	50	22301
RH223.1212.02	12	12	100	21	16	-	11,05	f ₁ +w/2	10	50	22302
RH223.1212.03	12	12	100	21	16	-	10,8	f ₁ +w/2	10	50	22303
RH223.1616.01	16	16	125	-	16	-	15,2	f ₁ +w/2	10	50	22301
RH223.1616.02	16	16	125	-	16	-	15,05	f ₁ +w/2	10	50	22302
RH223.1616.03	16	16	125	-	16	-	14,8	f ₁ +w/2	10	50	22303
RH223.2020.01	20	20	125	-	20	-	19,2	f ₁ +w/2	10	50	22301
RH223.2020.02	20	20	125	-	20	-	19,05	f ₁ +w/2	10	50	22302
RH223.2020.03	20	20	125	-	20	-	18,8	f ₁ +w/2	10	50	22303
RH223.2525.01	25	25	150	-	25	-	24,2	f ₁ +w/2	10	50	22301
RH223.2525.02	25	25	150	-	25	-	24,05	f ₁ +w/2	10	50	22302
RH223.2525.03	25	25	150	-	25	-	23,8	f ₁ +w/2	10	50	22303
LH223.1010.01	10	10	80	20	12	12	9,2	f ₁ +w/2	8	25	22301
LH223.1010.02	10	10	80	20	12	12	9,05	f ₁ +w/2	8	25	22302
LH223.1010.03	10	10	80	20	12	12	8,8	f ₁ +w/2	8	25	22303
LH223.1212.01	12	12	100	21	16	-	11,2	f ₁ +w/2	10	50	22301
LH223.1212.02	12	12	100	21	16	-	11,05	f ₁ +w/2	10	50	22302
LH223.1212.03	12	12	100	21	16	-	10,8	f ₁ +w/2	10	50	22303
LH223.1616.01	16	16	125	-	16	-	15,2	f ₁ +w/2	10	50	22301
LH223.1616.02	16	16	125	-	16	-	15,05	f ₁ +w/2	10	50	22302
LH223.1616.03	16	16	125	-	16	-	14,8	f ₁ +w/2	10	50	22303
LH223.2020.01	20	20	125	-	20	-	19,2	f ₁ +w/2	10	50	22301
LH223.2020.02	20	20	125	-	20	-	19,05	f ₁ +w/2	10	50	22302
LH223.2020.03	20	20	125	-	20	-	18,8	f ₁ +w/2	10	50	22303
LH223.2525.01	25	25	150	-	25	-	24,2	f ₁ +w/2	10	50	22301
LH223.2525.02	25	25	150	-	25	-	24,05	f ₁ +w/2	10	50	22302
LH223.2525.03	25	25	150	-	25	-	23,8	f ₁ +w/2	10	50	22303

Pièces Détachées

Ricambi

w voir plaquettes amovibles
w vd. inserti

Porte outils Portainsero	Vis de serrage Vite di serraggio	Tournevis TORX PLUS® Cacciavite TORX PLUS®
R/LH223...	5.11T15P	T15PL



R = version à droite représentée
R = versione destra come in figura

L = version à gauche
L = versione sinistra a specchio

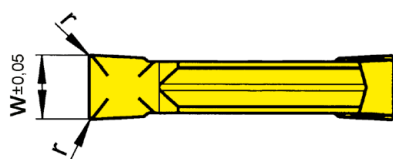
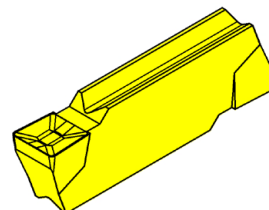
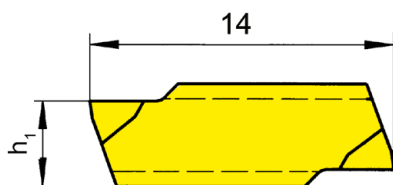
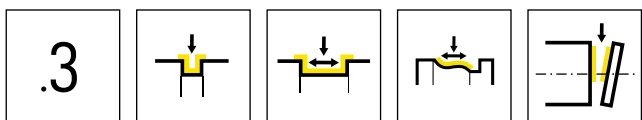
N° de commande Codice prodotto	h	b	l ₁	h ₁	f ₁	f	t _{max}	D _{max}	h ₂
RE223.1212.01	16	12	34	12	11,2	f ₁ +w/2	10	50	17,3
RE223.1212.02	16	12	34	12	11,05	f ₁ +w/2	10	50	17,3
RE223.1212.03	16	12	34	12	10,8	f ₁ +w/2	10	50	17,3
RE223.1616.01	16	12	34	16	11,2	f ₁ +w/2	10	50	21,3
RE223.1616.02	16	12	34	16	11,05	f ₁ +w/2	10	50	21,3
RE223.1616.03	16	12	34	16	10,8	f ₁ +w/2	10	50	21,3
LE223.1212.01	16	12	34	12	11,2	f ₁ +w/2	10	50	17,3
LE223.1212.02	16	12	34	12	11,05	f ₁ +w/2	10	50	17,3
LE223.1212.03	16	12	34	12	10,8	f ₁ +w/2	10	50	17,3
LE223.1616.01	16	12	34	16	11,2	f ₁ +w/2	10	50	21,3
LE223.1616.02	16	12	34	16	11,05	f ₁ +w/2	10	50	21,3
LE223.1616.03	16	12	34	16	10,8	f ₁ +w/2	10	50	21,3

w voir plaquettes amovibles
w vd. inserti

Pièces Détachées

Ricambi

Cartouche Cartuccia	Vis de serrage Vite di serraggio	Vis Vite	Tournevis TORX PLUS® Cacciavite TORX PLUS®
R/LE223...	5.11T15P	6.20.232	T15PL

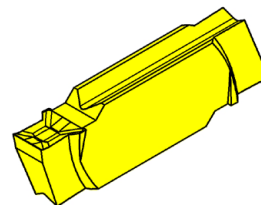
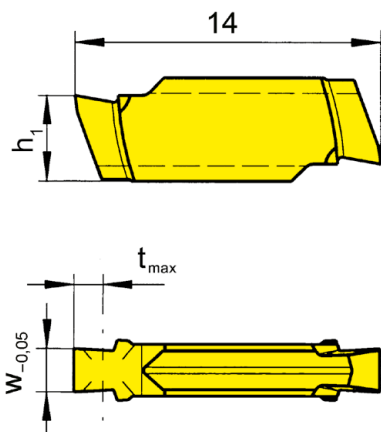
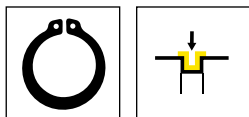


Nuance
Leghe

▲ en stock
a stock

Δ 4 semaines
4 settimane

N° de commande Codice prodotto	w	r	h ₁	HIS		MG12	EG55	H54	TI25	TN35
S223.0200.32	2	0,2	3,65	22301	▲	▲	▲	▲	▲	▲
S223.0250.32	2,5	0,2	3,75	22302	▲	▲	▲	▲	▲	▲
S223.0300.32	3	0,2	3,95	22303	▲	▲	▲	▲	▲	▲
					P	o	•	•	•	•
					M	-	o	•	•	•
					K	-	o	-	•	•
					N	-	-	-	•	•
					S	-	-	-	•	•
					H	-	-	-	-	-

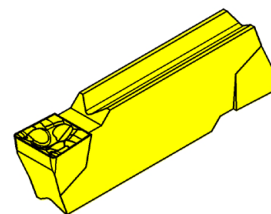
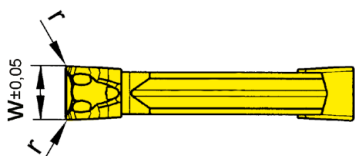
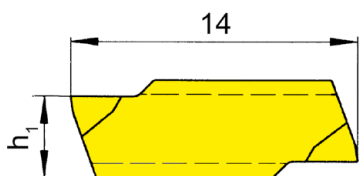
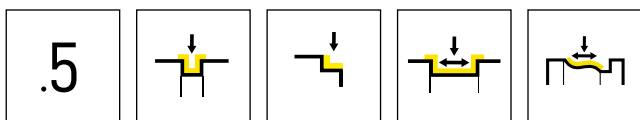


Nuance
Leghe

▲ en stock
a stock

Δ 4 semaines
4 settimane

N° de commande Codice prodotto	w	Nw	t _{max}	h ₁	HIS	Nuance	
						EG55	TN35
S223.0110.32	1,24	1,1	0,6	3,75	22302	Δ	▲
S223.0130.32	1,44	1,3	1,1	3,75	22302	Δ	▲
S223.0160.32	1,74	1,6	1,15	3,75	22302	Δ	▲
S223.0185.32	1,99	1,85	1,4	3,75	22302	Δ	▲
S223.0215.32	2,29	2,15	1,65	3,75	22302	Δ	▲
						P	●
						M	○
						K	○
						N	-
						S	-
						H	-

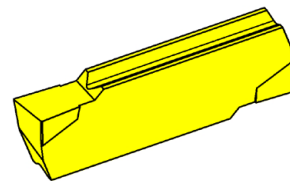
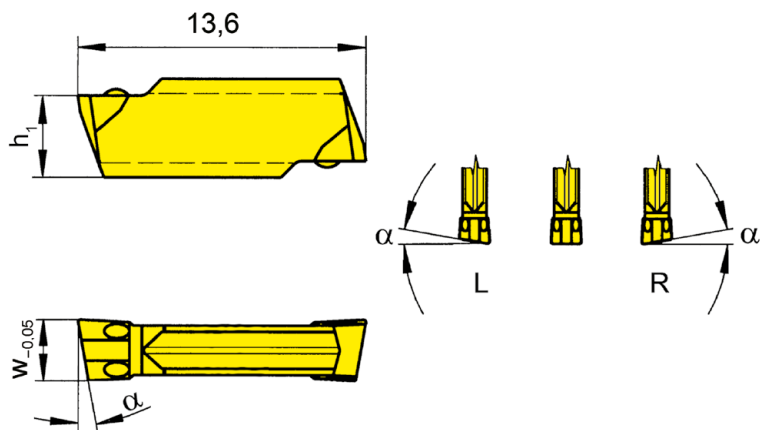
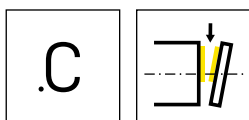


Nuance
Leghe

▲ en stock
a stock

Δ 4 semaines
4 settimane

N° de commande Codice prodotto	w	r	h ₁	HIS	Nuance		
					EG55	TH35	TI25
S223.0200.52	2	0,2	3,65	22301	▲	▲	●
S223.0250.52	2,5	0,2	3,75	22302	▲	●	▲
S223.0300.52	3	0,2	3,95	22303	▲	▲	Δ
P	●	●	●				
M	○	●	●				
K	○	●	●				
N	-	●	●				
S	-	●	●				
H	-	-	-				



R = version à droite représentée
R = versione destra come in figura

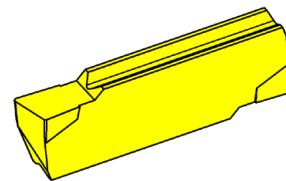
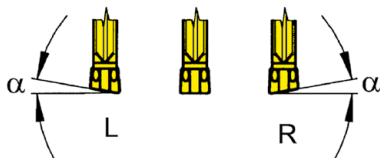
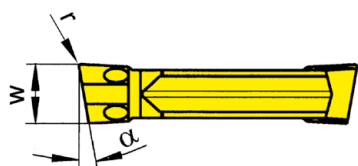
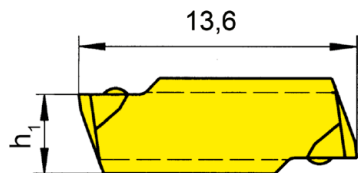
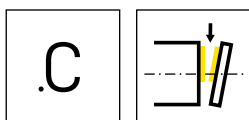
L = version à gauche
L = versione sinistra a specchio

▲ en stock
a stock

Nuance
Leghe
Δ 4 semaines
4 settimane

N° de commande Codice prodotto	w	α	h ₁	HIS	Nuance Leghe			
					EG55	TF45	TI25	TN35
RS223.0420.C0	2	4°	3,65	22301	Δ	Δ	▲	▲
RS223.0425.C0	2,5	4°	3,75	22302	Δ	Δ	▲	▲
RS223.0430.C0	3	4°	3,95	22303	Δ	Δ	Δ	Δ
RS223.0820.C0	2	8°	3,65	22301	▲	▲	▲	▲
RS223.0825.C0	2,5	8°	3,75	22302	▲	▲	▲	▲
RS223.0830.C0	3	8°	3,95	22303	Δ	▲	▲	▲
RS223.1520.C0	2	15°	3,65	22301	▲	▲	▲	▲
LS223.0420.C0	2	4°	3,65	22301	Δ	Δ		▲
LS223.0425.C0	2,5	4°	3,75	22302	Δ	Δ	Δ	Δ
LS223.0430.C0	3	4°	3,95	22303	Δ	Δ	Δ	Δ
LS223.0820.C0	2	8°	3,65	22301	Δ		▲	▲
LS223.0825.C0	2,5	8°	3,75	22302	Δ	Δ	Δ	
LS223.0830.C0	3	8°	3,95	22303	Δ	Δ	Δ	Δ
LS223.1520.C0	2	15°	3,65	22301	Δ	Δ	▲	▲
S223.0020.C0	2	0°	3,65	22301	▲	▲	▲	▲
S223.0025.C0	2,5	0°	3,75	22302	Δ	Δ	▲	Δ
S223.0030.C0	3	0°	3,95	22303	Δ	Δ	▲	▲

P	●	●	●	●
M	○	●	●	●
K	○	●	●	●
N	-	●	●	●
S	-	●	●	●
H	-	-	-	-



R = version à droite représentée
R = versione destra come in figura

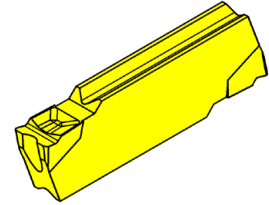
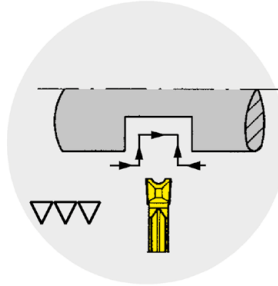
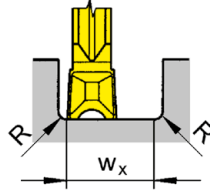
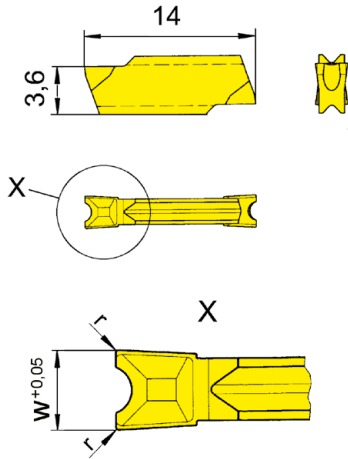
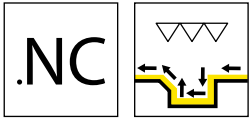
L = version à gauche
L = versione sinistra a specchio

▲ en stock
a stock

Nuance
Leghe
Δ 4 semaines
4 settimane

N° de commande Codice prodotto	w	r	α	h ₁	HIS	EG55	TF45	TI25	TN35
RS223.0420.C1	2	0,15	4°	3,65	22301	Δ	Δ	Δ	▲
RS223.0425.C1	2,5	0,15	4°	3,75	22302	Δ	Δ	Δ	Δ
RS223.0430.C1	3	0,15	4°	3,95	22303	Δ	Δ		Δ
RS223.0820.C1	2	0,15	8°	3,65	22301	Δ	▲	▲	▲
RS223.0825.C1	2,5	0,15	8°	3,75	22302	Δ	Δ	▲	Δ
RS223.0830.C1	3	0,15	8°	3,95	22303	Δ	▲	Δ	
RS223.1520.C1	2	0,15	15°	3,65	22301	Δ	▲	Δ	▲
LS223.0420.C1	2	0,15	4°	3,65	22301	Δ	Δ	Δ	▲
LS223.0425.C1	2,5	0,15	4°	3,75	22302	Δ	Δ	Δ	Δ
LS223.0430.C1	3	0,15	4°	3,95	22303	Δ	Δ	Δ	Δ
LS223.0820.C1	2	0,15	8°	3,65	22301	Δ		Δ	Δ
LS223.0825.C1	2,5	0,15	8°	3,75	22302	Δ		Δ	Δ
LS223.0830.C1	3	0,15	8°	3,95	22303	Δ	Δ	Δ	Δ
LS223.1520.C1	2	0,15	15°	3,65	22301	Δ		Δ	Δ
S223.0020.C1	2	0,15	0°	3,65	22301	Δ	▲	▲	▲
S223.0025.C1	2,5	0,15	0°	3,75	22302	Δ	Δ	▲	Δ
S223.0030.C1	3	0,15	0°	3,95	22303	Δ	▲	▲	▲

P	●	●	●	●
M	○	●	●	●
K	○	●	●	●
N	-	●	●	●
S	-	●	●	●
H	-	-	-	-



Nuance
Leghe


▲ en stock
a stock

Δ 4 semaines
4 settimane

N° de commande Codice prodotto	w	r	t _{max}	w _x	HIS	EG55	TI25
S223.NC20.D2	2	0,2	10	2,7	22301	Δ	▲
						P ● ●	
						M ○ ●	
						K ○ ●	
						N - ●	
						S - ●	
						H - -	

wx = largeur de gorge - R(droite) - R(gauche)
wx = larghezza gola - R(destro) - R(sinistro)

C



209



Porte outils et plaquettes

Largeur de gorge 2 - 3 mm

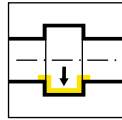
Portainserito e inserti

Larghezza della gola 2 - 3 mm

Géométries et avances
Geometrie e avanzamenti


Page/Pag.
113

Porte outils
Portainsero
B209




Page/Pag.
114

Plaquette amovible
Inserto
S209



Page/Pag.
115



Page/Pag.
116



Page/Pag.
117

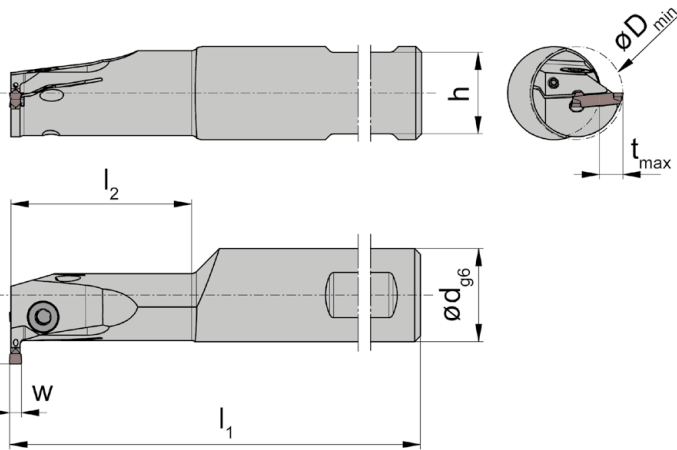
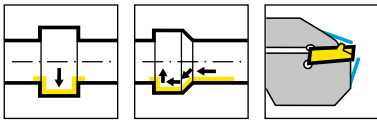


Page/Pag.
118

D

Géométrie Geometria	Matière Materiale	Avance f [mm/trs] Avanzamento f [mm/giro]	Usinage Lavorazione						
	<table border="1"> <tr> <td>P</td> <td>M</td> <td>K</td> </tr> <tr> <td>N</td> <td>S</td> <td>H</td> </tr> </table>	P	M	K	N	S	H	<p>↓ 0,10-0,45</p> <p>↔ 0,15-0,60</p>	
P	M	K							
N	S	H							
	<table border="1"> <tr> <td>P</td> <td>M</td> <td>K</td> </tr> <tr> <td>N</td> <td>S</td> <td>H</td> </tr> </table>	P	M	K	N	S	H	<p>↓ 0,03-0,12</p>	
P	M	K							
N	S	H							
	<table border="1"> <tr> <td>P</td> <td>M</td> <td>K</td> </tr> <tr> <td>N</td> <td>S</td> <td>H</td> </tr> </table>	P	M	K	N	S	H	<p>↓ 0,10-0,45</p> <p>↔ 0,05-0,25</p>	
P	M	K							
N	S	H							
	<table border="1"> <tr> <td>P</td> <td>M</td> <td>K</td> </tr> <tr> <td>N</td> <td>S</td> <td>H</td> </tr> </table>	P	M	K	N	S	H	<p>↓ 0,02-0,10</p> <p>↔ 0,0015-0,07</p>	
P	M	K							
N	S	H							

D



R = version à droite représentée
R = versione destra come in figura

L = version à gauche
L = versione sinistra a specchio

N° de commande Codice prodotto	d	l ₁	l ₂	h	f	t _{max}	D _{min}	HWS
RB209.0016.1.02.IK	16	110	30	14	11,8	3,5	16	20920
RB209.0020.1.12.IK	20	110	30	18	15,3	5	18	20920
RB209.0016.1.025.IK	16	110	30	14	11,8	3,5	16	20925
RB209.0020.1.125.IK	20	110	30	18	15,3	5	18	20925
RB209.0016.1.03.IK	16	110	30	14	11,8	3,5	16	20930
RB209.0020.1.13.IK	20	110	30	18	15,3	5	18	20930
LB209.0016.1.02.IK	16	110	30	14	11,8	3,5	16	20920
LB209.0020.1.12.IK	20	110	30	18	15,3	5	18	20920
LB209.0016.1.025.IK	16	110	30	14	11,8	3,5	16	20925
LB209.0020.1.125.IK	20	110	30	18	15,3	5	18	20925
LB209.0016.1.03.IK	16	110	30	14	11,8	3,5	16	20930
LB209.0020.1.13.IK	20	110	30	18	15,3	5	18	20930

w voir plaquettes amovibles
w vd. inserti

Pièces Détachées

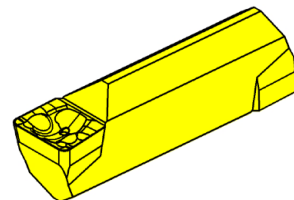
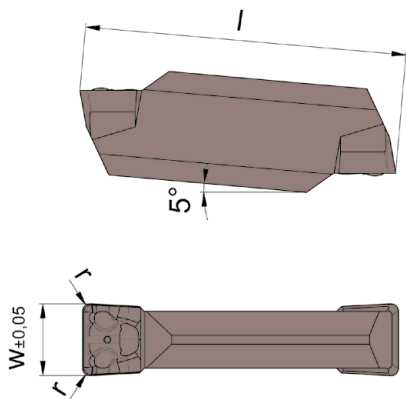
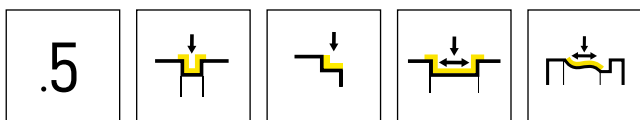
Ricambi

Porte outils Portainsero	Vis de serrage Vite di serraggio	Tournevis TORX PLUS® Cacciavite TORX PLUS®
R/LB209...	3.5.12T10EP	T10PL

Plaquette amovible

Inserto

S209



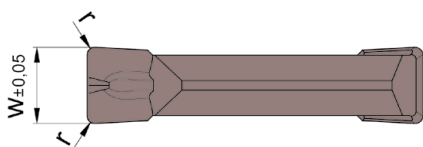
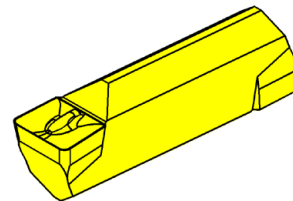
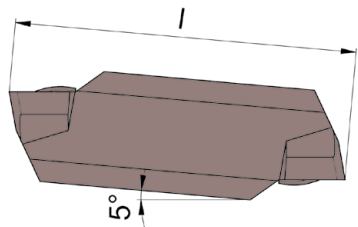
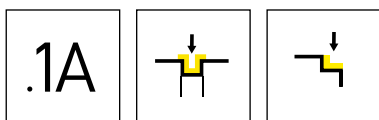
D

Nuance
Leghe

▲ en stock
a stock

Δ 4 semaines
4 settimane

N° de commande Codice prodotto	w	r	l	HIS	AS45
S209.0200.52	2	0,2	9	20920	▲
S209.0250.52	2,5	0,2	10	20925	▲
S209.0300.52	3	0,2	10	20930	▲
					P ●
					M ●
					K ●
					N ○
					S ●
					H -



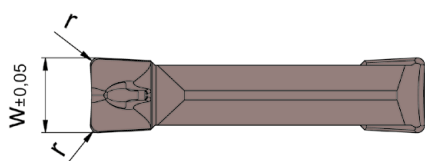
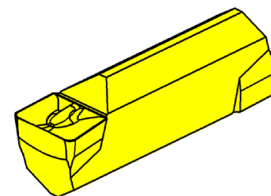
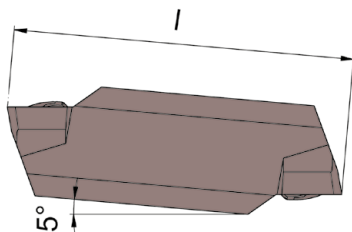
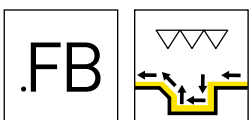
D

Nuance
Leghe

▲ en stock
a stock

Δ 4 semaines
4 settimane

N° de commande Codice prodotto	w	r	l	HIS	AS45
S209.0200.1A2	2	0,2	9	20920	▲
S209.0250.1A2	2,5	0,2	10	20925	Δ
S209.0300.1A2	3	0,2	10	20930	▲
					P ●
					M ●
					K ●
					N o
					S ●
					H -



Nuance
Leghe

▲ en stock
a stock

Δ 4 semaines
4 settimane

N° de commande Codice prodotto	w	r	l	HIS	EG35
S209.FB20.02	2	0,2	9	20920	▲

P	●
M	●
K	○
N	-
S	-
H	-

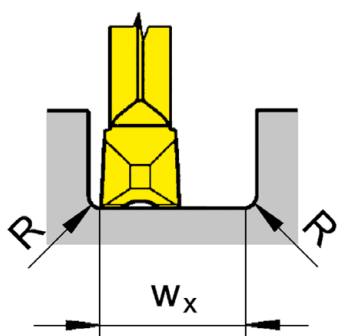
Calcul de la plus petite largeur de gorge w_x
Calcolo della larghezza di gola w_x più basso possibile

Exemple S209.FB20.02
Esempio


$$w_x = 2 \times \text{Largeur de gorge} / \text{Larghezza della gola } w - 2 \times \text{Rayon d'angles plaque} / \text{Spigolo raggiato inserto } r$$

$$w_x = 2 \times 2 \text{ mm} - 2 \times 0,2 \text{ mm}$$

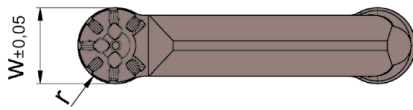
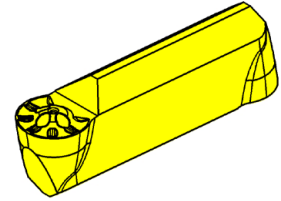
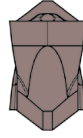
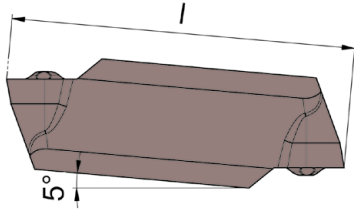
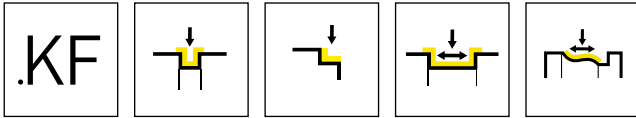
$$w_x = 3,6 \text{ mm}$$



Déroutement du processus
Percorso di lavoro



D



D

Nuance
Leghe

▲ en stock
a stock

Δ 4 semaines
4 settimane

N° de commande Codice prodotto	w	l	r	HIS	AS45
S209.0010.KF2	2	9	1	20920	▲
S209.0015.KF3	3	10	1,5	20930	▲
					P ●
					M ●
					K ●
					N ○
					S ●
					H -

216



Porte outils et plaquettes

Largeur de gorge 2 - 6 mm

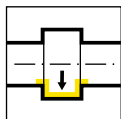
Portainserito e inserti

Larghezza della gola 2 - 6 mm

Géométries et avances
Geometrie e avanzamenti


Page/Pag.
121

Porte outils
Portainsero
B216




Page/Pag.
122

Plaquette amovible
Inserto
S216



Page/Pag.
123



Page/Pag.
124



Page/Pag.
126

Plaquette
Inserto
S216



Page/Pag.
125

E

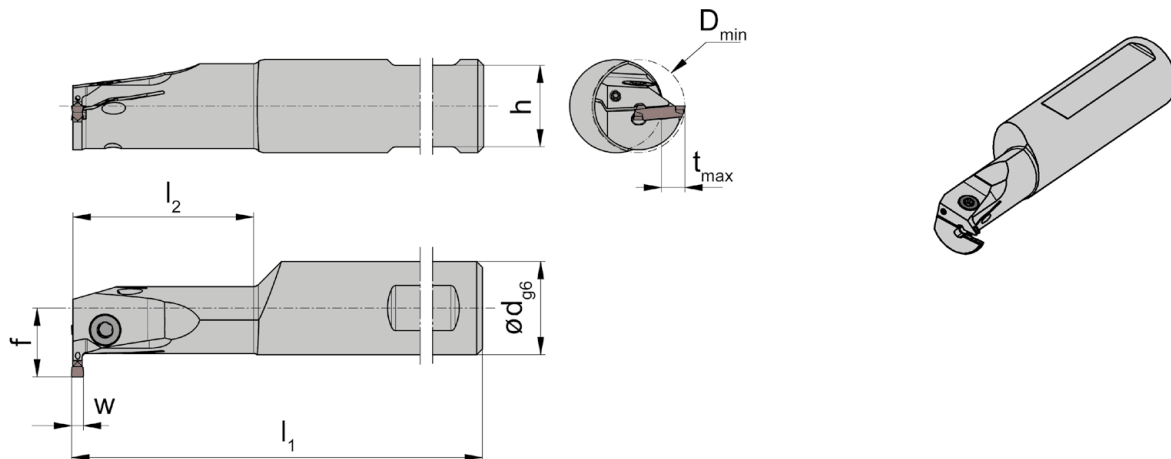
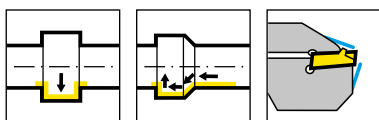
Géométries et avances

Geometrie e avanzamenti



Géométrie Geometria	Matière Materiale	Avance f [mm/trs] Avanzamento f [mm/giro]	Usinage Lavorazione						
	<table border="1"> <tr> <td>P</td> <td>M</td> <td>K</td> </tr> <tr> <td>N</td> <td>S</td> <td>H</td> </tr> </table>	P	M	K	N	S	H	<p>↓ 0,10-0,45</p> <p>↔ 0,15-0,60</p>	
P	M	K							
N	S	H							
	<table border="1"> <tr> <td>P</td> <td>M</td> <td>K</td> </tr> <tr> <td>N</td> <td>S</td> <td>H</td> </tr> </table>	P	M	K	N	S	H	<p>↓ 0,03-0,12</p>	
P	M	K							
N	S	H							
	<table border="1"> <tr> <td>P</td> <td>M</td> <td>K</td> </tr> <tr> <td>N</td> <td>S</td> <td>H</td> </tr> </table>	P	M	K	N	S	H	<p>↓ 0,10-0,45</p> <p>↔ 0,05-0,25</p>	
P	M	K							
N	S	H							
	<table border="1"> <tr> <td>P</td> <td>M</td> <td>K</td> </tr> <tr> <td>N</td> <td>S</td> <td>H</td> </tr> </table>	P	M	K	N	S	H	<p>↓ 0,02-0,10</p> <p>↔ 0,0015-0,07</p>	
P	M	K							
N	S	H							





R = version à droite représentée
R = versione destra come in figura

L = version à gauche
L = versione sinistra a specchio

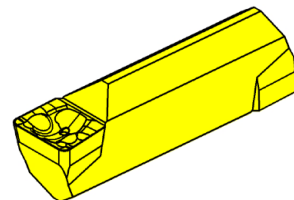
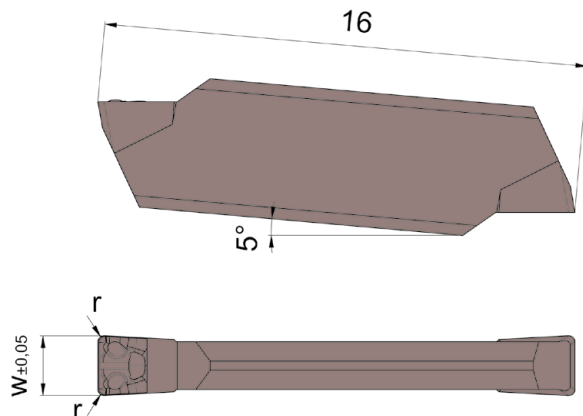
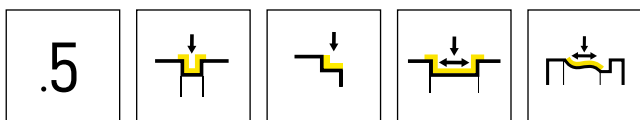
N° de commande Codice prodotto	d	l ₁	l ₂	h	f	t _{max}	D _{min}	HWS
RB216.0020.1.22.IK	20	110	30	18	16,3	6	20	21620
RB216.0020.1.225.IK	20	110	30	18	16,3	6	20	21625
RB216.0020.1.23.IK	20	110	30	18	16,3	6	20	21630
RB216.0020.1.24.IK	20	110	30	18	16,3	6	20	21640
RB216.0025.2.22.IK	25	150	50	23	20,3	7,5	25	21620
RB216.0025.2.225.IK	25	150	50	23	20,3	7,5	25	21625
RB216.0025.2.23.IK	25	150	50	23	20,3	7,5	25	21630
RB216.0025.2.24.IK	25	150	50	23	20,3	7,5	25	21640
RB216.0025.23.1.22.IK	25	150	30	23	19,8	7	23	21620
RB216.0025.23.1.23.IK	25	150	30	23	19,8	7	23	21630
RB216.0025.23.1.24.IK	25	150	30	23	19,8	7	23	21640
RB216.0025.23.1.25.IK	25	150	30	23	19,8	7	23	21650
LB216.0020.1.22.IK	20	110	30	18	16,3	6	20	21620
LB216.0020.1.225.IK	20	110	30	18	16,3	6	20	21625
LB216.0020.1.23.IK	20	110	30	18	16,3	6	20	21630
LB216.0020.1.24.IK	20	110	30	18	16,3	6	20	21640
LB216.0025.2.22.IK	25	150	50	23	20,3	7,5	25	21620
LB216.0025.2.225.IK	25	150	50	23	20,3	7,5	25	21625
LB216.0025.2.23.IK	25	150	50	23	20,3	7,5	25	21630
LB216.0025.2.24.IK	25	150	50	23	20,3	7,5	25	21640
LB216.0025.23.1.22.IK	25	150	30	23	19,8	7	23	21620
LB216.0025.23.1.23.IK	25	150	30	23	19,8	7	23	21630
LB216.0025.23.1.24.IK	25	150	30	23	19,8	7	23	21640
LB216.0025.23.1.25.IK	25	150	30	23	19,8	7	23	21650
LB216.0025.23.1.26.IK	25	150	30	23	19,8	7	23	21660

w voir plaquettes amovibles
w vd. inserti

Pièces Détachées

Ricambi

Porte outils Portainsero	Vis de serrage Vite di serraggio	Tournevis TORX PLUS® Cacciavite TORX PLUS®
R/LB216.0020.1....	3.5.12T10EP	T10PL
R/LB216.0025....	5.13T20EP	T20PQ
LB216.0025.23.1.26.IK	5.13T20EP	T20PQ

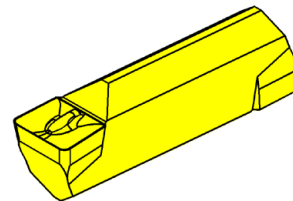
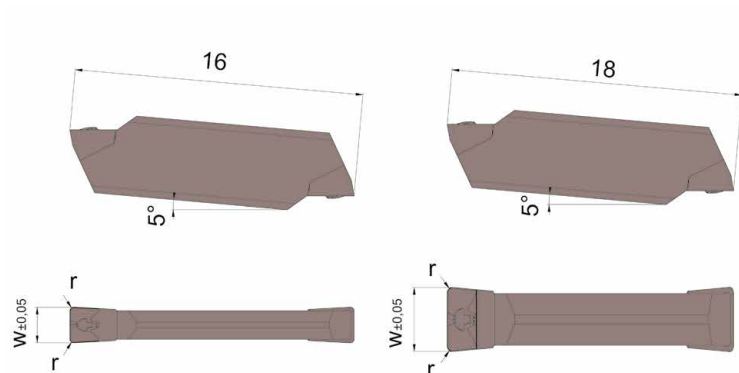
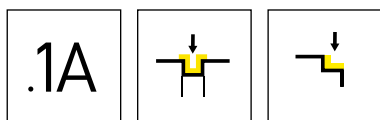


Nuance
Leghe

▲ en stock
a stock

Δ 4 semaines
4 settimane

N° de commande Codice prodotto	w	r	HIS	AS45
S216.0200.52	2	0,2	21620	▲
S216.0250.52	2,5	0,2	21625	▲
S216.0300.52	3	0,2	21630	▲
S216.0400.52	4	0,2	21640	▲
S216.0500.54	5	0,4	21650	Δ
S216.0600.54	6	0,4	21660	Δ
				P ●
				M ●
				K ●
				N ○
				S ●
				H -



E

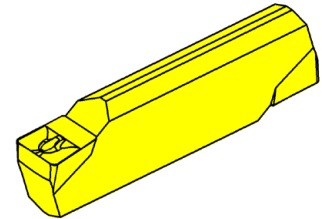
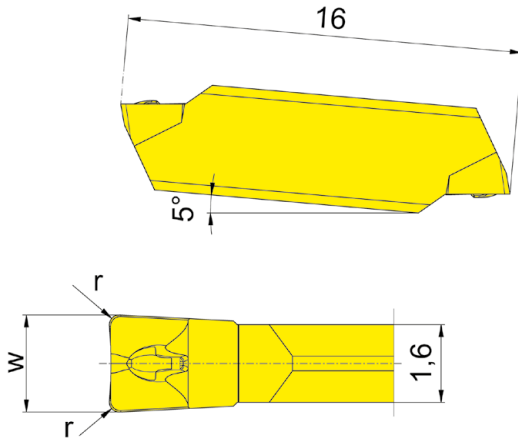
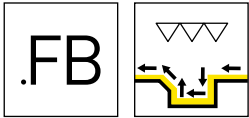
Largeur de gorge 2 - 4 mm
Larghezza della gola 2 - 4 mm

Largeur 5 - 6 mm
Larghezza 5 - 6 mm

▲ en stock
a stock

Nuance
Leghe
Δ 4 semaines
4 settimane

N° de commande Codice prodotto	w	r	HIS	AS45
S216.0200.1A2	2	0,2	21620	▲
S216.0250.1A2	2,5	0,2	21625	Δ
S216.0300.1A2	3	0,2	21630	▲
S216.0400.1A2	4	0,2	21640	▲
S216.0500.1A4	5	0,4	21650	Δ
				P ●
				M ●
				K ●
				N ○
				S ●
				H -



Nuance
Leghe

▲ en stock
a stock

Δ 4 semaines
4 settimane

N° de commande Codice prodotto	w	r	HIS	EG35
S216.FB20.02	2	0,2	21620	▲

P	●
M	●
K	○
N	-
S	-
H	-

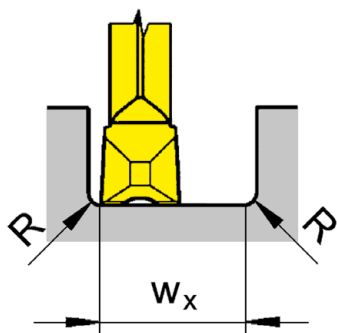
Calcul de la plus petite largeur de gorge w_x
Calcolo della larghezza di gola w_x più basso possibile

Exemple S216.FB20.02
Esempio


$$w_x = 2 \times \text{Largueur de gorge} / \text{Larghezza della gola } w - 2 \times \text{Rayon d'angles plaque} / \text{Spigolo raggiato inserto } r$$

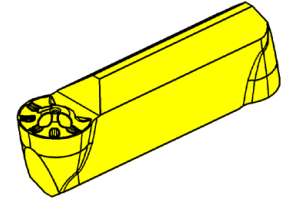
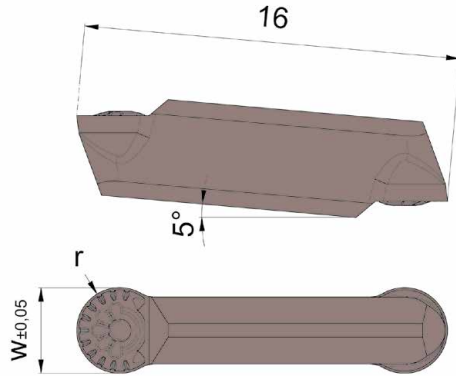
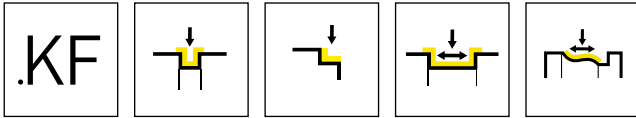
$$w_x = 2 \times 2 \text{ mm} - 2 \times 0,2 \text{ mm}$$

$$w_x = 3,6 \text{ mm}$$



Déroulement du processus
Percorso di lavoro





E

Nuance
Leghe

▲ en stock
a stock

Δ 4 semaines
4 settimane

N° de commande Codice prodotto	w	r	HIS	AS45
S216.0010.KF2	2	1	21620	▲
S216.0015.KF3	3	1,5	21630	▲
S216.0020.KF4	4	2	21640	▲
				P ●
				M ●
				K ●
				N o
				S ●
				H -

217



Porte outils et plaquettes

Largeur de gorge 0,5 - 5,3 mm

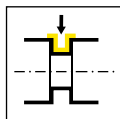
Portainserito e inserti

Larghezza della gola 0,5 - 5,3 mm

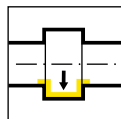
Géométries et avances
Geometrie e avanzamenti

Page/Pag.
129

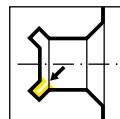
Porte outils
Portainsero
240/248/230/250
233/253/234/254/235
255/245



Page/Pag.
130-132




Page/Pag.
133-136

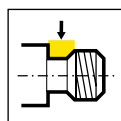


Page/Pag.
137

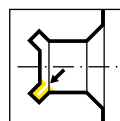
Plaquette amovible
Inserto
217



Page/Pag.
138-139



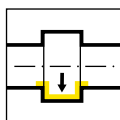
Page/Pag.
140



Page/Pag.
141-142

F

Cartouche
Cartuccia
232



Page/Pag.
143

Dimensions de
logement
Dimensione della sede

Page/Pag.
144

Géométries et avances

Geometrie e avanzamenti

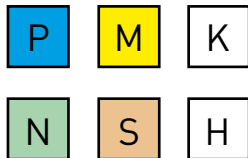


Géométrie
Geometria


Matière
Materiale

Avance f [mm/trs]
Avanzamento f [mm/giro]

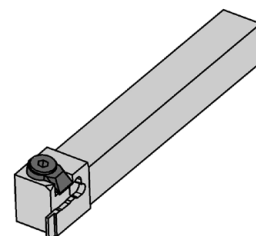
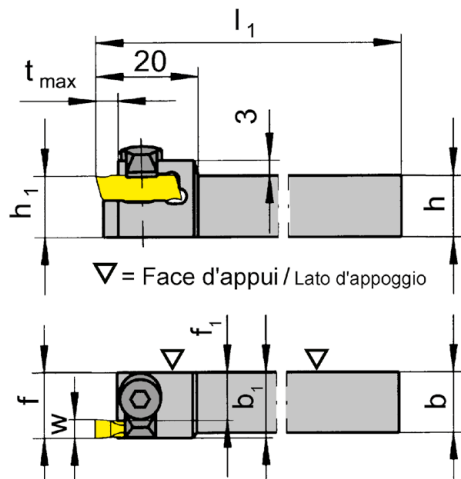
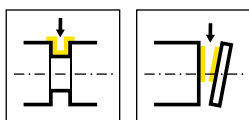
Usinage
Lavorazione



0,02-0,12



F



R = version à droite représentée
R = versione destra come in figura

L = version à gauche
L = versione sinistra a specchio

F

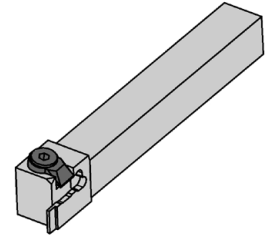
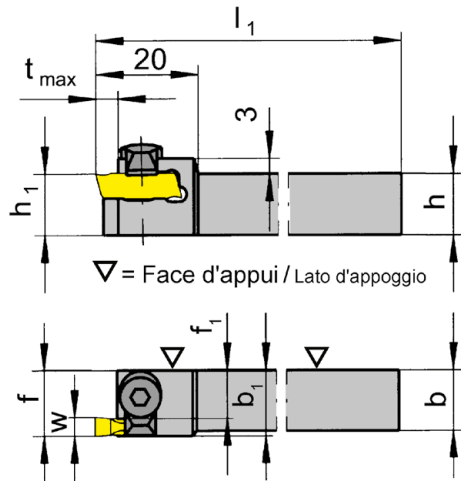
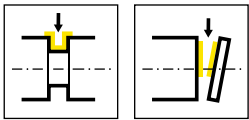
N° de commande Codice prodotto	h	b	l ₁	h ₁	b ₁	f ₁	f	t _{max}	HWS
R240.1010.01	10	10	80	10	13	11,5	f ₁ +w-a ₁	4	21701
R240.1212.01	12	12	100	12	13	11,5	f ₁ +w-a ₁	4	21701
R240.1414.01	14	14	100	14	14	12,5	f ₁ +w-a ₁	4	21701
R240.1616.01	16	16	125	16	16	14,5	f ₁ +w-a ₁	4	21701
R240.2020.01	20	20	125	20	20	18,5	f ₁ +w-a ₁	4	21701
R240.1010.02	10	10	80	10	13	10,5	f ₁ +w-a ₁	4	21702
R240.1212.02	12	12	100	12	13	10,5	f ₁ +w-a ₁	4	21702
R240.1414.02	14	14	100	14	14	11,5	f ₁ +w-a ₁	4	21702
R240.1616.02	16	16	125	16	16	13,5	f ₁ +w-a ₁	4	21702
R240.2020.02	20	20	125	20	20	17,5	f ₁ +w-a ₁	4	21702
L240.1010.01	10	10	80	10	13	11,5	f ₁ +w-a ₁	4	21701
L240.1212.01	12	12	100	12	13	11,5	f ₁ +w-a ₁	4	21701
L240.1414.01	14	14	100	14	14	12,5	f ₁ +w-a ₁	4	21701
L240.1616.01	16	16	125	16	16	14,5	f ₁ +w-a ₁	4	21701
L240.2020.01	20	20	125	20	20	18,5	f ₁ +w-a ₁	4	21701
L240.1010.02	10	10	80	10	13	10,5	f ₁ +w-a ₁	4	21702
L240.1212.02	12	12	100	12	13	10,5	f ₁ +w-a ₁	4	21702
L240.1414.02	14	14	100	14	14	11,5	f ₁ +w-a ₁	4	21702
L240.1616.02	16	16	125	16	16	13,5	f ₁ +w-a ₁	4	21702
L240.2020.02	20	20	125	20	20	17,5	f ₁ +w-a ₁	4	21702

w, a1 voir plaquettes amovibles
w, a1 vd. inserti

Pièces Détachées

Ricambi

Porte outils Portainsero	Bride Staffa
R/L240...	8.3



R = version à droite représentée
R = versione destra come in figura

L = version à gauche
L = versione sinistra a specchio

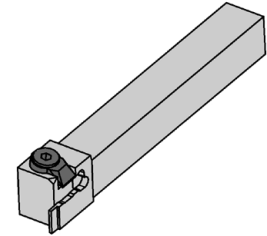
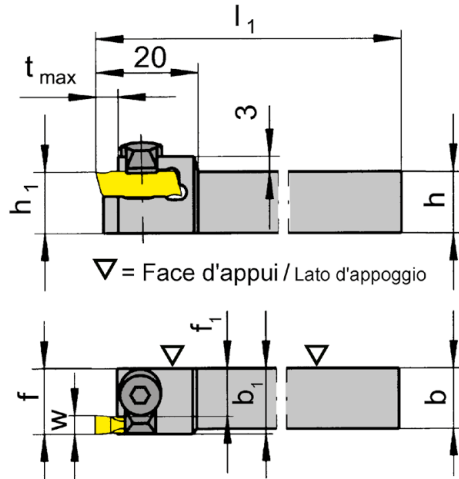
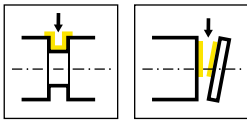
N° de commande Codice prodotto	h	b	l ₁	h ₁	b ₁	f ₁	f	t _{max}	HWS
R240.1010.03	10	10	80	10	13	9,5	f ₁ +w-a ₁	4	21703
R240.1212.03	12	12	100	12	13	9,5	f ₁ +w-a ₁	4	21703
R240.1414.03	14	14	100	14	14	10,5	f ₁ +w-a ₁	4	21703
R240.1616.03	16	16	125	16	16	12,5	f ₁ +w-a ₁	4	21703
R240.2020.03	20	20	125	20	20	16,5	f ₁ +w-a ₁	4	21703
R240.1010.04	10	10	80	10	15	9,8	f ₁ +w-a ₁	4	21704
R240.1212.04	12	12	100	12	15	9,8	f ₁ +w-a ₁	4	21704
R240.1414.04	14	14	100	14	15	9,8	f ₁ +w-a ₁	4	21704
R240.1616.04	16	16	125	16	16	10,8	f ₁ +w-a ₁	4	21704
R240.2020.04	20	20	125	20	20	14,8	f ₁ +w-a ₁	4	21704
L240.1010.03	10	10	80	10	13	9,5	f ₁ +w-a ₁	4	21703
L240.1212.03	12	12	100	12	13	9,5	f ₁ +w-a ₁	4	21703
L240.1414.03	14	14	100	14	14	10,5	f ₁ +w-a ₁	4	21703
L240.1616.03	16	16	125	16	16	12,5	f ₁ +w-a ₁	4	21703
L240.2020.03	20	20	125	20	20	16,5	f ₁ +w-a ₁	4	21703
L240.1010.04	10	10	80	10	15	9,8	f ₁ +w-a ₁	4	21704
L240.1212.04	12	12	100	12	15	9,8	f ₁ +w-a ₁	4	21704
L240.1414.04	14	14	100	14	15	9,8	f ₁ +w-a ₁	4	21704
L240.2020.04	20	20	125	20	20	14,8	f ₁ +w-a ₁	4	21704

w, a1 voir plaquettes amovibles
w, a1 vd. inserti

Pièces Détachées

Ricambi

Porte outils Portainsero	Bride Staffa
R/L240...03	8.3
R/L240...04	8.4



R = version à droite représentée
R = versione destra come in figura

L = version à gauche
L = versione sinistra a specchio

F

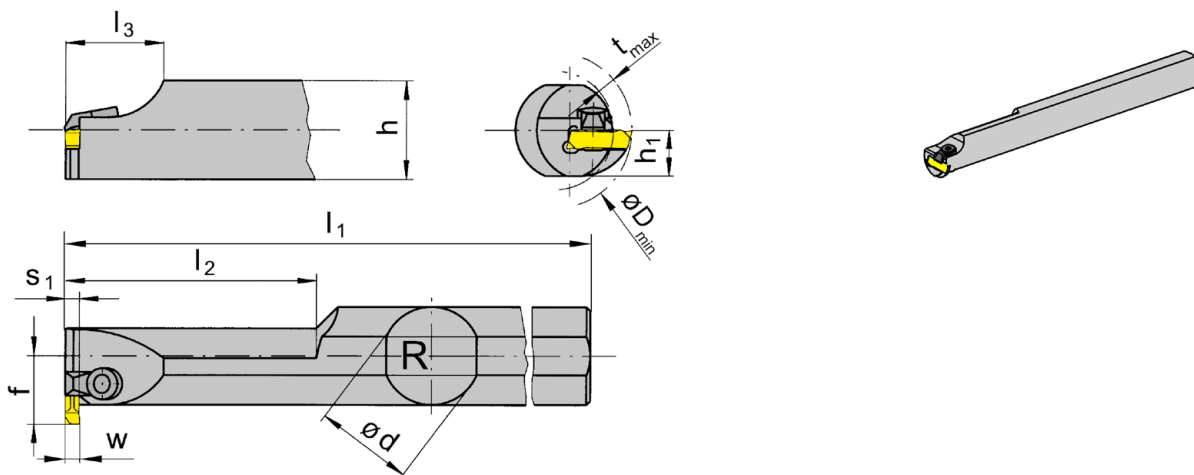
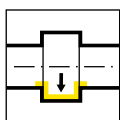
N° de commande Codice prodotto	h	b	l ₁	h ₁	b ₁	f ₁	f	t _{max}	HWS
R248.1212.01	12	12	95	12	13	1,5	f ₁ +a ₁	4	21701
R248.1212.02	12	12	95	12	13	2,5	-	4	21702
L248.1212.01	12	12	95	12	13	1,5	f ₁ +a ₁	4	21701
L248.1212.02	12	12	95	12	13	2,5	f ₁ +a ₁	4	21702

w, a1 voir plaquettes amovibles
w, a1 vd. inserti

Pièces Détachées

Ricambi

Porte outils Portainserto	Bride Staffa
R/L248...	8.3



R = version à droite représentée
R = versione destra come in figura

L = version à gauche
L = versione sinistra a specchio

F

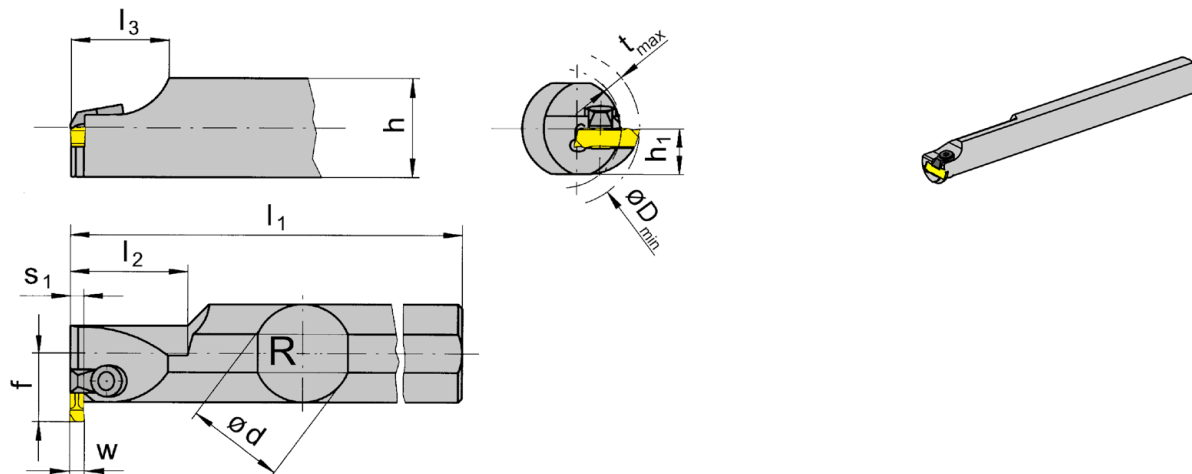
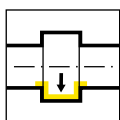
N° de commande Codice prodotto	d	l ₁	l ₂	l ₃	h	s ₁	h ₁	f	t _{max}	D _{min}	HWS
R230.0020.01	20	180	60	18	18	1,5	9	13,3	2	20	21701
R250.0025.01	25	250	80	25	23	1,5	11,5	17,5	4,7	25	21701
R250.0032.01	32	250	80	25	30	1,5	15	21	4,7	32	21701
R230.0020.02	20	180	60	18	18	2,5	9	13,3	2	20	21702
R250.0025.02	25	250	80	25	23	2,5	11,5	17,5	4,7	25	21702
R250.0032.02	32	250	80	25	30	2,5	15	21	4,7	32	21702
R230.0020.03	20	180	60	18	18	3,5	9	13,3	2	20	21703
R250.0025.03	25	250	80	25	23	3,5	11,5	17,5	4,7	25	21703
R250.0032.03	32	250	80	25	30	3,5	15	21	4,7	32	21703
R230.0020.04	20	180	60	18	18	5,2	9	13,3	3	20	21704
R250.0025.04	25	250	80	25	23	5,2	11,5	17,5	4,7	25	21704
L230.0020.01	20	180	60	18	18	1,5	9	13,3	2	20	21701
L250.0025.01	25	250	80	25	23	1,5	11,5	17,5	4,7	25	21701
L250.0032.01	32	250	80	25	30	1,5	15	21	4,7	32	21701
L230.0020.02	20	180	60	18	18	2,5	9	13,3	2	20	21702
L250.0025.02	25	250	80	25	23	2,5	11,5	17,5	4,7	25	21702
L250.0032.02	32	250	80	25	30	2,5	15	21	4,7	32	21702
L230.0020.03	20	180	60	18	18	3,5	9	13,3	2	20	21703
L250.0025.03	25	250	80	25	23	3,5	11,5	17,5	4,7	25	21703
L250.0032.03	32	250	80	25	30	3,5	15	21	4,7	32	21703
L230.0020.04	20	180	60	18	18	5,2	9	13,3	3	20	21704
L250.0025.04	25	250	80	25	23	5,2	11,5	17,5	4,7	25	21704
L250.0032.04	32	250	80	25	30	5,2	15	21	4,7	32	21704

w voir plaquettes amovibles
w vd. inserti

Pièces Détachées

Ricambi

Porte outils Portainsero	Bride Staffa
R/L2...01/02/03	8.3
R/L2...04	8.4



R = version à droite représentée
R = versione destra come in figura

L = version à gauche
L = versione sinistra a specchio

F

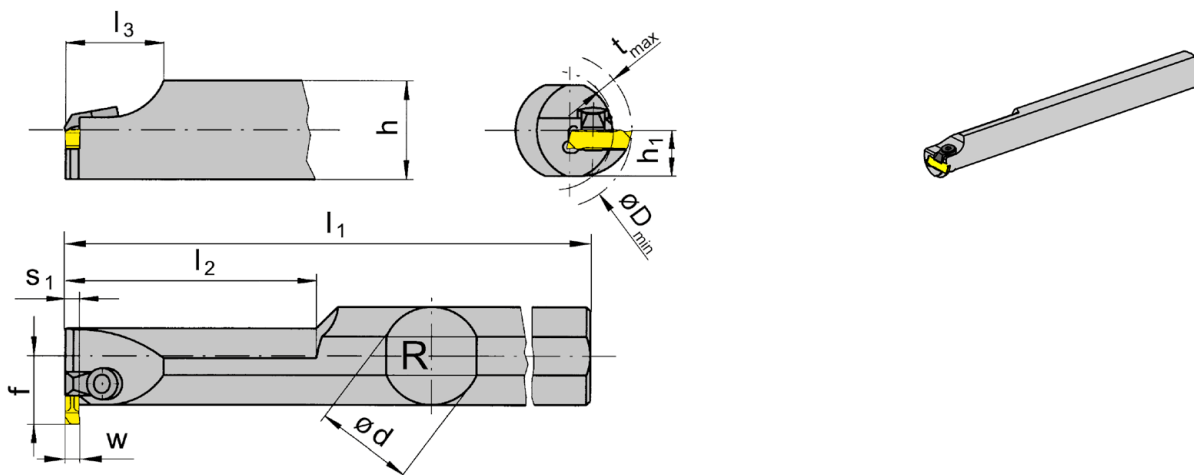
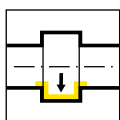
N° de commande Codice prodotto	d	l ₁	l ₂	l ₃	h	s ₁	h ₁	f	t _{max}	D _{min}	HWS
R233.0020.01	20	130	25	18	18	1,5	9	13,3	2	20	21701
R253.0025.01	25	150	30	25	23	1,5	11,5	17,5	4,7	25	21701
R253.0032.01	32	150	30	25	30	1,5	15	21	4,7	32	21701
R233.0020.02	20	130	25	18	18	2,5	9	13,3	2	20	21702
R253.0025.02	25	150	30	25	23	2,5	11,5	17,5	4,7	25	21702
R253.0032.02	32	150	30	25	30	2,5	15	21	4,7	32	21702
R233.0020.03	20	130	25	18	18	3,5	9	13,3	2	20	21703
R253.0025.03	25	150	30	25	23	3,5	11,5	17,5	4,7	25	21703
R253.0032.03	32	150	30	25	30	3,5	15	21	4,7	32	21703
R233.0020.04	20	130	25	18	18	5,2	9	13,3	3	20	21704
R253.0025.04	25	150	30	25	23	5,2	11,5	17,5	4,7	25	21704
R253.0032.04	32	150	30	25	30	5,2	15	21	4,7	32	21704
L233.0020.01	20	130	25	18	18	1,5	9	13,3	2	20	21701
L253.0025.01	25	150	30	25	23	1,5	11,5	17,5	4,7	25	21701
L253.0032.01	32	150	30	25	30	1,5	15	21	4,7	32	21701
L233.0020.02	20	130	25	18	18	2,5	9	13,3	2	20	21702
L253.0025.02	25	150	30	25	23	2,5	11,5	17,5	4,7	25	21702
L253.0032.02	32	150	30	25	30	2,5	15	21	4,7	32	21702
L233.0020.03	20	130	25	18	18	3,5	9	13,3	2	20	21703
L253.0025.03	25	150	30	25	23	3,5	11,5	17,5	4,7	25	21703
L253.0032.03	32	150	30	25	30	3,5	15	21	4,7	32	21703
L233.0020.04	20	130	25	18	18	5,2	9	13,3	3	20	21704
L253.0025.04	25	150	30	25	23	5,2	11,5	17,5	4,7	25	21704
L253.0032.04	32	150	30	25	30	5,2	15	21	4,7	32	21704

w voir plaquettes amovibles
w vd. inserti

Pièces Détachées

Ricambi

Porte outils Portainserito	Bride Staffa
R/L2...01/02/03	8.3
R/L2...04	8.4



R = version à droite représentée
R = versione destra come in figura

L = version à gauche
L = versione sinistra a specchio

F

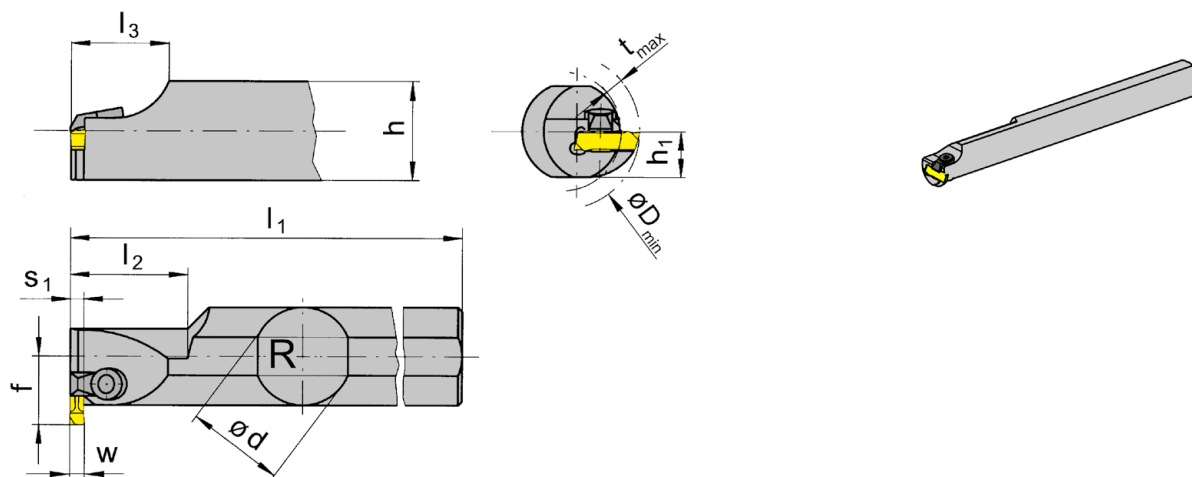
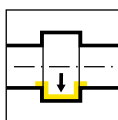
N° de commande Codice prodotto	d	l ₁	l ₂	l ₃	h	s ₁	h ₁	f	t _{max}	D _{min}	HWS
R234.0020.01	20	180	60	18	18	1,5	9	13,3	2	20	21701
R254.0025.01	25	250	80	25	23	1,5	11,5	17,5	4,7	25	21701
R254.0032.01	32	250	80	25	30	1,5	15	21	4,7	32	21701
R234.0020.02	20	180	60	18	18	2,5	9	13,3	2	20	21702
R254.0025.02	25	250	80	25	23	2,5	11,5	17,5	4,7	25	21702
R254.0032.02	32	250	80	25	30	2,5	15	21	4,7	32	21702
R234.0020.03	20	180	60	18	18	3,5	9	13,3	2	20	21703
R254.0032.03	32	250	80	25	30	3,5	15	21	4,7	32	21703
R234.0020.04	20	180	60	18	18	5,2	9	13,3	3	20	21704
R254.0025.04	25	250	80	25	23	5,2	11,5	17,5	4,7	25	21704
R254.0032.04	32	250	80	25	30	5,2	15	21	4,7	32	21704
L234.0020.01	20	180	60	18	18	1,5	9	13,3	2	20	21701
L254.0025.01	25	250	80	25	23	1,5	11,5	17,5	4,7	25	21701
L254.0032.01	32	250	80	25	30	1,5	15	21	4,7	32	21701
L234.0020.02	20	180	60	18	18	2,5	9	13,3	2	20	21702
L254.0025.02	25	250	80	25	23	2,5	11,5	17,5	4,7	25	21702
L254.0032.02	32	250	80	25	30	2,5	15	21	4,7	32	21702
L234.0020.03	20	180	60	18	18	3,5	9	13,3	2	20	21703
L254.0025.03	25	250	80	25	23	3,5	11,5	17,5	4,7	25	21703
L254.0032.03	32	250	80	25	30	3,5	15	21	4,7	32	21703
L234.0020.04	20	180	60	18	18	5,2	9	13,3	3	20	21704
L254.0025.04	25	250	80	25	23	5,2	11,5	17,5	4,7	25	21704
L254.0032.04	32	250	80	25	30	5,2	15	21	4,7	32	21704

w voir plaquettes amovibles
w vd. inserti

Pièces Détachées

Ricambi

Porte outils Portainsero	Bride Staffa
R/L2...01/02/03	8.3
R/L2...04	8.4



R = version à droite représentée
R = versione destra come in figura

L = version à gauche
L = versione sinistra a specchio

F

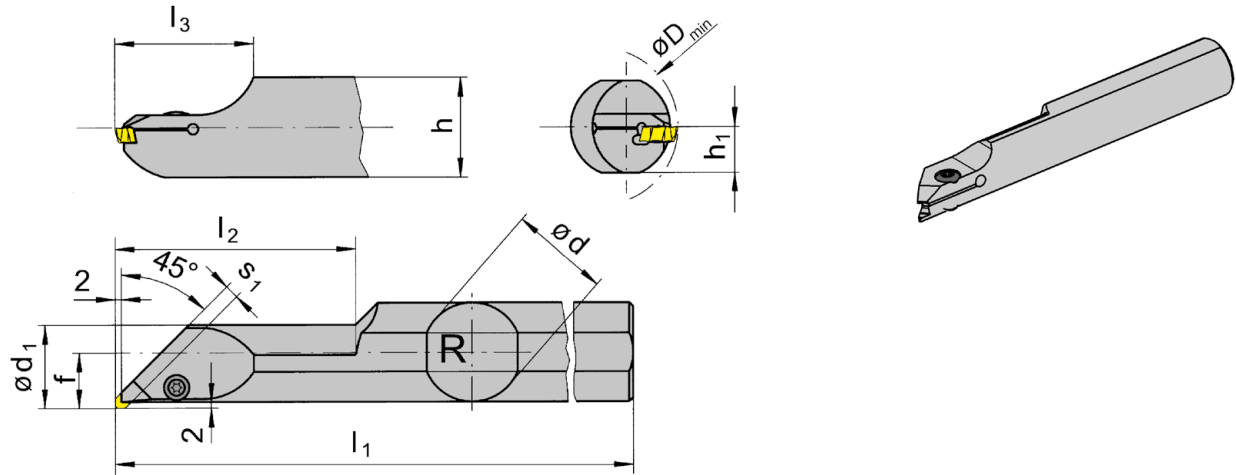
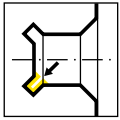
N° de commande Codice prodotto	d	l ₁	l ₂	l ₃	h	s ₁	h ₁	f	t _{max}	D _{min}	HWS
R235.0020.01	20	130	25	18	18	1,5	9	13,3	2	20	21701
R255.0025.01	25	150	30	25	23	1,5	11,5	17,5	4,7	25	21701
R255.0032.01	32	150	30	25	30	1,5	15	21	4,7	32	21701
R235.0020.02	20	130	25	18	18	2,5	9	13,3	2	20	21702
R255.0025.02	25	150	30	25	23	2,5	11,5	17,5	4,7	25	21702
R255.0032.02	32	150	30	25	30	2,5	15	21	4,7	32	21702
R235.0020.03	20	130	25	18	18	3,5	9	13,3	2	20	21703
R255.0025.03	25	150	30	25	23	3,5	11,5	17,5	4,7	25	21703
R255.0032.03	32	150	30	25	30	3,5	15	21	4,7	32	21703
R235.0020.04	20	130	25	18	18	5,2	9	13,3	3	20	21704
R255.0025.04	25	150	30	25	23	5,2	11,5	17,5	4,7	25	21704
R255.0032.04	32	150	30	25	30	5,2	15	21	4,7	32	21704
L235.0020.01	20	130	25	18	18	1,5	9	13,3	2	20	21701
L255.0025.01	25	150	30	25	23	1,5	11,5	17,5	4,7	25	21701
L255.0032.01	32	150	30	25	30	1,5	15	21	4,7	32	21701
L235.0020.02	20	130	25	18	18	2,5	9	13,3	2	20	21702
L255.0025.02	25	150	30	25	23	2,5	11,5	17,5	4,7	25	21702
L255.0032.02	32	150	30	25	30	2,5	15	21	4,7	32	21702
L235.0020.03	20	130	25	18	18	3,5	9	13,3	2	20	21703
L255.0025.03	25	150	30	25	23	3,5	11,5	17,5	4,7	25	21703
L255.0032.03	32	150	30	25	30	3,5	15	21	4,7	32	21703
L235.0020.04	20	130	25	18	18	5,2	9	13,3	3	20	21704
L255.0025.04	25	150	30	25	23	5,2	11,5	17,5	4,7	25	21704
L255.0032.04	32	150	30	25	30	5,2	15	21	4,7	32	21704

w voir plaquettes amovibles
w vd. inserti

Pièces Détachées

Ricambi

Porte outils Portainserito	Bride Staffa
R/L2...01/02/03	8.3
R/L2...04	8.4



R = version à droite représentée
R = versione destra come in figura

L = version à gauche
L = versione sinistra a specchio

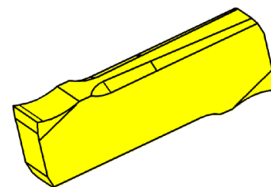
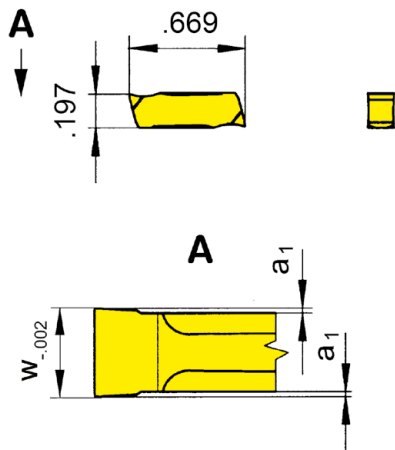

N° de commande Codice prodotto	d	l ₂	h	l ₁	h ₁	f	D _{min}	d ₁	s ₁	l ₃	HWS
R245.0020.02	20	60,43	18	180	9	12	20	17,2	2,5	35,6	21702
R245.0032.02	32	80	30	250	15	18	31	28,2	2,5	41,6	21702
R245.0020.03	20	60	18	180	9	12	20	17,2	3,5	35	21703
R245.0032.03	32	80,64	30	250	15	18	31	28,2	3,5	41,82	21703
R245.0020.04	20	60,99	18	180	9	12	20	17,2	5,2	36,17	21704
R245.0032.04	32	80,99	30	250	15	18	31	28,2	5,2	42,17	21704
L245.0020.02	20	60,43	18	180	9	12	20	17,2	2,5	35,6	21702
L245.0032.02	32	80	30	250	15	18	31	28,2	2,5	41,6	21702
L245.0020.03	20	60	18	180	9	12	20	17,2	3,5	35	21703
L245.0032.03	32	80,64	30	250	15	18	31	28,2	3,5	41,82	21703
L245.0020.04	20	60,99	18	180	9	12	20	17,2	5,2	36,17	21704
L245.0032.04	32	80,99	30	250	15	18	31	28,2	5,2	42,17	21704

Pièces Détachées

Ricambi

Porte outils Portainsero	Vis de serrage Vite di serraggio	Tournevis TORX PLUS® Cacciavite TORX PLUS®
R/L245...	51.27.984P	T15PQ

F



F

Nuance
Leghe

▲ en stock
a stock

Δ 4 semaines
4 settimane

N° de commande Codice prodotto	w	Nw	a ₁	HIS	K10	MG12	P20	TC92	TN32	TN35	H20
217.0050.00	0,57	0,5	0,06	21701	▲		▲		▲		
217.0060.00	0,67	0,6	0,06	21701	▲		▲		▲		
217.0070.00	0,77	0,7	0,06	21701	▲		▲		▲		
217.0080.00	0,87	0,8	0,06	21701	▲		▲		▲		
217.0090.00	0,97	0,9	0,06	21701	▲		▲		▲		
217.0100.00	1,07	1	0,06	21701	▲		▲		▲		
217.0110.00	1,24	1,1	0,1	21701	▲		▲		▲		
217.0130.00	1,44	1,3	0,1	21701	▲		▲		▲		
217.0160.00	1,74	1,6	0,1	21701	▲		▲	▲	▲	▲	
217.0185.00	1,99	1,85	0,1	21702	▲	Δ	▲	▲	▲	▲	▲
217.0215.00	2,29	2,15	0,1	21702	▲		▲	▲	▲	▲	
217.0265.00	2,79	2,65	0,1	21702	▲		▲	▲	▲	▲	
217.0315.00	3,29	3,15	0,1	21703	▲		▲	▲	▲	▲	
217.0415.00	4,29	4,15	0,1	21704	▲		▲	▲	▲	▲	
217.0515.00	5,29	5,15	0,1	21704	▲		▲	▲	▲	▲	
					P	●	○	●	●	●	●
					M	○	-	-	-	-	○
					K	●	-	-	-	-	-
					N	●	-	-	-	-	-
					S	○	-	-	-	-	-
					H	-	-	-	-	-	-

Profondeur max. de gorge uniquement avec une largeur de coupe de ≥ 1,1 mm

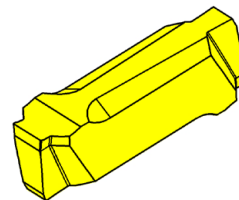
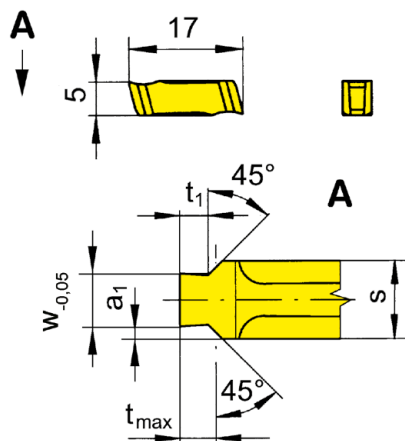
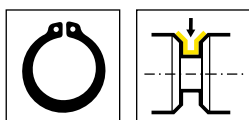
Pour les plaquettes plus petites le t_{max} est limité à 1 mm et dépendra du diamètre à usiner.

La profondità di gola max può essere raggiunta solo con larghezza di taglio 1,1 mm

Inserti più stretti hanno t_{max} = 1,0 mm o più profonda in relazione al Ø del pezzo.

w > 1,1 mm pour Barre d'alésage

w > 1,1 mm per Bareno



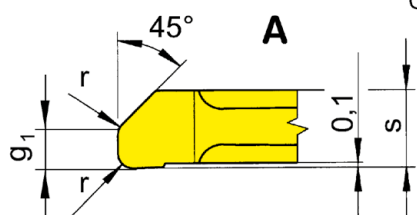
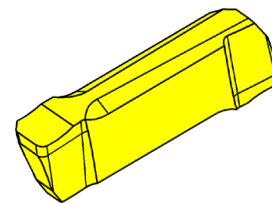
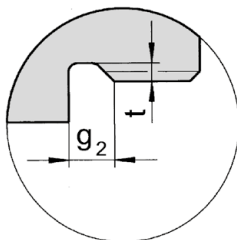
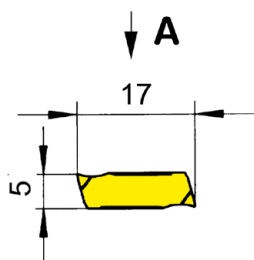
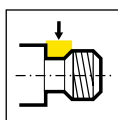
▲ en stock
a stock

Δ 4 semaines
4 settimane

Nuance
Leghe

N° de commande Codice prodotto	w	Nw	t _{max}	a ₁	s	t ₁	HIS	MG12	P20	TN32
217.1101.25	1,24	1,1	0,2	0,64	2,5	0,19	21702	Δ	Δ	
217.1102.25	1,24	1,1	0,25	0,64	2,5	0,24	21702	Δ	Δ	
217.1103.25	1,24	1,1	0,3	0,64	2,5	0,29	21702	Δ	Δ	
217.1104.25	1,24	1,1	0,35	0,64	2,5	0,33	21702	Δ	Δ	
217.1105.25	1,24	1,1	0,4	0,64	2,5	0,36	21702	Δ	Δ	
217.1306.25	1,44	1,3	0,55	0,54	2,5	0,45	21702		Δ	▲
217.1607.33	1,74	1,6	0,7	0,79	3,3	0,6	21703		Δ	▲
217.1608.33	1,74	1,6	0,85	0,79	3,3	0,75	21703	Δ	Δ	
217.1609.33	1,74	1,6	1	0,79	3,3	0,85	21703			▲
217.1810.33	1,99	1,85	1	0,67	3,3	0,85	21703	Δ	Δ	
217.1812.33	1,99	1,85	1,25	0,67	3,3	1,1	21703		Δ	▲
217.2115.43	2,29	2,15	1,5	1,02	4,3	1,35	21704			▲
217.2616.43	2,79	2,65	1,5	0,77	4,3	1,35	21704			Δ
217.2617.43	2,79	2,65	1,75	0,77	4,3	1,6	21704			▲
217.3118.53	3,29	3,15	1,75	1,02	5,3	1,6	21704			▲
217.4120.53	4,29	4,15	2	0,52	5,3	1,85	21704			▲
217.4125.53	4,29	4,15	2,5	0,52	5,3	2,35	21704	Δ	Δ	
								P	o	●
								M	-	-
								K	-	-
								N	-	-
								S	-	-
								H	-	-

F



Côtes de dégagement de filetage
Forma gola di scarico per filettatura

R = version à droite représentée
R = versione destra come in figura

L = version à gauche
L = versione sinistra a specchio

▲ en stock
a stock

Nuance
Leghe
Δ 4 semaines
4 settimane

F

N° de commande Codice prodotto	P	r	t ₁	s	g ₁	g ₂	HIS	P20
R217.1050.17	0,5	0,2	0,5	1,7	1,25	1,75	21701	Δ
R217.1060.27	0,6	0,4	0,55	2,7	1,5	2,05	21702	Δ
R217.1070.27	0,7	0,4	0,6	2,7	1,75	2,35	21702	Δ
R217.1080.27	0,8	0,4	0,7	2,7	2	2,7	21702	Δ
R217.1100.37	1	0,6	0,9	3,7	2,5	3,4	21703	▲
R217.1150.53	1,5	0,8	1,2	5,3	3,8	5	21704	Δ
L217.1050.17	0,5	0,2	0,5	1,7	1,25	1,75	21701	Δ
L217.1060.27	0,6	0,4	0,55	2,7	1,5	2,05	21702	Δ
L217.1070.27	0,7	0,4	0,6	2,7	1,75	2,35	21702	Δ
L217.1080.27	0,8	0,4	0,7	2,7	2	2,7	21702	Δ
L217.1150.53	1,5	0,8	1,2	5,3	3,8	5	21704	Δ

Usinage extér.

Utilisez des plaquettes à droite avec des porte outils à droite et des plaquettes à gauche avec des porte outils à gauche.

Lavorazione esterna:

Utilizzare inserto destro su portainserito destro e inserto sinistro su portainserito sinistro.

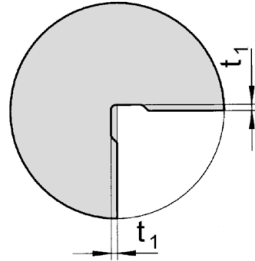
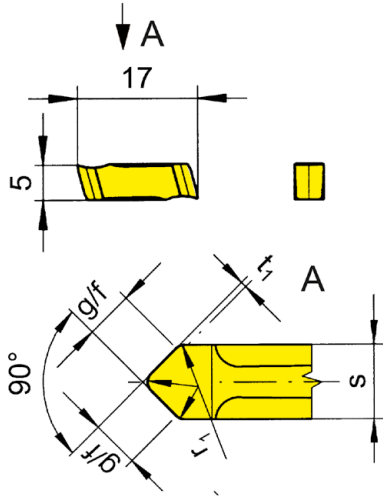
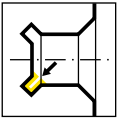
Usinage intér.

Utilisez des plaquettes à droite avec des porte outils à gauche et des plaquettes à gauche avec des porte outils à droite

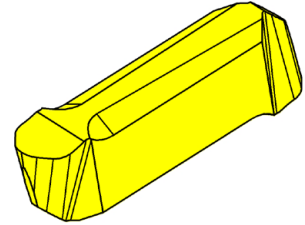
Lavorazione interna:

Utilizzare inserto destro su portainserito sinistro e inserto sinistro su portainserito destro.

P	●
M	-
K	-
N	-
S	-
H	-



Côtes de dégagement de filetage
Forma gola di scarico per filettatura



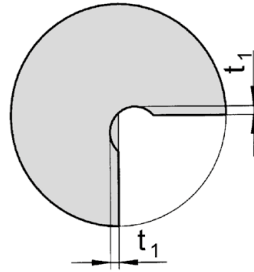
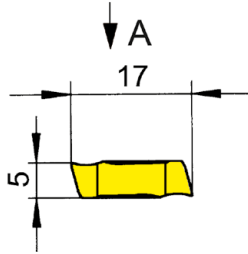
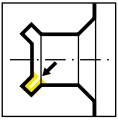
▲ en stock
a stock

Δ 4 semaines
4 settimane

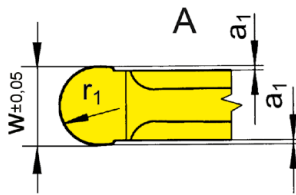
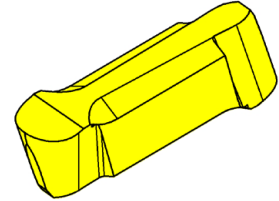
Nuance
Leghe

N° de commande Codice prodotto	r_1	D_{min}	t_1	s	g/f	HIS	P20	TN32
217.0602.24	0,6	20	0,2	2,4	1,7	21702	▲	▲
217.0603.33	0,6	23	0,3	3,3	2,3	21703	▲	
217.1002.30	1	22	0,2	3	2,1	21703	Δ	
217.1004.50	1	27	0,4	5	3,6	21704	Δ	
217.1603.50	1,6	27	0,3	5	3,6	21704	Δ	
							P	●
							M	-
							K	-
							N	-
							S	-
							H	-





Côtes de dégagement de filetage
Forma gola di scarico per filettatura



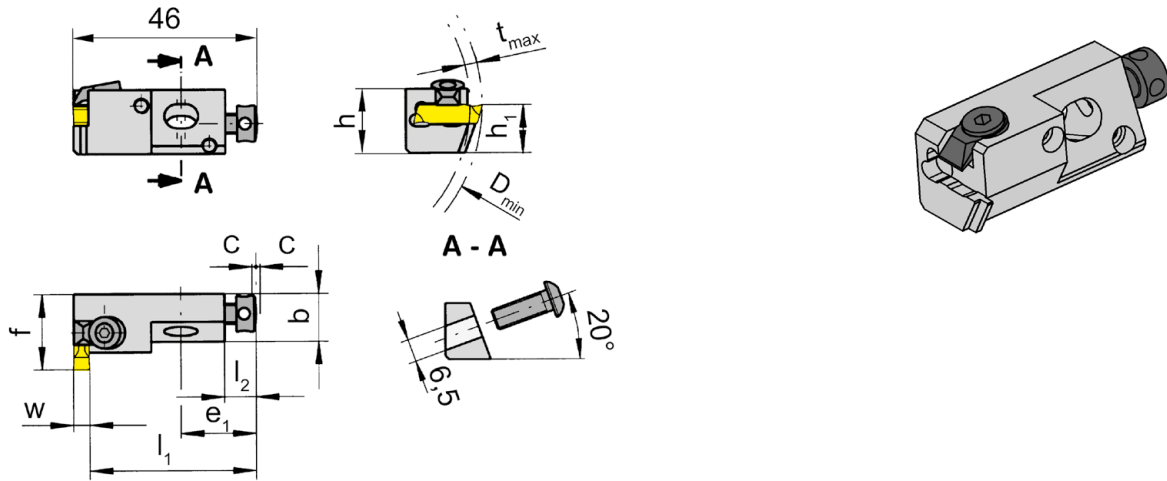
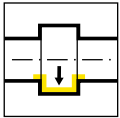
Nuance
Leghe

▲ en stock
a stock

Δ 4 semaines
4 settimane

F

N° de commande Codice prodotto	w	a ₁	D _{min}	t ₁	r ₁	HIS	Nuance Leghe						
							K10	P20	TC92	TF45	TI25	TN32	TN35
217.0010.20	2	0,1	20	0,75	1	21702	▲	▲	Δ	Δ	Δ	▲	▲
217.0015.30	3	0,1	20	1	1,5	21703	Δ	▲				▲	▲
217.0020.40	4	0,1	20	1,25	2	21704		▲					▲
217.0025.50	5	0,1	20	1,5	2,5	21704	▲	▲					
P	●	●	●	●	●	●	●	●	●	●	●	●	●
M	○	-	-	●	●	●	●	●	●	●	●	●	●
K	●	-	-	●	●	●	●	●	●	●	●	●	●
N	●	-	-	●	●	●	●	●	●	●	●	●	●
S	○	-	-	●	●	●	●	●	●	●	●	●	●
H	-	-	-	-	-	-	-	-	-	-	-	-	-



R = version à droite représentée
R = versione destra come in figura

L = version à gauche
L = versione sinistra a specchio

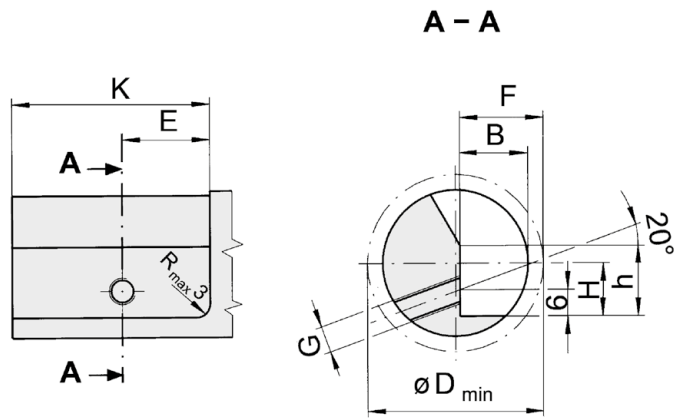
N° de commande Codice prodotto	h	b	h ₁	f	l ₁	E ₁	l ₂	C	D _{min}	t _{max}	HWS
R232.1212.01	16	12	12	19	44,4	19	8	1	40	3	21701
R232.1212.03	16	12	12	19	42,4	19	8	1	40	3	21703
R232.1212.04	16	12	12	19	40,7	19	8	1	40	3	21704

Dimensions de logement voir pages suivantes
Per dimensioni sedi vedere pagine successive

Pièces Détachées
Ricambi

Cartouche Cartuccia	Vis de serrage Vite di serraggio	Vis Vite	Bride Staffa
R232.1212....	4.08.913	6.20.232	8.3
R232.1212.04	4.08.913	6.20.232	8.4





F

Cartouche Cartucce	F	G	H	K	E	B	h	D _{min}	Plage de serrage Campo di serraggio
232.1212...	19	M6	12	45	20	15,5	16	40	6.20.232

224



G

Porte outils et plaquettes

Largeur de gorge 2 - 6 mm

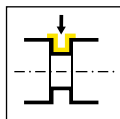
Portainserito e inserti

Larghezza della gola 2 - 6 mm

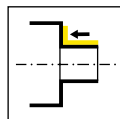
Géométries et avances
Geometrie e avanzamenti

Page/Pag.
148-152

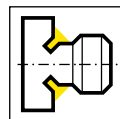
Porte outils
Portainsero
H224/B224



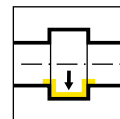
Page/Pag.
153-162,
164-171



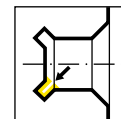
Page/Pag.
163



Page/Pag.
172

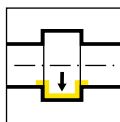


Page/Pag.
173-177



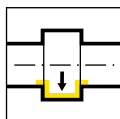
Page/Pag.
182-183

Base de support
Attacco Base
B224



Page/Pag.
178-179

Cassette
Cartuccia
BK224



Page/Pag.
180-181

Plaquette amovible
Inserto
S224

.3

Page/Pag.
184

.5

Page/Pag.
185

.A

Page/Pag.
186

.D

Page/Pag.
187

.C

Page/Pag.
188

.ZG

Page/Pag.
189

.3V

Page/Pag.
190, 206

.EN

Page/Pag.
191

.H

Page/Pag.
192

.L

Page/Pag.
193

.WA

Page/Pag.
195

.K

Page/Pag.
196

.KF

Page/Pag.
197

.NC

Page/Pag.
198

.E

Page/Pag.
199

.F

Page/Pag.
200

.FB

Page/Pag.
201

.FY

Page/Pag.
202

.WT

Page/Pag.
203

.10

Page/Pag.
204

.PT

Page/Pag.
205

Plaquette
Inserto
S124

.L

Page/Pag.
194



Géométries et avances

Geometrie e avanzamenti



Géométrie Geometria	Matière Materiale	Avance f [mm/trs] Avanzamento f [mm/giro]	Usinage Lavorazione						
	<table border="1"> <tr> <td>P</td> <td>M</td> <td>K</td> </tr> <tr> <td>N</td> <td>S</td> <td>H</td> </tr> </table>	P	M	K	N	S	H	<p>↓ 0,15-0,25</p> <p>↔ 0,15-0,40</p>	
P	M	K							
N	S	H							
	<table border="1"> <tr> <td>P</td> <td>M</td> <td>K</td> </tr> <tr> <td>N</td> <td>S</td> <td>H</td> </tr> </table>	P	M	K	N	S	H	<p>↓ 0,10-0,45</p> <p>↔ 0,15-0,60</p>	
P	M	K							
N	S	H							
	<table border="1"> <tr> <td>P</td> <td>M</td> <td>K</td> </tr> <tr> <td>N</td> <td>S</td> <td>H</td> </tr> </table>	P	M	K	N	S	H	<p>↓ 0,05-0,30</p> <p>↔ 0,10-0,30</p>	
P	M	K							
N	S	H							
	<table border="1"> <tr> <td>P</td> <td>M</td> <td>K</td> </tr> <tr> <td>N</td> <td>S</td> <td>H</td> </tr> </table>	P	M	K	N	S	H	<p>↓ 0,02-0,10</p>	
P	M	K							
N	S	H							
	<table border="1"> <tr> <td>P</td> <td>M</td> <td>K</td> </tr> <tr> <td>N</td> <td>S</td> <td>H</td> </tr> </table>	P	M	K	N	S	H	<p>↓ 0,03-0,15</p> <p>↔ 0,05-0,20</p>	
P	M	K							
N	S	H							

G

Géométries et avances

Geometrie e avanzamenti



Géométrie Geometria	Matière Materiale	Avance f [mm/trs] Avanzamento f [mm/giro]	Usinage Lavorazione						
	<table border="1"> <tr> <td>P</td> <td>M</td> <td>K</td> </tr> <tr> <td>N</td> <td>S</td> <td>H</td> </tr> </table>	P	M	K	N	S	H	<p>↓ 0,10-0,22</p> <p>↔ 0,05-0,20</p>	
P	M	K							
N	S	H							
	<table border="1"> <tr> <td>P</td> <td>M</td> <td>K</td> </tr> <tr> <td>N</td> <td>S</td> <td>H</td> </tr> </table>	P	M	K	N	S	H	<p>↓ 0,05-0,20</p>	
P	M	K							
N	S	H							
	<table border="1"> <tr> <td>P</td> <td>M</td> <td>K</td> </tr> <tr> <td>N</td> <td>S</td> <td>H</td> </tr> </table>	P	M	K	N	S	H	<p>↓ 0,10-0,45</p>	
P	M	K							
N	S	H							
	<table border="1"> <tr> <td>P</td> <td>M</td> <td>K</td> </tr> <tr> <td>N</td> <td>S</td> <td>H</td> </tr> </table>	P	M	K	N	S	H	<p>↓ 0,15-0,25</p> <p>↔ 0,10-0,25</p>	
P	M	K							
N	S	H							
	<table border="1"> <tr> <td>P</td> <td>M</td> <td>K</td> </tr> <tr> <td>N</td> <td>S</td> <td>H</td> </tr> </table>	P	M	K	N	S	H	<p>↓ 0,10-0,22</p> <p>↔ 0,05-0,20</p>	
P	M	K							
N	S	H							



Géométries et avances

Geometrie e avanzamenti



Géométrie Geometria	Matière Materiale	Avance f [mm/trs] Avanzamento f [mm/giro]	Usinage Lavorazione						
	<table border="1"> <tr> <td>P</td> <td>M</td> <td>K</td> </tr> <tr> <td>N</td> <td>S</td> <td>H</td> </tr> </table>	P	M	K	N	S	H	<p>↓ 0,07-0,25</p>	
P	M	K							
N	S	H							
	<table border="1"> <tr> <td>P</td> <td>M</td> <td>K</td> </tr> <tr> <td>N</td> <td>S</td> <td>H</td> </tr> </table>	P	M	K	N	S	H	<p>↓ 0,05-0,25</p> <p>↔ 0,05-0,25</p>	
P	M	K							
N	S	H							
	<table border="1"> <tr> <td>P</td> <td>M</td> <td>K</td> </tr> <tr> <td>N</td> <td>S</td> <td>H</td> </tr> </table>	P	M	K	N	S	H	<p>↓ 0,10-0,45</p> <p>↔ 0,05-0,25</p>	
P	M	K							
N	S	H							
	<table border="1"> <tr> <td>P</td> <td>M</td> <td>K</td> </tr> <tr> <td>N</td> <td>S</td> <td>H</td> </tr> </table>	P	M	K	N	S	H	<p>↓ 0,02-0,10</p> <p>↔ 0,02-0,15</p>	
P	M	K							
N	S	H							
	<table border="1"> <tr> <td>P</td> <td>M</td> <td>K</td> </tr> <tr> <td>N</td> <td>S</td> <td>H</td> </tr> </table>	P	M	K	N	S	H	<p>↓ 0,08-0,30</p>	
P	M	K							
N	S	H							

G

Géométries et avances

Geometrie e avanzamenti



Géométrie Geometria	Matière Materiale	Avance f [mm/trs] Avanzamento f [mm/giro]	Usinage Lavorazione						
	<table border="1"> <tr> <td>P</td> <td>M</td> <td>K</td> </tr> <tr> <td>N</td> <td>S</td> <td>H</td> </tr> </table>	P	M	K	N	S	H	<p>↓ 0,03-0,15</p>	
P	M	K							
N	S	H							
	<table border="1"> <tr> <td>P</td> <td>M</td> <td>K</td> </tr> <tr> <td>N</td> <td>S</td> <td>H</td> </tr> </table>	P	M	K	N	S	H	<p>↓ 0,02-0,10 ↔ 0,0015-0,07</p>	
P	M	K							
N	S	H							
	<table border="1"> <tr> <td>P</td> <td>M</td> <td>K</td> </tr> <tr> <td>N</td> <td>S</td> <td>H</td> </tr> </table>	P	M	K	N	S	H	<p>↓ 0,03-0,15</p>	
P	M	K							
N	S	H							
	<table border="1"> <tr> <td>P</td> <td>M</td> <td>K</td> </tr> <tr> <td>N</td> <td>S</td> <td>H</td> </tr> </table>	P	M	K	N	S	H	<p>↓ 0,06-0,08 ↔ 0,06-0,08</p>	
P	M	K							
N	S	H							
	<table border="1"> <tr> <td>P</td> <td>M</td> <td>K</td> </tr> <tr> <td>N</td> <td>S</td> <td>H</td> </tr> </table>	P	M	K	N	S	H	<p>↓ 0,05-0,15</p>	
P	M	K							
N	S	H							



Géométries et avances

Geometrie e avanzamenti

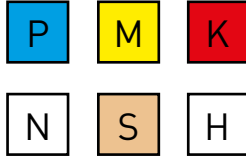


Géométrie
Geometria

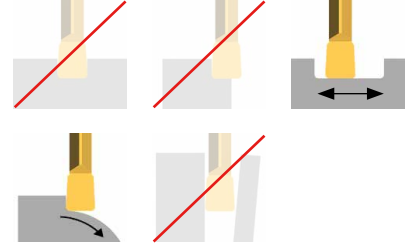
Matière
Materiale

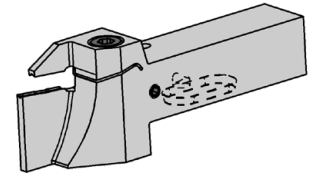
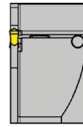
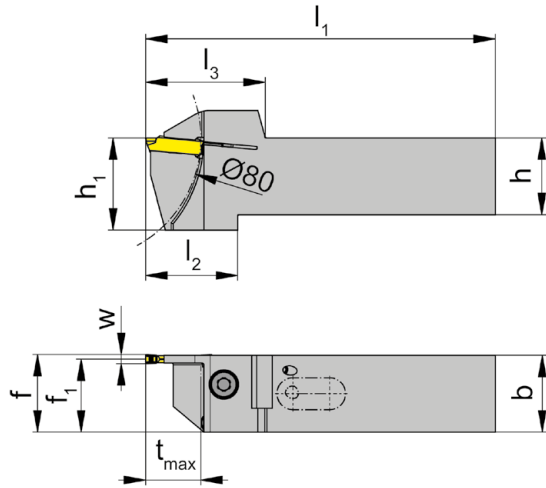
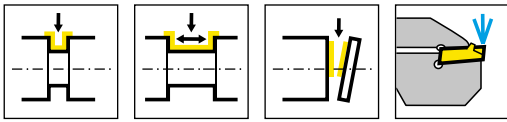
Avance f [mm/trs]
Avanzamento f [mm/giro]

Usinage
Lavorazione



↔ 0,05-0,2





L = version à gauche représentée
L = versione sinistra come in figura

R = version à droite
R = versione destra a specchio

N° de commande Codice prodotto	h	b	l ₁	l ₂	l ₃	h ₁	f ₁	f	t _{max}	HWS
RH224.1616.3.23.IK	16	16	87	33	39	25	14,75	f ₁ +w/2	18	224039
RH224.2020.3.23.IK	20	20	99	30	39	25	18,75	f ₁ +w/2	18	224039
RH224.2525.3.23.IK	25	25	114	30	39	30	23,75	f ₁ +w/2	18	224039
LH224.1616.3.23.IK	16	16	87	33	39	25	14,75	f ₁ +w/2	18	224039
LH224.2020.3.23.IK	20	20	99	30	39	25	18,75	f ₁ +w/2	18	224039
LH224.2525.3.23.IK	25	25	114	30	39	30	23,75	f ₁ +w/2	18	224039

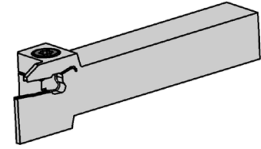
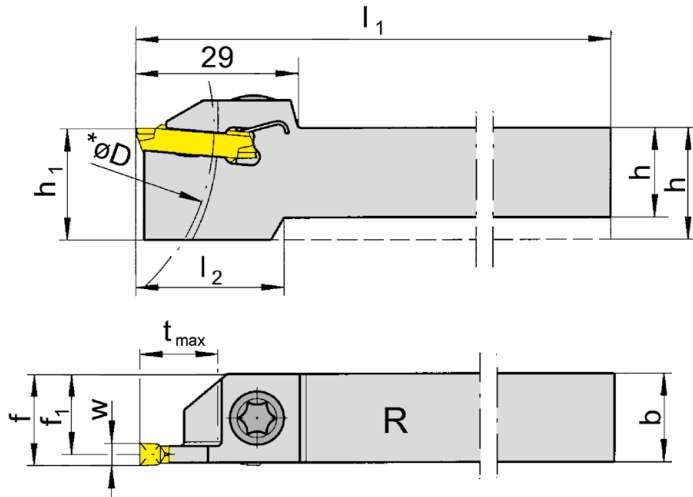
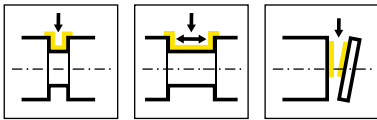
w voir plaquettes amovibles
w vd. inserti

Pièces Détachées

Ricambi

Porte outils Portainsero	Vis de serrage Vite di serraggio	Tournevis TORX PLUS® Cacciavite TORX PLUS®
R/LH224...	6.23T25P	T25PQ





R = version à droite représentée
R = versione destra come in figura

L = version à gauche
L = versione sinistra a specchio

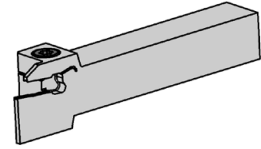
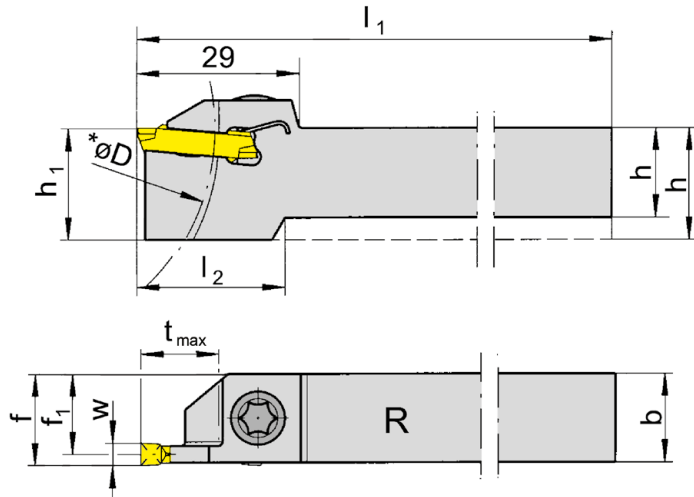
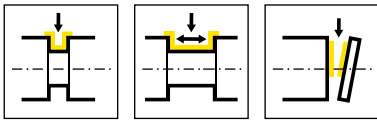
N° de commande Codice prodotto	h	b	l ₁	l ₂	h ₁	f ₁	f	t _{max}	D _{max}	HWS
RH224.1616.01	16	16	125	25	20	15,3	f ₁ +w/2	14	80	224018
RH224.2020.01	20	20	125	-	20	19,3	f ₁ +w/2	14	80	224018
RH224.2525.01	25	25	150	-	25	24,3	f ₁ +w/2	14	80	224018
RH224.1616.02	16	16	125	25	20	15,1	f ₁ +w/2	14	80	224028
RH224.2020.02	20	20	125	-	20	19,1	f ₁ +w/2	14	80	224028
RH224.2525.02	25	25	150	-	25	24,1	f ₁ +w/2	14	80	224028
RH224.1616.03	16	16	125	25	20	14,9	f ₁ +w/2	14	80	224038
RH224.2020.03	20	20	125	-	20	18,9	f ₁ +w/2	14	80	224038
RH224.2525.03	25	25	150	-	25	23,9	f ₁ +w/2	14	80	224038
LH224.1616.01	16	16	125	25	20	15,3	f ₁ +w/2	14	80	224018
LH224.2020.01	20	20	125	-	20	19,3	f ₁ +w/2	14	80	224018
LH224.2525.01	25	25	150	-	25	24,3	f ₁ +w/2	14	80	224018
LH224.1616.02	16	16	125	25	20	15,1	f ₁ +w/2	14	80	224028
LH224.2020.02	20	20	125	-	20	19,1	f ₁ +w/2	14	80	224028
LH224.2525.02	25	25	150	-	25	24,1	f ₁ +w/2	14	80	224028
LH224.1616.03	16	16	125	25	20	14,9	f ₁ +w/2	14	80	224038
LH224.2020.03	20	20	125	-	20	18,9	f ₁ +w/2	14	80	224038
LH224.2525.03	25	25	150	-	25	23,9	f ₁ +w/2	14	80	224038

w voir plaquettes amovibles
w vd. inserti

Pièces Détachées

Ricambi

Porte outils Portainsero	Vis de serrage Vite di serraggio	Tournevis TORX PLUS® Cacciavite TORX PLUS®
R/LH224...	6.23T25P	T25PQ



R = version à droite représentée
R = versione destra come in figura

L = version à gauche
L = versione sinistra a specchio

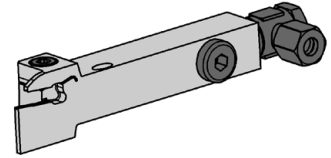
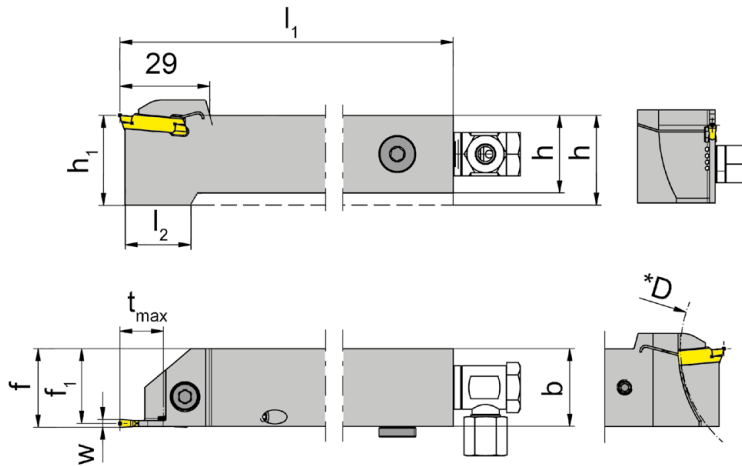
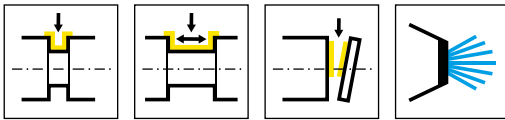
N° de commande Codice prodotto	h	b	l ₁	l ₂	h ₁	f ₁	f	t _{max}	D _{max}	HWS
RH224.1616.04	16	16	125	25	20	14,55	f ₁ +w/2	14	80	224048
RH224.2020.04	20	20	125	-	20	18,55	f ₁ +w/2	14	80	224048
RH224.2525.04	25	25	150	-	25	23,55	f ₁ +w/2	14	80	224048
RH224.1616.05	16	16	125	-	20	18,15	f ₁ +w/2	14	80	224058
RH224.2020.05	20	20	125	-	20	18,15	f ₁ +w/2	14	80	224058
RH224.2525.05	25	25	150	-	25	23,15	f ₁ +w/2	14	80	224058
RH224.2020.06	20	20	125	-	20	17,75	f ₁ +w/2	14	80	224068
RH224.2525.06	25	25	150	-	25	22,75	f ₁ +w/2	14	80	224068
LH224.1616.04	16	16	125	25	20	14,55	f ₁ +w/2	14	80	224048
LH224.2020.04	20	20	125	-	20	18,55	f ₁ +w/2	14	80	224048
LH224.2525.04	25	25	150	-	25	23,55	f ₁ +w/2	14	80	224048
LH224.1616.05	16	16	125	-	20	18,15	f ₁ +w/2	14	80	224058
LH224.2020.05	20	20	125	-	20	18,15	f ₁ +w/2	14	80	224058
LH224.2525.05	25	25	150	-	25	23,15	f ₁ +w/2	14	80	224058
LH224.2020.06	20	20	125	-	20	17,75	f ₁ +w/2	14	80	224068
LH224.2525.06	25	25	150	-	25	22,75	f ₁ +w/2	14	80	224068

w voir plaquettes amovibles
w vd. inserti

Pièces Détachées

Ricambi

Porte outils Portainsero	Vis de serrage Vite di serraggio	Tournevis TORX PLUS® Cacciavite TORX PLUS®
R/LH224...	6.23T25P	T25PQ



R = version à droite représentée
R = versione destra come in figura

L = version à gauche
L = versione sinistra a specchio

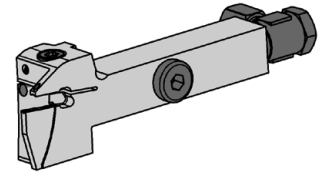
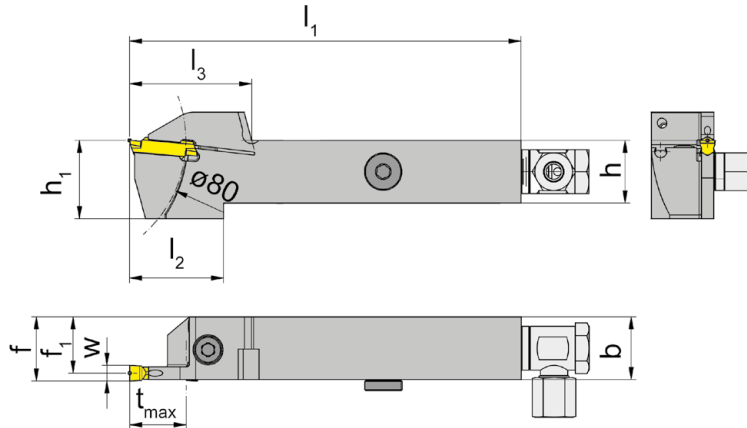
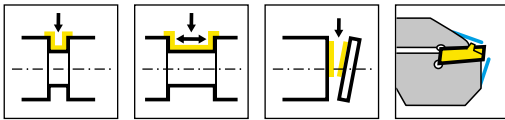
N° de commande Codice prodotto	h	b	l ₁	l ₂	h ₁	f ₁	f	t _{max}	D _{max}	HWS
RH224.1616.01.IK	16	16	125	25	20	15,3	f ₁ +w/2	14	80	224018
RH224.2020.01.IK	20	20	125	-	20	19,3	f ₁ +w/2	14	80	224018
RH224.2525.01.IK	25	25	150	-	25	24,3	f ₁ +w/2	14	80	224018
RH224.1616.02.IK	16	16	125	25	20	15,1	f ₁ +w/2	14	80	224028
RH224.2020.02.IK	20	20	125	-	20	19,1	f ₁ +w/2	14	80	224028
RH224.1616.03.IK	16	16	125	25	20	14,9	f ₁ +w/2	14	80	224038
RH224.2020.03.IK	20	20	125	-	20	18,9	f ₁ +w/2	14	80	224038
RH224.2525.03.IK	25	25	150	-	25	23,9	f ₁ +w/2	14	80	224038
LH224.1616.01.IK	16	16	125	25	20	15,3	f ₁ +w/2	14	80	224018
LH224.2020.01.IK	20	20	125	-	20	19,3	f ₁ +w/2	14	80	224018
LH224.2525.01.IK	25	25	150	-	25	24,3	f ₁ +w/2	14	80	224018
LH224.1616.02.IK	16	16	125	25	20	15,1	f ₁ +w/2	14	80	224028
LH224.2020.02.IK	20	20	125	-	20	19,1	f ₁ +w/2	14	80	224028
LH224.2525.02.IK	25	25	150	-	25	24,1	f ₁ +w/2	14	80	224028
LH224.1616.03.IK	16	16	125	25	20	14,9	f ₁ +w/2	14	80	224038
LH224.2020.03.IK	20	20	125	-	20	18,9	f ₁ +w/2	14	80	224038
LH224.2525.03.IK	25	25	150	-	25	23,9	f ₁ +w/2	14	80	224038

w voir plaquettes amovibles
w vd. inserti

Pièces Détachées

Ricambi

Porte outils Portainsero	Arrosage Lubrificazione	Vis de serrage Vite di serraggio	Tournevis TORX PLUS® Cacciavite TORX PLUS®	Vis Vite
R/LH224...	004.00.16	6.23T25P	T25PQ	004.00.26
LH224.2525.02.IK	004.00.16	6.23T25P	T25PQ	004.00.26



R = version à droite représentée
R = versione destra come in figura

L = version à gauche
L = versione sinistra a specchio

N° de commande Codice prodotto	h	b	l ₁	l ₂	l ₃	h ₁	f ₁	f	t _{max}	HWS
RH224.1616.0.03.IK	16	16	125	29	35	25	14,75	f ₁ +w/2	14	224038
RH224.2020.0.03.IK	20	20	125	26	35	25	18,75	f ₁ +w/2	14	224038
RH224.2525.0.03.IK	25	25	150	26	35	30	23,75	f ₁ +w/2	14	224038
RH224.1616.0.04.IK	16	16	125	29	35	25	14,3	f ₁ +w/2	14	224048
RH224.2020.0.04.IK	20	20	125	26	35	25	18,3	f ₁ +w/2	14	224048
RH224.1616.0.05.IK	16	16	125	29	35	25	13,95	f ₁ +w/2	14	224058
RH224.2020.0.05.IK	20	20	125	26	35	25	17,95	f ₁ +w/2	14	224058
RH224.2525.0.05.IK	25	25	150	26	35	30	22,95	f ₁ +w/2	14	224058
LH224.1616.0.03.IK	16	16	125	29	35	25	14,75	f ₁ +w/2	14	224038
LH224.2020.0.03.IK	20	20	125	26	35	25	18,75	f ₁ +w/2	14	224038
LH224.2525.0.03.IK	25	25	150	26	35	30	23,75	f ₁ +w/2	14	224038
LH224.1616.0.04.IK	16	16	125	29	35	25	14,3	f ₁ +w/2	14	224048
LH224.2020.0.04.IK	20	20	125	26	35	25	18,3	f ₁ +w/2	14	224048
LH224.1616.0.05.IK	16	16	125	29	35	25	13,95	f ₁ +w/2	14	224058
LH224.2525.0.05.IK	25	25	150	26	35	30	22,95	f ₁ +w/2	14	224058

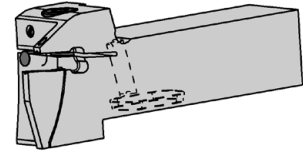
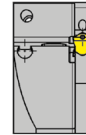
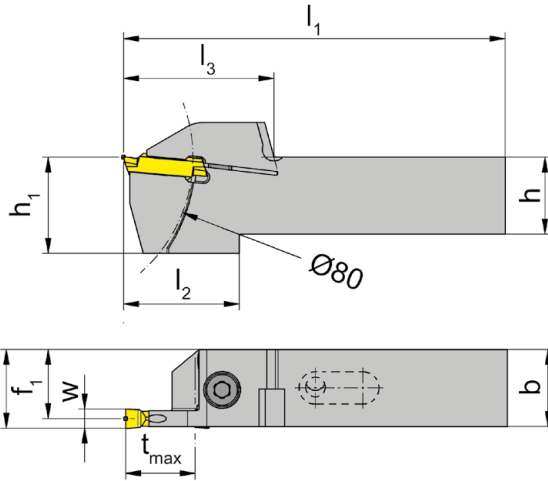
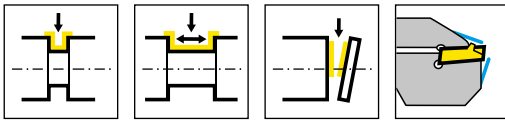
w voir plaquettes amovibles
w vd. inserti

Pièces Détachées

Ricambi

Porte outils Portainsero	Arrosage Lubrificazione	Vis de serrage Vite di serraggio	Tournevis TORX PLUS® Cacciavite TORX PLUS®	Vis Vite
R/LH224...	004.00.16	6.23T25P	T25PQ	004.00.26





R = version à droite représentée
R = versione destra come in figura

L = version à gauche
L = versione sinistra a specchio

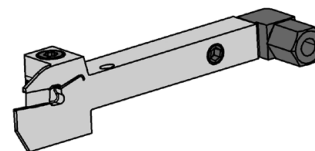
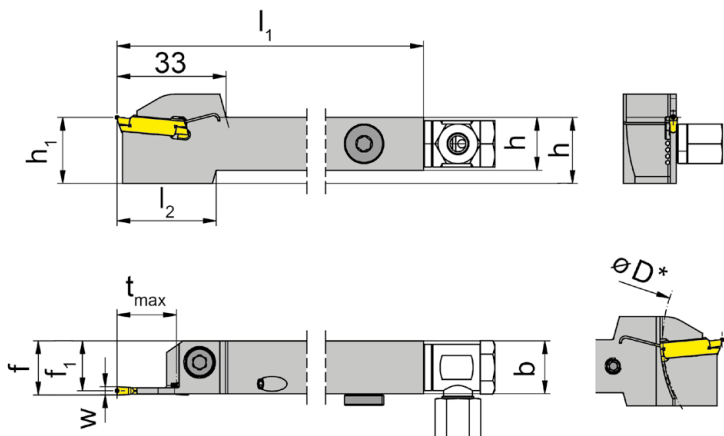
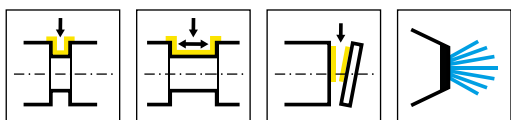
N° de commande Codice prodotto	h	b	l ₁	l ₂	l ₃	h ₁	f ₁	f	t _{max}	HWS
RH224.1616.2.03.IK	16	16	83	29	35	25	14,75	f ₁ +w/2	14	224038
RH224.1616.2.04.IK	16	16	83	29	35	25	14,3	f ₁ +w/2	14	224048
RH224.2020.2.03.IK	20	20	95	26	35	25	18,75	f ₁ +w/2	14	224038
RH224.2020.2.04.IK	20	20	95	26	35	25	18,3	f ₁ +w/2	14	224048
RH224.2020.2.05.IK	20	20	95	26	35	25	17,95	f ₁ +w/2	14	224058
RH224.2525.2.03.IK	25	25	110	26	35	30	23,75	f ₁ +w/2	14	224038
RH224.2525.2.04.IK	25	25	110	26	35	30	23,3	f ₁ +w/2	14	224048
RH224.2525.2.05.IK	25	25	110	26	35	30	22,95	f ₁ +w/2	14	224058
LH224.1616.2.03.IK	16	16	83	29	35	25	14,75	f ₁ +w/2	14	224038
LH224.1616.2.04.IK	16	16	83	29	35	25	14,3	f ₁ +w/2	14	224048
LH224.1616.2.05.IK	16	16	83	29	35	25	13,95	f ₁ +w/2	14	224058
LH224.2020.2.03.IK	20	20	95	26	35	25	18,75	f ₁ +w/2	14	224038
LH224.2020.2.04.IK	20	20	95	26	35	25	18,3	f ₁ +w/2	14	224048
LH224.2020.2.05.IK	20	20	95	26	35	25	17,95	f ₁ +w/2	14	224058
LH224.2525.2.03.IK	25	25	110	26	35	30	23,75	f ₁ +w/2	14	224038
LH224.2525.2.04.IK	25	25	110	26	35	30	23,3	f ₁ +w/2	14	224048
LH224.2525.2.05.IK	25	25	110	26	35	30	22,95	f ₁ +w/2	14	224058

w voir plaquettes amovibles
w vd. inserti

Pièces Détachées

Ricambi

Porte outils Portainsero	Vis de serrage Vite di serraggio	Tournevis TORX PLUS® Cacciavite TORX PLUS®
R/LH224...	6.23T25P	T25PQ
LH224.1616.2.05.IK	6.23T25P	T25PQ



R = version à droite représentée
R = versione destra come in figura

L = version à gauche
L = versione sinistra a specchio

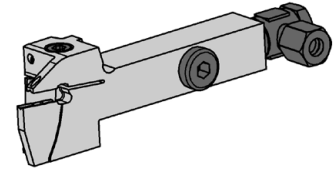
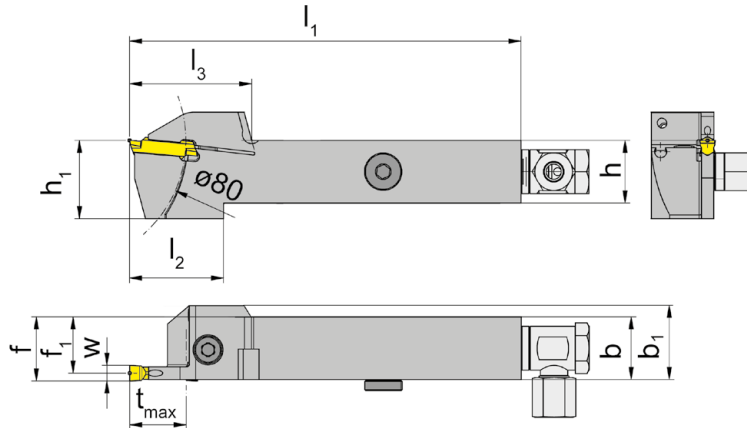
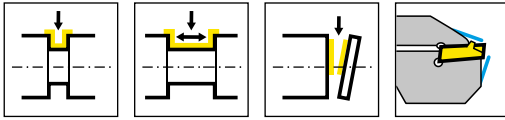
N° de commande Codice prodotto	h	b	l ₁	l ₂	h ₁	f ₁	f	t _{max}	D _{max}	HWS
RH224.1212.21.IK	12	12	125	33	20	11,3	f ₁ +w/2	18	80	224018
RH224.1616.21.IK	16	16	125	30	20	15,3	f ₁ +w/2	18	80	224018
RH224.2020.21.IK	20	20	125	-	20	19,3	f ₁ +w/2	18	80	224018
RH224.2525.21.IK	25	25	150	-	25	24,3	f ₁ +w/2	18	80	224018
RH224.1616.22.IK	16	16	125	30	20	15,1	f ₁ +w/2	18	80	224028
RH224.2020.22.IK	20	20	125	-	20	19,1	f ₁ +w/2	18	80	224028
RH224.2525.22.IK	25	25	150	-	25	24,1	f ₁ +w/2	18	80	224028
RH224.1212.23.IK	12	12	125	33	20	10,9	f ₁ +w/2	18	80	224038
RH224.1616.23.IK	16	16	125	30	20	14,9	f ₁ +w/2	18	80	224038
RH224.2020.23.IK	20	20	125	-	20	18,9	f ₁ +w/2	18	80	224038
RH224.2525.23.IK	25	25	150	-	25	23,9	f ₁ +w/2	18	80	224038
LH224.1212.21.IK	12	12	125	33	20	11,3	f ₁ +w/2	18	80	224018
LH224.1616.21.IK	16	16	125	30	20	15,3	f ₁ +w/2	18	80	224018
LH224.2020.21.IK	20	20	125	-	20	19,3	f ₁ +w/2	18	80	224018
LH224.2525.21.IK	25	25	150	-	25	24,3	f ₁ +w/2	18	80	224018
LH224.1212.22.IK	12	12	125	33	20	11,1	f ₁ +w/2	18	80	224028
LH224.1616.22.IK	16	16	125	30	20	15,1	f ₁ +w/2	18	80	224028
LH224.2020.22.IK	20	20	125	-	20	19,1	f ₁ +w/2	18	80	224028
LH224.2525.22.IK	25	25	150	-	25	24,1	f ₁ +w/2	18	80	224028
LH224.1212.23.IK	12	12	125	33	20	10,9	f ₁ +w/2	18	80	224038
LH224.1616.23.IK	16	16	125	30	20	14,9	f ₁ +w/2	18	80	224038
LH224.2020.23.IK	20	20	125	-	20	18,9	f ₁ +w/2	18	80	224038
LH224.2525.23.IK	25	25	150	-	25	23,9	f ₁ +w/2	18	80	224038

w voir plaquettes amovibles
w vd. inserti

Pièces Détachées

Ricambi

Porte outils Portainsero	Arrosage Lubrificazione	Vis de serrage Vite di serraggio	Tournevis TORX PLUS® Cacciavite TORX PLUS®	Vis Vite
R/LH224.12....	004.00.22	6.23T25P	T25PQ	
R/LH224.16.../20.../25...	004.00.16	6.23T25P	T25PQ	004.00.26
LH224.2525.23.IK	004.00.61	6.23T25P	T25PQ	



R = version à droite représentée
R = versione destra come in figura

L = version à gauche
L = versione sinistra a specchio

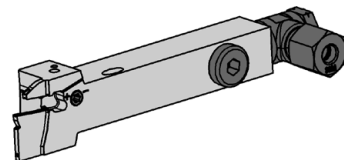
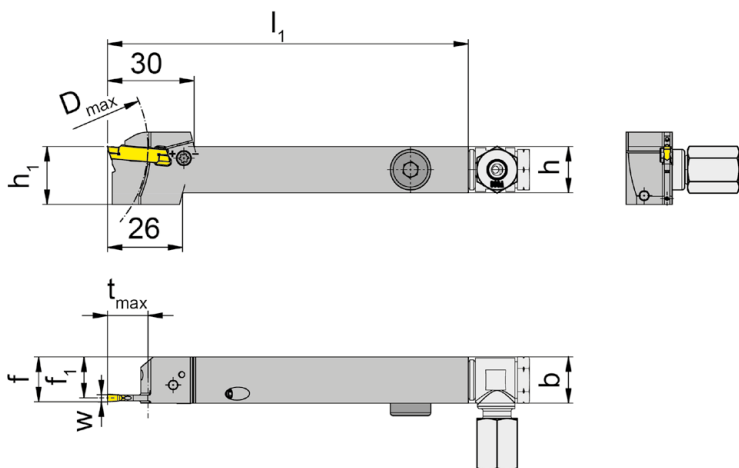
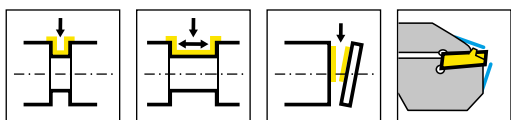
N° de commande Codice prodotto	h	b	l ₁	l ₂	l ₃	h ₁	b ₁	f ₁	f	t _{max}	HWS
RH224.1616.0.23.IK	16	16	125	33	39	25	20	14,75	f ₁ +w/2	18	224038
RH224.2020.0.23.IK	20	20	125	30	39	25	-	18,75	f ₁ +w/2	18	224038
RH224.2525.0.23.IK	25	25	150	30	39	30	-	23,75	f ₁ +w/2	18	224038
RH224.1616.0.24.IK	16	16	125	33	39	25	20	14,3	f ₁ +w/2	18	224048
RH224.2020.0.24.IK	20	20	125	30	39	25	-	18,3	f ₁ +w/2	18	224048
RH224.2525.0.24.IK	25	25	150	30	39	30	-	23,3	f ₁ +w/2	18	224048
RH224.1616.0.25.IK	16	16	125	33	39	25	20	13,95	f ₁ +w/2	18	224058
RH224.2020.0.25.IK	20	20	125	30	39	25	-	17,95	f ₁ +w/2	18	224058
RH224.2525.0.25.IK	25	25	150	30	39	30	-	23,95	f ₁ +w/2	18	224058
LH224.1616.0.23.IK	16	16	125	33	39	25	20	14,75	f ₁ +w/2	18	224038
LH224.2020.0.23.IK	20	20	125	30	39	25	-	18,75	f ₁ +w/2	18	224038
LH224.2525.0.23.IK	25	25	150	30	39	30	-	23,75	f ₁ +w/2	18	224038
LH224.1616.0.24.IK	16	16	125	33	39	25	20	14,3	f ₁ +w/2	18	224048
LH224.2020.0.24.IK	20	20	125	30	39	25	-	18,3	f ₁ +w/2	18	224048
LH224.2525.0.24.IK	25	25	150	30	39	30	-	23,3	f ₁ +w/2	18	224048
LH224.1616.0.25.IK	16	16	125	33	39	25	20	13,95	f ₁ +w/2	18	224058
LH224.2020.0.25.IK	20	20	125	30	39	25	-	17,95	f ₁ +w/2	18	224058
LH224.2525.0.25.IK	25	25	150	30	39	30	-	23,95	f ₁ +w/2	18	224058

w voir plaquettes amovibles
w vd. inserti

Pièces Détachées

Ricambi

Porte outils Portainsero	Arrosage Lubrificazione	Vis de serrage Vite di serraggio	Tournevis TORX PLUS® Cacciavite TORX PLUS®	Vis Vite
R/LH224...	004.00.16	6.23T25P	T25PQ	004.00.26




R = version à droite représentée
R = versione destra come in figura

L = version à gauche
L = versione sinistra a specchio

N° de commande Codice prodotto	h	b	l_1	h_1	f_1	f	D_{max}	t_{max}	HWS
RH224.1616.05.62.IK	16	16	125	16	14,2	$f_1+w/2$	80	14	224028
RH224.1616.05.63.IK	16	16	125	16	14,2	$f_1+w/2$	80	14	224038
LH224.1616.05.62.IK	16	16	125	16	14,2	$f_1+w/2$	80	14	224028
LH224.1616.05.63.IK	16	16	125	16	14,2	$f_1+w/2$	80	14	224038

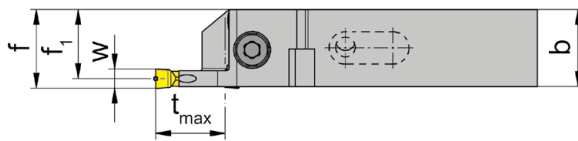
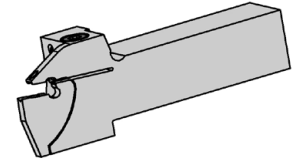
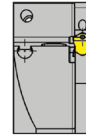
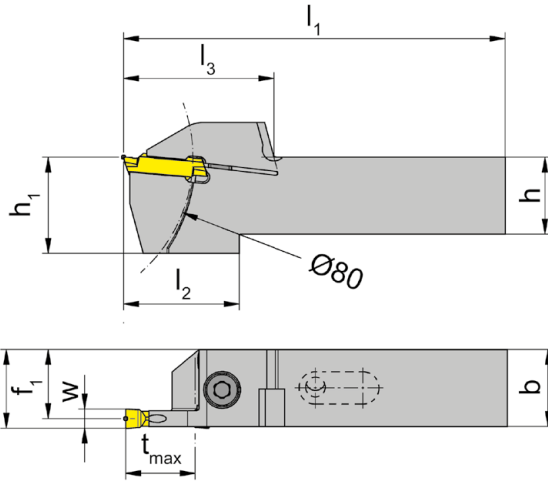
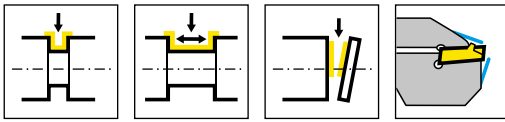
w voir plaquettes amovibles
w vd. inserti



Pièces Détachées

Ricambi

Porte outils Portainsero	Arrosage Lubrificazione	Vis Vite
R/LH224...	004.00.16	004.00.26



R = version à droite représentée
R = versione destra come in figura

L = version à gauche
L = versione sinistra a specchio

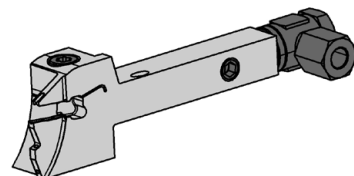
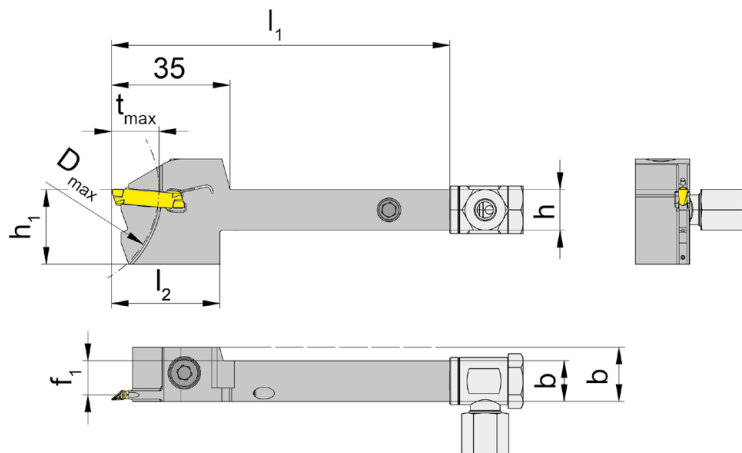
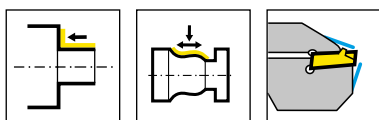
N° de commande Codice prodotto	h	b	l ₁	l ₂	l ₃	h ₁	f ₁	f	t _{max}	HWS
RH224.1616.2.23.IK	16	16	87	33	39	25	14,75	f ₁ +w/2	18	224038
RH224.1616.2.24.IK	16	16	87	33	39	25	14,3	f ₁ +w/2	18	224048
RH224.1616.2.25.IK	16	16	87	33	39	25	13,95	f ₁ +w/2	18	224058
RH224.2020.2.23.IK	20	20	99	30	39	25	18,75	f ₁ +w/2	18	224038
RH224.2020.2.24.IK	20	20	99	30	39	25	18,3	f ₁ +w/2	18	224048
RH224.2020.2.25.IK	20	20	99	30	39	25	17,95	f ₁ +w/2	18	224058
RH224.2525.2.23.IK	25	25	114	30	39	30	23,75	f ₁ +w/2	18	224038
RH224.2525.2.24.IK	25	25	114	30	39	30	23,3	f ₁ +w/2	18	224048
RH224.2525.2.25.IK	25	25	114	30	39	30	22,95	f ₁ +w/2	18	224058
LH224.1616.2.23.IK	16	16	87	33	39	25	14,75	f ₁ +w/2	18	224038
LH224.1616.2.24.IK	16	16	87	33	39	25	14,3	f ₁ +w/2	18	224048
LH224.1616.2.25.IK	16	16	87	33	39	25	13,95	f ₁ +w/2	18	224058
LH224.2020.2.23.IK	20	20	99	30	39	25	18,75	f ₁ +w/2	18	224038
LH224.2020.2.24.IK	20	20	99	30	39	25	18,3	f ₁ +w/2	18	224048
LH224.2020.2.25.IK	20	20	99	30	39	25	17,95	f ₁ +w/2	18	224058
LH224.2525.2.23.IK	25	25	114	30	39	30	23,75	f ₁ +w/2	18	224038
LH224.2525.2.24.IK	25	25	114	30	39	30	23,3	f ₁ +w/2	18	224048
LH224.2525.2.25.IK	25	25	114	30	39	30	22,95	f ₁ +w/2	18	224058

w voir plaquettes amovibles
w vd. inserti

Pièces Détachées

Ricambi

Porte outils Portainsero	Vis de serrage Vite di serraggio	Tournevis TORX PLUS® Cacciavite TORX PLUS®
R/LH224...	6.23T25P	T25PQ



R = version à droite représentée
R = versione destra come in figura

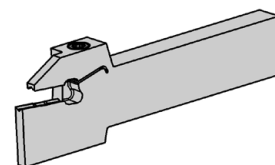
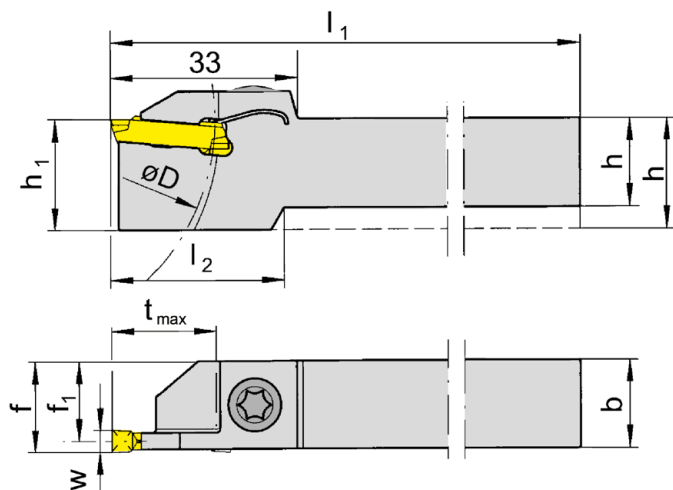
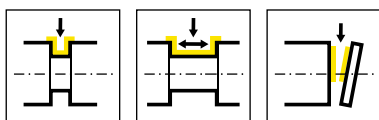
L = version à gauche représentée
L = versione sinistra come in figura

N° de commande Codice prodotto	h	b	l ₁	l ₂	h ₁	b ₁	f ₁	D _{max}	t _{max}	HWS
RH224.1212.S.6.03.IK	12	12	100	32	22	16	10,05	60	14	224038
RH224.1616.S.6.03.IK	16	16	125	29	25	16	14,05	60	14	224038
LH224.1212.S.6.03.IK	12	12	100	32	22	16	10,05	60	14	224038
LH224.1616.S.6.03.IK	16	16	125	29	25	16	14,05	60	14	224038

G

Pièces Détachées
Ricambi

Porte outils Portainsero	Arrosage Lubrificazione	Vis de serrage Vite di serraggio	Tournevis TORX PLUS® Cacciavite TORX PLUS®	Vis Vite
R/LH224.1212.S.6.03.IK	004.00.22	6.23T25P	T25PQ	
R/LH224.1616.S.6.03.IK	004.00.16	6.23T25P	T25PQ	004.00.26



R = version à droite représentée
R = versione destra come in figura

L = version à gauche
L = versione sinistra a specchio

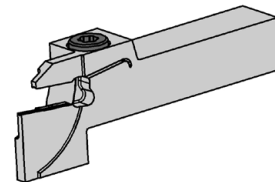
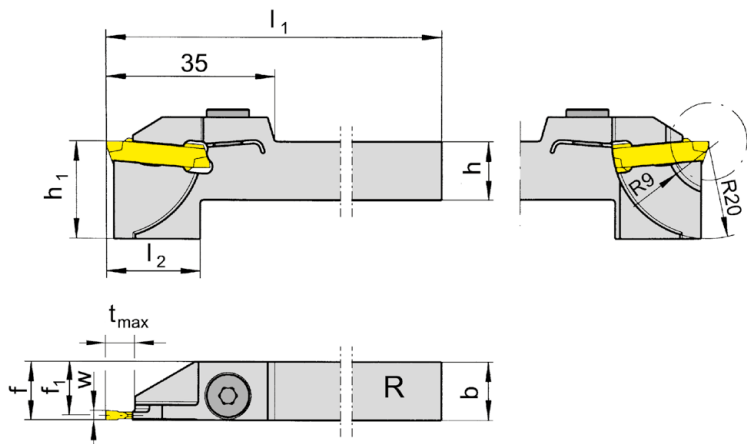
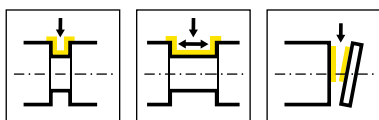
N° de commande Codice prodotto	h	b	l ₁	l ₂	h ₁	f ₁	f	t _{max}	D _{max}	HWS
RH224.1616.21	16	16	125	30	20	15,3	f ₁ +w/2	18	80	224018
RH224.1212.21	12	12	125	33	20	11,3	f ₁ +w/2	18	80	224018
RH224.2020.21	20	20	125	-	20	19,3	f ₁ +w/2	18	80	224018
RH224.2525.21	25	25	150	-	25	24,3	f ₁ +w/2	18	80	224018
RH224.1608.02	16	8	100	30	20	7,1	f ₁ +w/2	14	80	224028
RH224.1616.22	16	16	125	30	20	15,1	f ₁ +w/2	18	80	224028
RH224.2020.22	20	20	125	-	20	19,1	f ₁ +w/2	18	80	224028
RH224.2525.22	25	25	150	-	25	24,1	f ₁ +w/2	18	80	224028
RH224.1212.22	12	12	125	33	20	11,1	f ₁ +w/2	18	80	224028
RH224.1608.23	16	8	100	30	20	6,9	f ₁ +w/2	18	80	224038
RH224.1616.23	16	16	125	30	20	14,9	f ₁ +w/2	18	80	224038
RH224.2020.23	20	20	125	-	20	18,9	f ₁ +w/2	18	80	224038
RH224.2525.23	25	25	150	-	25	23,9	f ₁ +w/2	18	80	224038
RH224.1212.23	12	12	125	33	20	10,9	f ₁ +w/2	18	80	224038
LH224.1212.21	12	12	125	33	20	11,3	f ₁ +w/2	18	80	224018
LH224.1616.21	16	16	125	30	20	15,3	f ₁ +w/2	18	80	224018
LH224.2020.21	20	20	125	-	20	19,3	f ₁ +w/2	18	80	224018
LH224.2525.21	25	25	150	-	25	24,3	f ₁ +w/2	18	80	224018
LH224.1616.22	16	16	125	30	20	15,1	f ₁ +w/2	18	80	224028
LH224.2020.22	20	20	125	-	20	19,1	f ₁ +w/2	18	80	224028
LH224.1212.22	12	12	125	33	20	11,1	f ₁ +w/2	18	80	224028
LH224.2525.22	25	25	150	-	25	24,1	f ₁ +w/2	18	80	224028
LH224.1608.23	16	8	100	30	20	6,9	f ₁ +w/2	18	80	224038
LH224.1616.23	16	16	125	30	20	14,9	f ₁ +w/2	18	80	224038
LH224.2020.23	20	20	125	-	20	18,9	f ₁ +w/2	18	80	224038
LH224.2525.23	25	25	150	-	25	23,9	f ₁ +w/2	18	80	224038
LH224.1212.23	12	12	125	33	20	10,9	f ₁ +w/2	18	80	224038

Pièces Détachées

Ricambi

w voir plaquettes amovibles
w vd. inserti

Porte outils Portainsero	Vis de serrage Vite di serraggio	Tournevis TORX PLUS® Cacciavite TORX PLUS®
R/LH224...	6.23T25P	T25PQ
RH224.1608.02	4.15T15P	T15PL
R/LH224.1608.23	4.15T15P	T15PQ



R = version à droite représentée

R = versione destra come in figura

N° de commande Codice prodotto	h	b	l_1	l_2	h_1	f_1	f	t_{max}	HWS
RH224.1212.81	12	12	95	19,5	20	11,1	$f_1+w/2$	8,2	224018

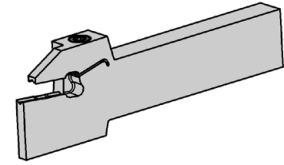
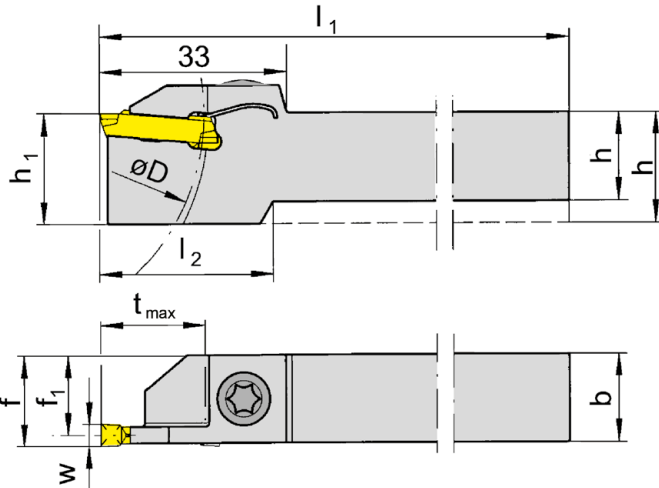
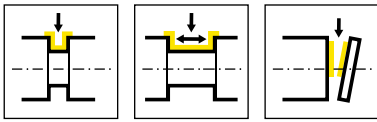
w voir plaquettes amovibles
w vd. inserti

G

Pièces Détachées

Ricambi

Porte outils Portainsero	Vis de serrage Vite di serraggio	Tournevis TORX PLUS® Cacciavite TORX PLUS®
RH224.1212.81	6.17T25P	T25PQ



R = version à droite représentée
R = versione destra come in figura

L = version à gauche
L = versione sinistra a specchio

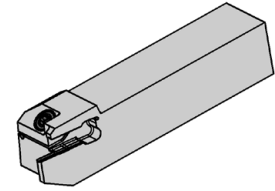
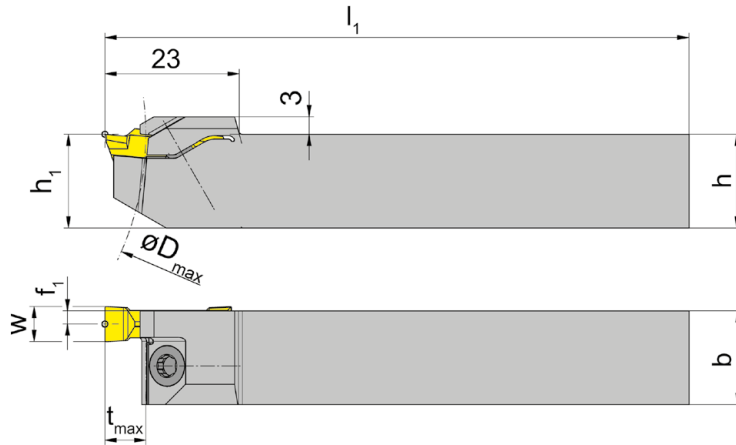
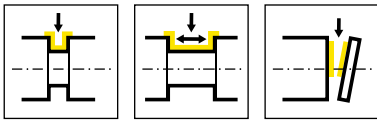
N° de commande Codice prodotto	h	b	l ₁	h ₁	f ₁	f	t _{max}	D _{max}	HWS
RH224.1616.24	16	16	125	20	14,55	f ₁ +w/2	18	80	224048
RH224.2020.24	20	20	125	20	18,55	f ₁ +w/2	18	80	224048
RH224.2525.24	25	25	150	25	23,5	f ₁ +w/2	18	80	224048
RH224.1616.25	16	16	125	20	14,15	f ₁ +w/2	18	80	224058
RH224.2020.25	20	20	125	20	18,15	f ₁ +w/2	18	80	224058
RH224.2525.25	25	25	150	25	23,15	f ₁ +w/2	18	80	224058
RH224.1616.26	16	16	125	20	13,75	f ₁ +w/2	18	80	224068
RH224.2020.26	20	20	125	20	17,75	f ₁ +w/2	18	80	224068
RH224.2525.26	25	25	150	25	22,75	f ₁ +w/2	18	80	224068
LH224.1608.24	16	8	100	16	6,55	f ₁ +w/2	18	80	224048
LH224.1616.24	16	16	125	20	14,55	f ₁ +w/2	18	80	224048
LH224.2020.24	20	20	125	20	18,55	f ₁ +w/2	18	80	224048
LH224.2525.24	25	25	150	25	23,55	f ₁ +w/2	18	80	224048
LH224.1616.25	16	16	125	20	14,15	f ₁ +w/2	18	80	224058
LH224.2020.25	20	20	125	20	18,15	f ₁ +w/2	18	80	224058
LH224.2525.25	25	25	150	25	23,15	f ₁ +w/2	18	80	224058
LH224.1616.26	16	16	125	20	13,75	f ₁ +w/2	18	80	224068
LH224.2020.26	20	20	125	20	17,75	f ₁ +w/2	18	80	224068
LH224.2525.26	25	25	150	25	22,75	f ₁ +w/2	18	80	224068

w voir plaquettes amovibles
w vd. inserti

Pièces Détachées

Ricambi

Porte outils Portainsero	Vis de serrage Vite di serraggio	Tournevis TORX PLUS® Cacciavite TORX PLUS®
LH224.1608.24	4.15T15P	T15PQ
R/LH224...	6.23T25P	T25PQ



L = version à gauche représentée
L = versione sinistra come in figura

R = version à droite
R = versione destra a specchio

N° de commande Codice prodotto	h	b	l ₁	h ₁	f ₁	t _{max}	D _{max}	HWS
RH224.1212.61	12	12	100	12	0,7	7	100	224018
RH224.1616.61	16	16	100	16	0,7	7	100	224018
RH224.2020.61	20	20	100	20	0,7	7	100	224018
RH224.1212.62	12	12	100	12	0,9	7	100	224028
RH224.1616.62	16	16	100	16	0,9	7	100	224028
RH224.1212.63	12	12	100	12	1,1	7	100	224038
RH224.1616.63	16	16	100	16	1,1	7	100	224038
RH224.2020.62	20	20	100	20	0,9	7	100	224028
RH224.1212.64	12	12	100	12	1,45	7	100	224048
RH224.1616.64	16	16	100	16	1,45	7	100	224048
RH224.2020.63	20	20	100	20	1,1	7	100	224038
RH224.2020.64	20	20	100	20	1,45	7	100	224048
LH224.1212.61	12	12	100	12	0,7	7	100	224018
LH224.1616.61	16	16	100	16	0,7	7	100	224018
LH224.2020.61	20	20	100	20	0,7	7	100	224018
LH224.1212.62	12	12	100	12	0,9	7	100	224028
LH224.1212.63	12	12	100	12	1,1	7	100	224038
LH224.2020.62	20	20	100	20	0,9	7	100	224028
LH224.1616.63	16	16	100	16	1,1	7	100	224038
LH224.1212.64	12	12	100	12	1,45	7	100	224048
LH224.1616.64	16	16	100	16	1,45	7	100	224048
LH224.2020.63	20	20	100	20	1,1	7	100	224038
LH224.2020.64	20	20	100	20	1,45	7	100	224048

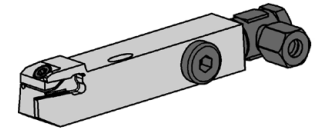
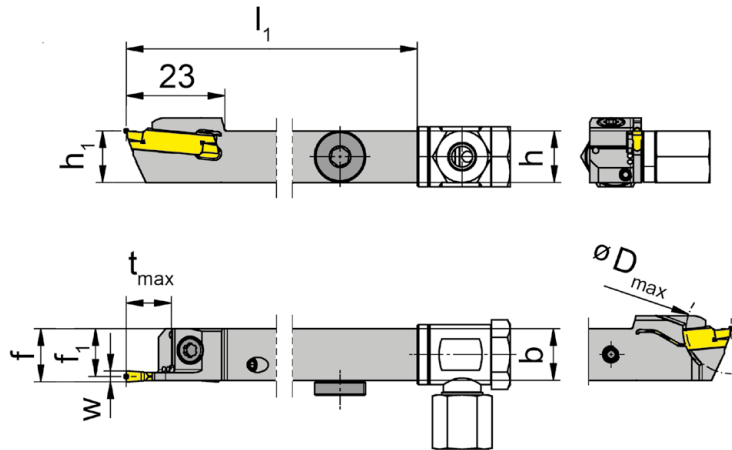
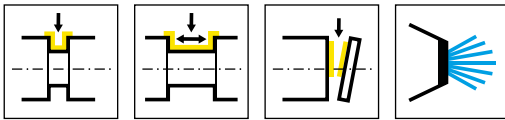
w voir plaquettes amovibles
w vd. inserti

Pièces Détachées

Ricambi

Porte outils Portainsero	Vis de serrage Vite di serraggio	Tournevis TORX PLUS® Cacciavite TORX PLUS®
R/LH224...	4.12T15EP	T15PL





R = version à droite représentée
R = versione destra come in figura

L = version à gauche
L = versione sinistra a specchio

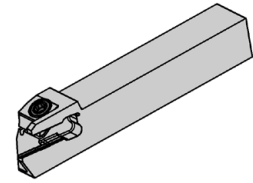
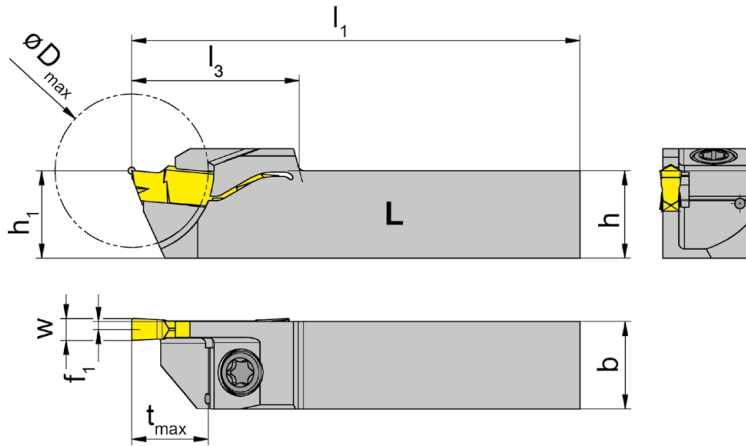
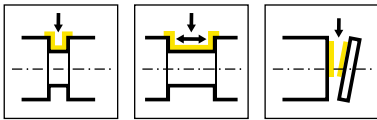
N° de commande Codice prodotto	h	b	l ₁	h ₁	f ₁	f	t _{max}	D _{max}	HWS
RH224.1212.61.IK	12	12	100	12	0,7	f ₁ +w/2	7	100	224018
RH224.1616.61.IK	16	16	100	16	0,7	f ₁ +w/2	7	100	224018
RH224.2020.61.IK	20	20	100	20	0,7	f ₁ +w/2	7	100	224018
RH224.1212.62.IK	12	12	100	12	0,9	f ₁ +w/2	7	100	224028
RH224.1616.62.IK	16	16	100	16	0,9	f ₁ +w/2	7	100	224028
RH224.1212.63.IK	12	12	100	12	1,1	f ₁ +w/2	7	100	224038
RH224.1616.63.IK	16	16	100	16	1,1	f ₁ +w/2	7	100	224038
RH224.2020.63.IK	20	20	100	20	1,1	f ₁ +w/2	7	100	224038
LH224.1212.61.IK	12	12	100	12	0,7	f ₁ +w/2	7	100	224018
LH224.1616.61.IK	16	16	100	16	0,7	f ₁ +w/2	7	100	224018
LH224.2020.61.IK	20	20	100	20	0,7	f ₁ +w/2	7	100	224018
LH224.1616.62.IK	16	16	100	16	0,9	f ₁ +w/2	7	100	224028
LH224.1212.63.IK	12	12	100	12	1,1	f ₁ +w/2	7	100	224038
LH224.1616.63.IK	16	16	100	16	1,1	f ₁ +w/2	7	100	224038
LH224.2020.63.IK	20	20	100	20	1,1	f ₁ +w/2	7	100	224038

w voir plaquettes amovibles
w vd. inserti

Pièces Détachées

Ricambi

Porte outils Portainserito	Vis de serrage Vite di serraggio	Arrosage Lubrificazione	Tournevis TORX PLUS® Cacciavite TORX PLUS®	Vis Vite
R/LH224.1212...	4.12T15EP	004.00.22	T15PQ	
R/LH224...	4.12T15EP	004.00.16	T15PQ	004.00.26



L = version à gauche représentée
L = versione sinistra come in figura

R = version à droite
R = versione destra a specchio

N° de commande Codice prodotto	h	b	l ₁	l ₃	h ₁	f ₁	t _{max}	D _{max}	HWS
RH224.1212.20.61	12	12	100	23	12	0,7	10,5	21	224018
RH224.1212.20.62	12	12	100	23	12	0,9	10,5	21	224028
RH224.1212.20.63	12	12	100	23	12	1,1	10,5	21	224038
LH224.1212.20.61	12	12	100	23	12	0,7	10,5	21	224018
LH224.1212.20.62	12	12	100	23	12	0,9	10,5	21	224028
LH224.1212.20.63	12	12	100	23	12	1,1	10,5	21	224038

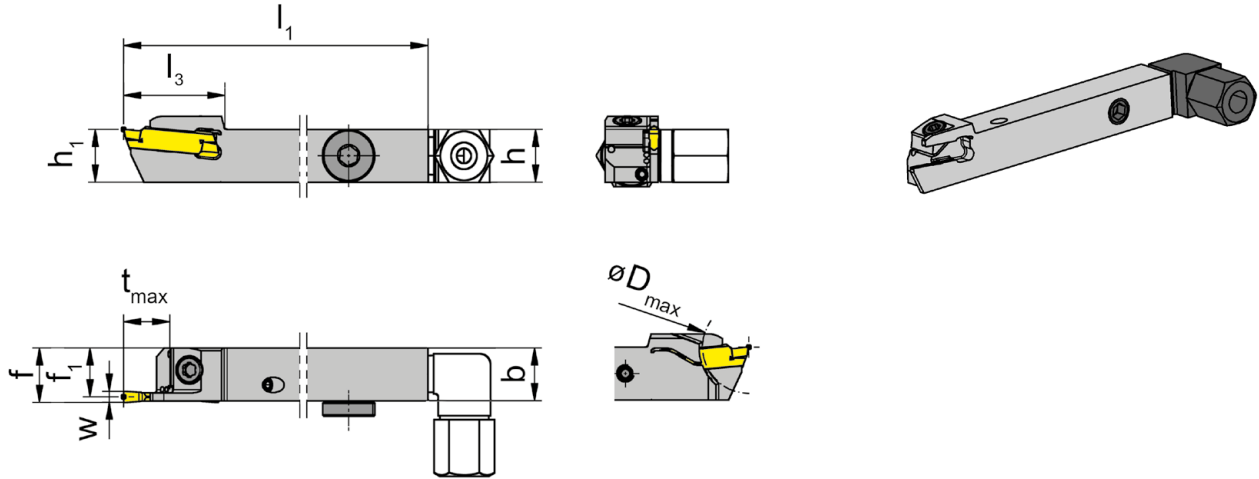
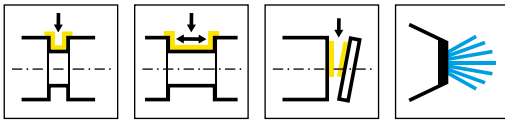
w voir plaquettes amovibles
w vd. inserti

Pièces Détachées

Ricambi

Porte outils Portainserito	Vis de serrage Vite di serraggio	Tournevis TORX PLUS® Cacciavite TORX PLUS®
R/LH224...	4.12T15EP	T15PQ





R = version à droite représentée
R = versione destra come in figura

L = version à gauche
L = versione sinistra a specchio

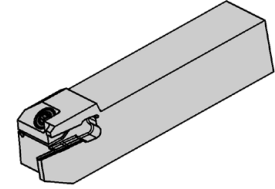
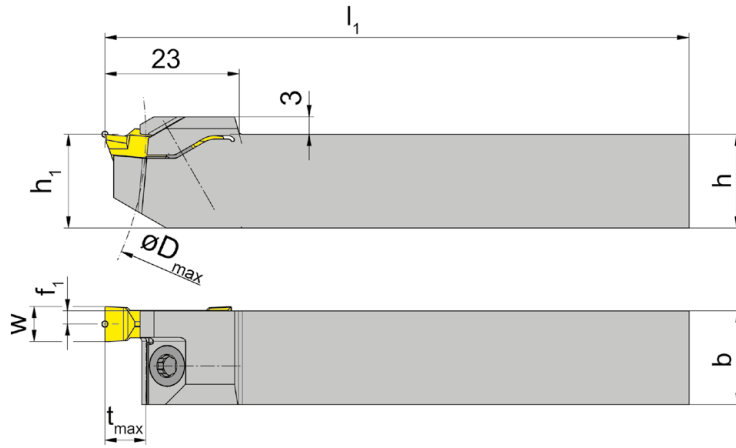
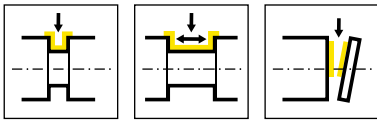
N° de commande Codice prodotto	h	b	l_1	l_3	h_1	f_1	f	t_{max}	D_{max}	HWS
RH224.1212.20.61.IK	12	12	100	23	12	0,7	$f_1+w/2$	10,5	21	224018
RH224.1212.20.62.IK	12	12	100	23	12	0,9	$f_1+w/2$	10,5	21	224028
RH224.1212.20.63.IK	12	12	100	23	12	1,1	$f_1+w/2$	10,5	21	224038
LH224.1212.20.61.IK	12	12	100	23	12	0,7	$f_1+w/2$	10,5	21	224018
LH224.1212.20.63.IK	12	12	100	23	12	1,1	$f_1+w/2$	10,5	21	224038

w voir plaquettes amovibles
w vd. inserti

Pièces Détachées

Ricambi

Porte outils Portainsero	Vis de serrage Vite di serraggio	Arrosage Lubrificazione	Tournevis TORX PLUS® Cacciavite TORX PLUS®
R/LH224...	4.12T15EP	004.00.22	T15PL



L = version à gauche représentée
L = versione sinistra come in figura

R = version à droite
R = versione destra a specchio

N° de commande Codice prodotto	h	b	l ₁	h ₁	f ₁	t _{max}	D _{max}	HWS
RH224.2020.65	20	20	100	20	1,85	7	100	224058
RH224.1616.65	16	16	100	16	1,85	7	100	224058
RH224.2020.66	20	20	100	20	2,25	7	100	224068
RH224.1616.66	16	20	125	20	2,25	7	100	224068
LH224.2020.65	20	20	100	20	1,85	7	100	224058
LH224.1616.65	16	16	100	16	1,85	7	100	224058
LH224.2020.66	20	20	100	20	2,25	7	100	224068
LH224.1616.66	16	16	100	16	2,25	7	100	224068

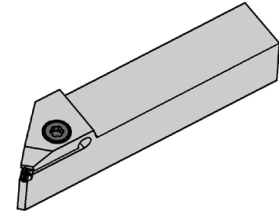
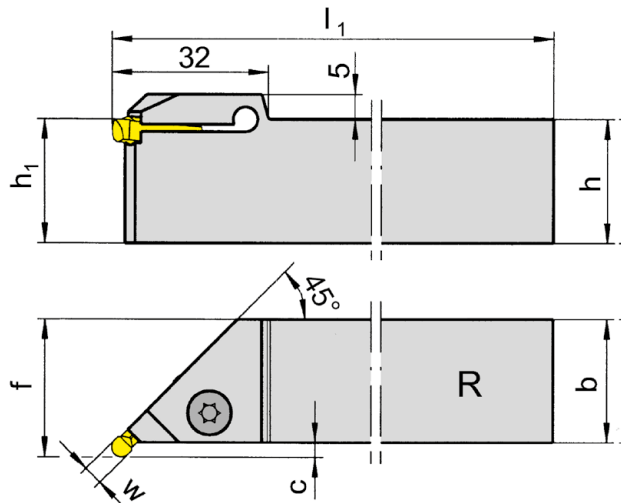
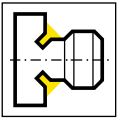
w voir plaquettes amovibles
w vd. inserti

Pièces Détachées

Ricambi

Porte outils Portainsero	Vis de serrage Vite di serraggio	Tournevis TORX PLUS® Cacciavite TORX PLUS®
R/LH224...	5.13T20EP	T20PQ





R = version à droite représentée
R = versione destra come in figura

L = version à gauche
L = versione sinistra a specchio

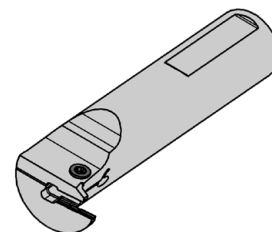
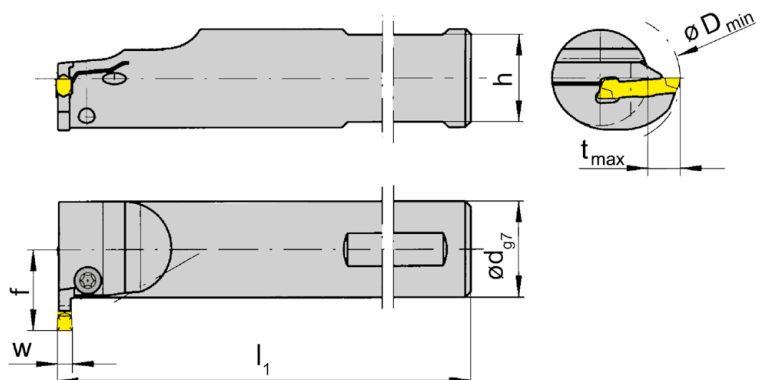
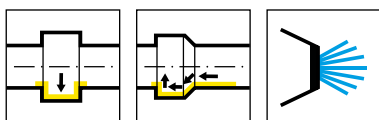
N° de commande Codice prodotto	h	b	l ₁	h ₁	f	C	Largueur de gorge Larghezza della gola	HWS
RH224.4520.02	20	20	125	20	23	2,5	2,0-2,8	224028
RH224.4525.02	25	25	150	25	28	2,5	2,0-2,8	224028
RH224.4520.04	20	20	125	20	23	2,5	2,8-4,4	224048
RH224.4525.04	25	25	150	25	28	2,5	2,8-4,4	224048
RH224.4520.06	20	20	125	20	23,5	3	4,4-6,1	224068
RH224.4525.06	25	25	150	25	28,5	3	4,4-6,1	224068
LH224.4520.02	20	20	125	20	23	2,5	2,0-2,8	224028
LH224.4525.02	25	25	150	25	28	2,5	2,0-2,8	224028
LH224.4520.04	20	20	125	20	23	2,5	2,8-4,4	224048
LH224.4525.04	25	25	150	25	28	2,5	2,8-4,4	224048
LH224.4520.06	20	20	125	20	23,5	3	4,4-6,1	224068
LH224.4525.06	25	25	150	25	28,5	3	4,4-6,1	224068

w et Dmin voir cassettes
w, Dmin vd. inserti

Pièces Détachées

Ricambi

Porte outils Portainsero	Vis de serrage Vite di serraggio	Tournevis TORX PLUS® Cacciavite TORX PLUS®
R/LH224...	6.23T25P	T25PQ



R = version à droite représentée
R = versione destra come in figura

L = version à gauche
L = versione sinistra a specchio

N° de commande Codice prodotto	d	l ₁	h	f	t _{max}	D _{min}	HWS
RB224.0020.0.01	20	130	18	18,5	8	30	224018
RB224.0020.0.02	20	130	18	18,5	8	30	224028
RB224.0020.0.03	20	130	18	18,5	8	30	224038
RB224.0020.0.04	20	130	18	18,5	8	30	224048
RB224.0025.0.01	25	130	23	21	8	35	224018
RB224.0025.0.02	25	130	23	21	8	35	224028
RB224.0025.0.03	25	130	23	21	8	35	224038
RB224.0025.0.04	25	130	23	21	8	35	224048
RB224.0032.0.03	32	150	30	24,5	8	42	224038
RB224.0032.0.04	32	150	30	24,5	8	42	224048
LB224.0020.0.01	20	130	18	18,5	8	30	224018
LB224.0020.0.02	20	130	18	18,5	8	30	224028
LB224.0020.0.03	20	130	18	18,5	8	30	224038
LB224.0020.0.04	20	130	18	18,5	8	30	224048
LB224.0025.0.01	25	130	23	21	8	35	224018
LB224.0025.0.02	25	130	23	21	8	35	224028
LB224.0025.0.03	25	130	23	21	8	35	224038
LB224.0025.0.04	25	130	23	21	8	35	224048
LB224.0032.0.03	32	150	30	24,5	8	42	224038
LB224.0032.0.04	32	150	30	24,5	8	42	224048

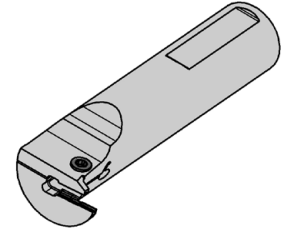
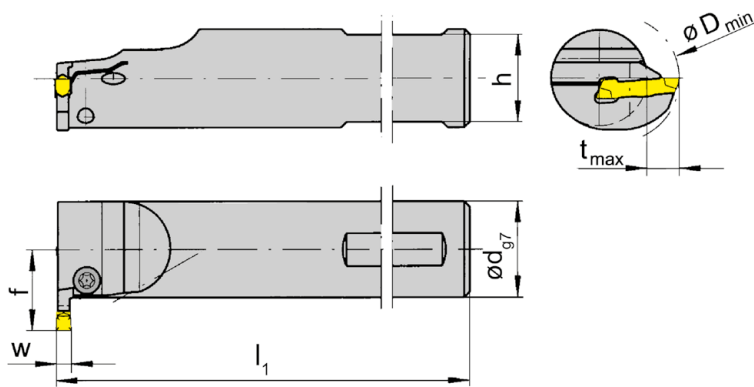
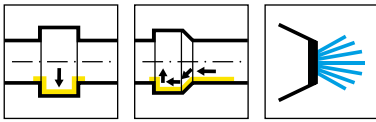
w voir plaquettes amovibles
w vd. inserti

Pièces Détachées

Ricambi

Porte outils Portainsero	Vis de serrage Vite di serraggio	Tournevis TORX PLUS® Cacciavite TORX PLUS®
R/LB224...	5.13T20EP	T20PQ





R = version à droite représentée
R = versione destra come in figura

L = version à gauche
L = versione sinistra a specchio

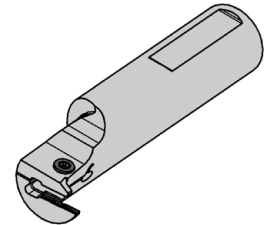
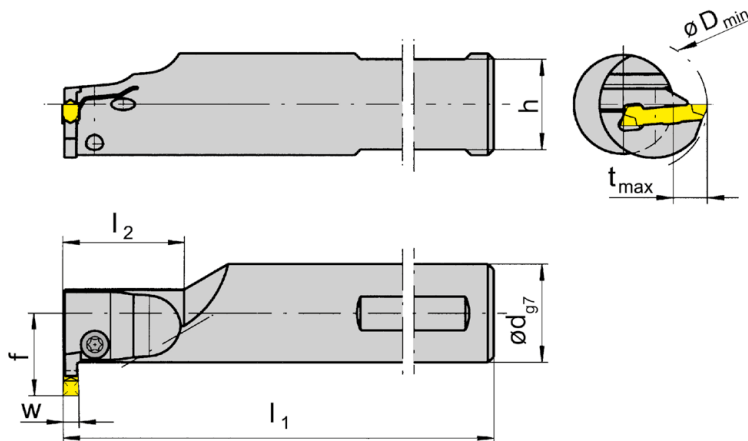
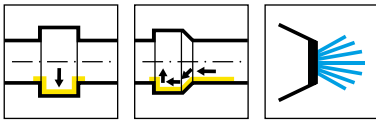
N° de commande Codice prodotto	d	l ₁	h	f	t _{max}	D _{min}	HWS
RB224.0020.0.05	20	130	18	18,5	8	30	224058
RB224.0025.0.05	25	130	23	21	8	35	224058
RB224.0025.0.06	25	130	23	21	8	35	224068
RB224.0032.0.05	32	150	30	24,5	8	42	224058
RB224.0032.0.06	32	150	30	24,5	8	42	224068
LB224.0020.0.05	20	130	18	18,5	8	30	224058
LB224.0025.0.05	25	130	23	21	8	35	224058
LB224.0025.0.06	25	130	23	21	8	35	224068
LB224.0032.0.05	32	150	30	24,5	8	42	224058
LB224.0032.0.06	32	150	30	24,5	8	42	224068

w voir plaquettes amovibles
w vd. inserti

Pièces Détachées

Ricambi

Porte outils Portainsero	Vis de serrage Vite di serraggio	Tournevis TORX PLUS® Cacciavite TORX PLUS®
R/LB224...	5.13T20EP	T20PQ



R = version à droite représentée
R = versione destra come in figura

L = version à gauche
L = versione sinistra a specchio

N° de commande Codice prodotto	d	l ₁	l ₂	h	f	t _{max}	D _{min}	HWS
RB224.0020.1.01	20	130	30	18	18,5	8	28	224018
RB224.0025.1.01	25	130	30	23	21	8	28	224018
RB224.0020.1.02	20	130	30	18	18,5	8	28	224028
RB224.0025.1.02	25	130	30	23	21	8	28	224028
RB224.0020.1.03	20	130	30	18	18,5	8	28	224038
RB224.0025.1.03	25	130	30	23	21	8	28	224038
RB224.0032.1.03	32	150	30	30	24,5	8	28	224038
RB224.0020.1.04	20	130	30	18	18,5	8	28	224048
RB224.0025.1.04	25	130	30	23	21	8	28	224048
RB224.0032.1.04	32	150	30	30	24,5	8	28	224048
RB224.0025.1.05	25	130	30	23	21	8	28	224058
RB224.0032.1.05	32	150	30	30	24,5	8	28	224058
RB224.0025.1.06	25	130	30	23	21	8	28	224068
RB224.0032.1.06	32	150	30	30	24,5	8	28	224068
LB224.0020.1.01	20	130	30	18	18,5	8	28	224018
LB224.0025.1.01	25	130	30	23	21	8	28	224018
LB224.0020.1.02	20	130	30	18	18,5	8	28	224028
LB224.0025.1.02	25	130	30	23	21	8	28	224028
LB224.0020.1.03	20	130	30	18	18,5	8	28	224038
LB224.0025.1.03	25	130	30	23	21	8	28	224038
LB224.0032.1.03	32	150	30	30	24,5	8	28	224038
LB224.0020.1.04	20	130	30	18	18,5	8	28	224048
LB224.0025.1.04	25	130	30	23	21	8	28	224048
LB224.0032.1.04	32	150	30	30	24,5	8	28	224048
LB224.0025.1.05	25	130	30	23	21	8	28	224058
LB224.0032.1.05	32	150	30	30	24,5	8	28	224058
LB224.0025.1.06	25	130	30	23	21	8	28	224068
LB224.0032.1.06	32	150	30	30	24,5	8	28	224068

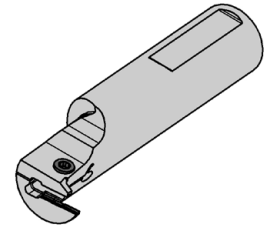
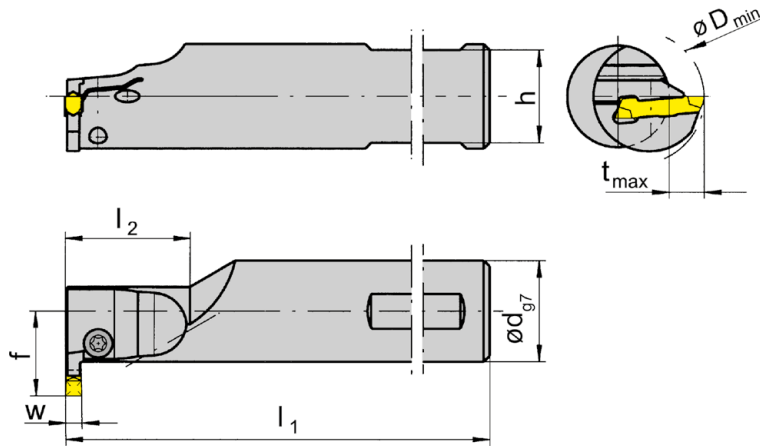
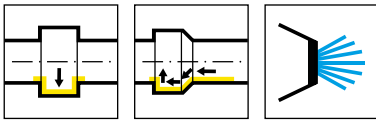
w voir plaquettes amovibles
w vd. inserti

Pièces Détachées

Ricambi

Porte outils Portainserito	Vis de serrage Vite di serraggio	Tournevis TORX PLUS® Cacciavite TORX PLUS®
R/LB224...	5.13T20EP	T20PQ





R = version à droite représentée
R = versione destra come in figura

L = version à gauche
L = versione sinistra a specchio

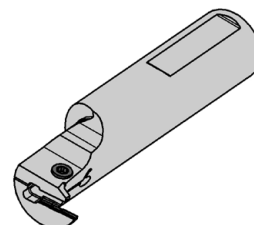
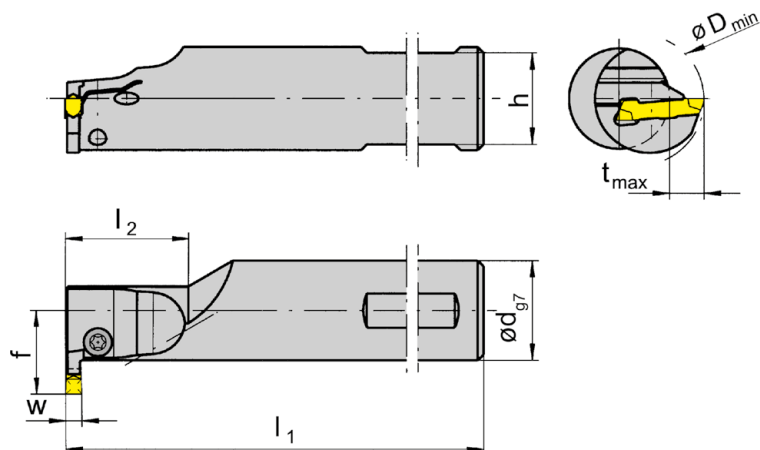
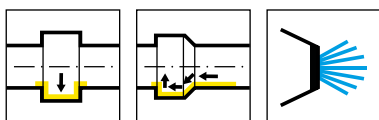
N° de commande Codice prodotto	d	l ₁	l ₂	h	f	t _{max}	D _{min}	HWS
RB224.0025.1.13	25	130	30	23	23,5	10	32	224038
RB224.0032.1.13	32	150	30	30	28	11	32	224038
RB224.0025.1.14	25	130	30	23	23,5	10	32	224048
RB224.0032.1.14	32	150	30	30	28	11	32	224048
RB224.0032.1.15	32	150	30	30	28	11	32	224058
RB224.0040.1.25	40	180	30	38	34	13	38	224058
RB224.0032.1.16	32	150	30	30	28	11	32	224068
RB224.0040.1.26	40	180	30	38	34	13	38	224068
LB224.0025.1.13	25	130	30	23	23,5	10	32	224038
LB224.0032.1.13	32	150	30	30	28	11	32	224038
LB224.0025.1.14	25	130	30	23	23,5	10	32	224048
LB224.0032.1.14	32	150	30	30	28	11	32	224048
LB224.0032.1.15	32	150	30	30	28	11	32	224058
LB224.0040.1.25	40	180	30	38	34	13	38	224058
LB224.0032.1.16	32	150	30	30	28	11	32	224068
LB224.0040.1.26	40	180	30	38	34	13	38	224068

w voir plaquettes amovibles
w vd. inserti

Pièces Détachées

Ricambi

Porte outils Portainsero	Vis de serrage Vite di serraggio	Tournevis TORX PLUS® Cacciavite TORX PLUS®
R/LB224...	5.13T20EP	T20PQ



R = version à droite représentée
R = versione destra come in figura

L = version à gauche
L = versione sinistra a specchio

N° de commande Codice prodotto	d	l_1	l_2	h	f	t_{max}	D_{min}	HWS
RB224.0020.2.01	20	130	45	18	18,5	8	28	224018
RB224.0025.2.01	25	150	50	23	21	8	28	224018
RB224.0020.2.02	20	130	45	18	18,5	8	28	224028
RB224.0025.2.02	25	150	50	23	21	8	28	224028
RB224.0025.2.03	25	150	50	23	21	8	28	224038
RB224.0032.2.03	32	180	50	30	24,5	8	28	224038
RB224.0032.2.13	32	180	50	30	28	11	32	224038
RB224.0025.2.04	25	150	50	23	21	8	28	224048
RB224.0032.2.04	32	180	50	30	24,5	8	28	224048
RB224.0032.2.14	32	180	50	30	28	11	32	224048
LB224.0020.2.01	20	130	45	18	18,5	8	28	224018
LB224.0025.2.01	25	150	50	23	21	8	28	224018
LB224.0020.2.02	20	130	45	18	18,5	8	28	224028
LB224.0025.2.02	25	150	50	23	21	8	28	224028
LB224.0025.2.03	25	150	50	23	21	8	28	224038
LB224.0032.2.03	32	180	50	30	24,5	8	28	224038
LB224.0032.2.13	32	180	50	30	28	11	32	224038
LB224.0025.2.04	25	150	50	23	21	8	28	224048
LB224.0032.2.04	32	180	50	30	24,5	8	28	224048
LB224.0032.2.14	32	180	50	30	28	11	32	224048

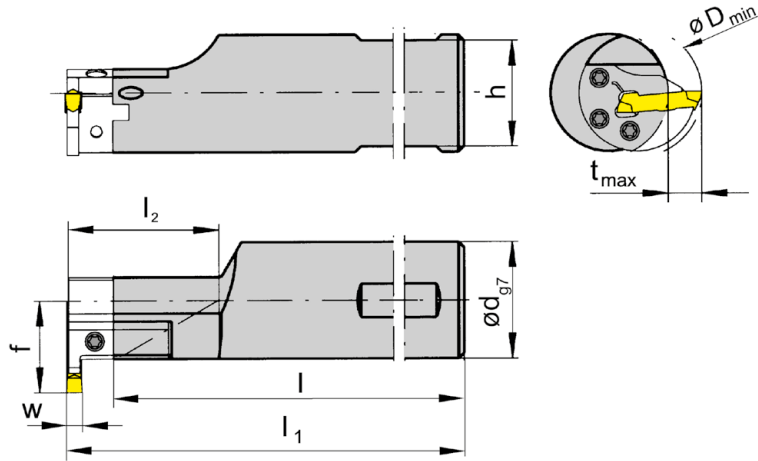
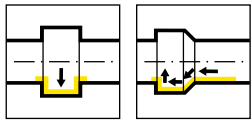
w voir plaquettes amovibles
w vd. inserti

Pièces Détachées

Ricambi

Porte outils Portainsero	Vis de serrage Vite di serraggio	Tournevis TORX PLUS® Cacciavite TORX PLUS®
R/LB224...	5.13T20EP	T20PQ





R = version à droite représentée
R = versione destra come in figura

L = version à gauche
L = versione sinistra a specchio

N° de commande Codice prodotto	l_1	d	l	l_2	h	f	HWS
RB224.0032.1.K2	$l+b_1+w/2$	32	136,6	30	30	28	BK2241
RB224.0032.2.K2	$l+b_1+w/2$	32	166,3	60	30	28	BK2241
RB224.0040.1.K2	$l+b_1+w/2$	40	166,3	30	38	32	BK2241
RB224.0040.2.K2	$l+b_1+w/2$	40	186,3	60	38	32	BK2241
LB224.0032.1.K2	$l+b_1+w/2$	32	136,3	30	30	28	BK2242
LB224.0032.2.K2	$l+b_1+w/2$	32	166,3	60	30	28	BK2242
LB224.0040.1.K2	$l+b_1+w/2$	40	166,3	30	38	32	BK2242
LB224.0040.2.K2	$l+b_1+w/2$	40	186,3	60	38	32	BK2242

w voir plaquettes amovibles
w vd. inserti

Dimensions pour Dmin, tmax et b1 voir cassettes
Per le dimensioni Dmin, tmax e b1 vd. sezione cartucce

Note:

pour cassettes BK224 sans arrosage interne

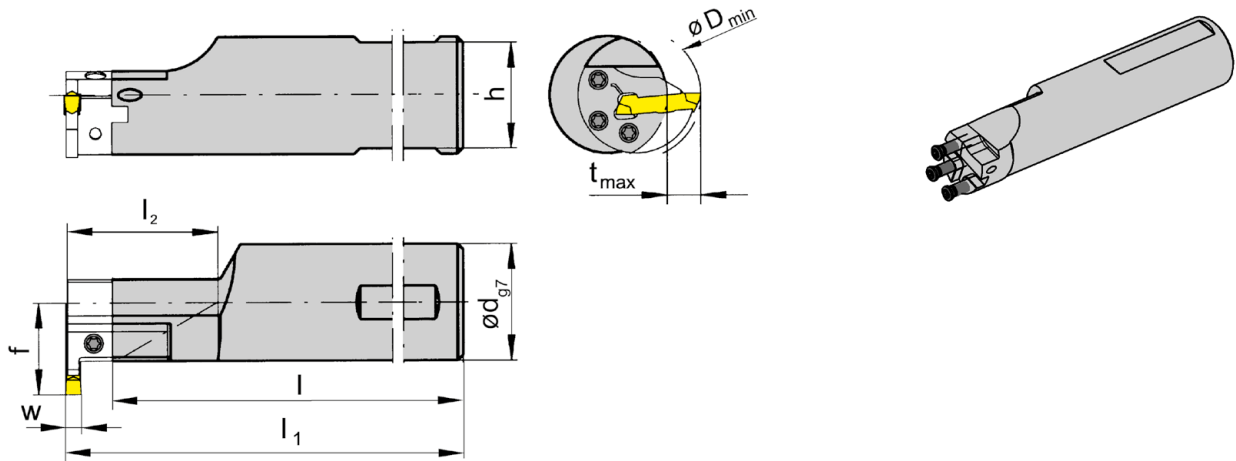
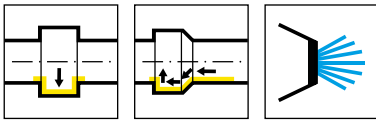
Nota:

per cartucce BK224 senza lubrorefrigerante

Pièces Détachées

Ricambi

Base de support Attacco Base	Vis de serrage Vite di serraggio	Tournevis TORX PLUS® Cacciavite TORX PLUS®
R/LB224...	030.0518.T20P	T20PQ



R = version à droite représentée
R = versione destra come in figura

L = version à gauche
L = versione sinistra a specchio

N° de commande Codice prodotto	l_1	d	l	l_2	h	f	HWS
RB224.0032.1.K2.IK	$l+b_1+w/2$	32	136,6	30	30	28	BK2241
RB224.0032.2.K2.IK	$l+b_1+w/2$	32	166,3	60	30	28	BK2241
RB224.0040.1.K2.IK	$l+b_1+w/2$	40	136,3	30	38	32	BK2241
RB224.0040.2.K2.IK	$l+b_1+w/2$	40	166,3	60	38	32	BK2241
LB224.0032.1.K2.IK	$l+b_1+w/2$	32	136,6	30	30	28	BK2242
LB224.0032.2.K2.IK	$l+b_1+w/2$	32	166,3	60	30	28	BK2242
LB224.0040.1.K2.IK	$l+b_1+w/2$	40	136,3	30	38	32	BK2242
LB224.0040.2.K2.IK	$l+b_1+w/2$	40	166,3	60	38	32	BK2242

w voir plaquettes amovibles
w vd. inserti

Dimensions pour Dmin, tmax et b1 voir cassettes
Per le dimensioni Dmin, tmax e b1 vd. sezione cartucce

Note:

pour cassettes BK224 avec arrosage interne

Nota:

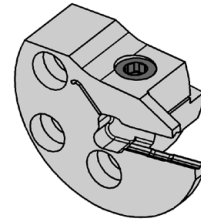
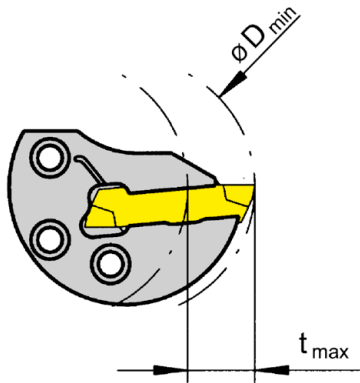
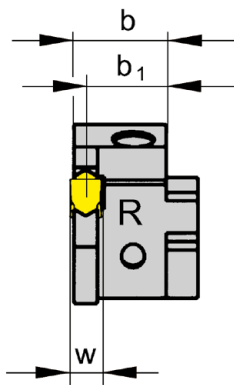
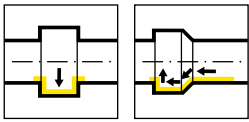
per cartucce BK224 con lubrorefrigerante

Pièces Détachées

Ricambi

Base de support Attacco Base	Vis de serrage Vite di serraggio	Tournevis TORX PLUS® Cacciavite TORX PLUS®
R/LB224...	030.0518.T20P	T20PQ





R = version à droite représentée
R = versione destra come in figura

L = version à gauche
L = versione sinistra

N° de commande Codice prodotto	D _{min}	t _{max}	b	b ₁	HWS	HMS
RBK224.0040.01	40	11	13,4	12,7	224018	B2241
RBK224.0040.02	40	11	13,35	12,45	224028	B2241
RBK224.0040.03	40	11	13,3	12,2	224038	B2241
RBK224.0040.04	40	11	13,15	11,7	224048	B2241
RBK224.0040.05	40	11	13,05	11,2	224058	B2241
RBK224.0040.06	40	11	12,95	10,7	224068	B2241
LBK224.0040.01	40	11	13,4	12,7	224018	B2242
LBK224.0040.02	40	11	13,35	12,45	224028	B2242
LBK224.0040.03	40	11	13,3	12,2	224038	B2242
LBK224.0040.04	40	11	13,15	11,7	224048	B2242
LBK224.0040.05	40	11	13,05	11,2	224058	B2242
LBK224.0040.06	40	11	12,95	10,7	224068	B2242

w voir plaquettes amovibles
w vd. inserti

La vis de serrage est vendue avec le base de support.
La vite di bloccaggio è fornita col portainserito base - non va ordinata separatamente.

Note:

pour base du support B224 sans arrosage interne

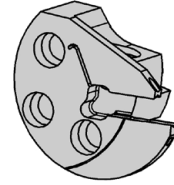
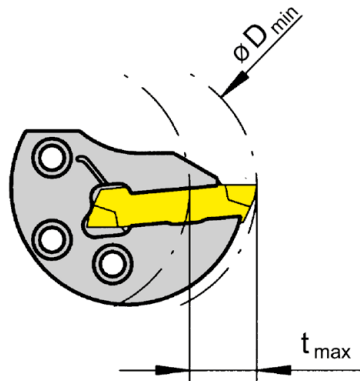
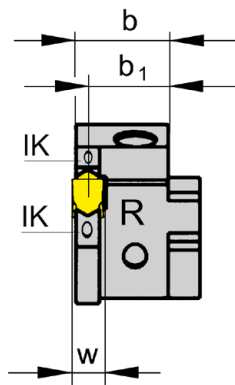
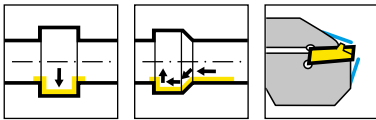
Nota:

per attacco base B224 senza lubrorefrigerante

Pièces Détachées

Ricambi

Cassette Cartuccia	Vis de serrage Vite di serraggio	Tournevis TORX PLUS® Cacciavite TORX PLUS®
R/LBK224...	5.13T20EP	T20PQ



R = version à droite représentée
R = versione destra come in figura

L = version à gauche
L = versione sinistra

N° de commande Codice prodotto	D _{min}	t _{max}	b	b ₁	HWS	HMS
RBK224.0040.01.IK	40	11	13,5	12,7	224018	B2241
RBK224.0040.02.IK	40	11	13,45	12,45	224028	B2241
RBK224.0040.03.IK	40	11	13,4	12,2	224038	B2241
RBK224.0040.04.IK	40	11	13,35	11,7	224048	B2241
RBK224.0040.05.IK	40	11	13,2	11,2	224058	B2241
RBK224.0040.06.IK	40	11	13,05	10,7	224068	B2241
LBK224.0040.01.IK	40	11	13,5	12,7	224018	B2242
LBK224.0040.02.IK	40	11	13,45	12,45	224028	B2242
LBK224.0040.03.IK	40	11	13,4	12,2	224038	B2242
LBK224.0040.04.IK	40	11	13,35	11,7	224048	B2242
LBK224.0040.05.IK	40	11	13,2	11,2	224058	B2242
LBK224.0040.06.IK	40	11	13,05	10,7	224068	B2242

w voir plaquettes amovibles
w vd. inserti

La vis de serrage est vendue avec le base de support.
La vite di bloccaggio è fornita col portainserito base - non va ordinata separatamente.

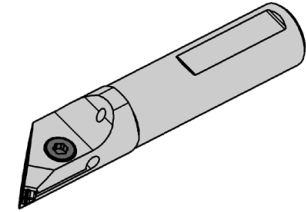
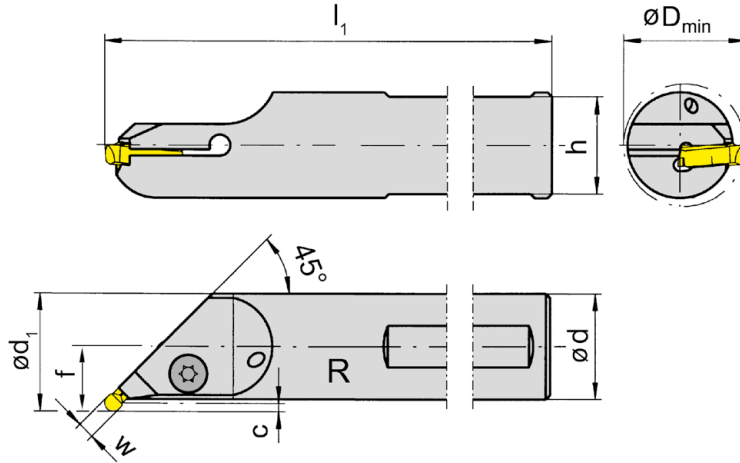
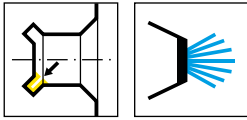
Note:
pour base du support B224 avec arrosage interne
Nota:
per attacco base B224 con lubrorefrigerante

Pièces Détachées

Ricambi

Cassette Cartuccia	Vis de serrage Vite di serraggio	Tournevis TORX PLUS® Cacciavite TORX PLUS®
R/LBK224...	5.13T20EP	T20PQ





R = version à droite représentée
R = versione destra come in figura

L = version à gauche
L = versione sinistra a specchio

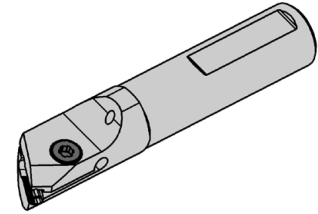
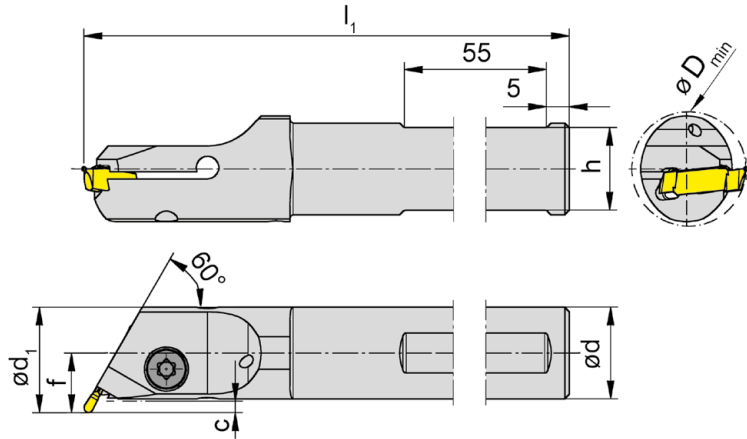
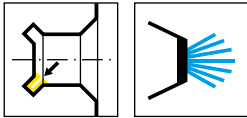
N° de commande Codice prodotto	d	h	l ₁	f	C	D _{min}	d ₁	Largueur de gorge Larghezza della gola	HWS
RB224.4520.0.02	20	18	130	13	2,5	25	23	2,0-2,8	224018 • 224028
RB224.4525.0.02	25	23	150	15,5	2,5	29	28	2,0-2,8	224018 • 224028
RB224.4532.0.02	32	30	150	19	2,5	36	35	2,0-2,8	224018 • 224028
RB224.4540.1.02	40	38	200	23	2,5	44	43	2,0-2,8	224018 • 224028
RB224.4520.0.04	20	18	130	13	2,5	25	23	2,8-4,4	224038 • 224048
RB224.4525.0.04	25	23	150	15,5	2,5	29	28	2,8-4,4	224038 • 224048
RB224.4532.0.04	32	30	150	19	2,5	36	35	2,8-4,4	224038 • 224048
RB224.4540.1.04	40	38	200	23	2,5	44	43	2,8-4,4	224038 • 224048
RB224.4520.0.06	20	18	130	13,5	3	25	23,5	4,4-6,1	224058 • 224068
RB224.4525.0.06	25	23	150	16	3	29,5	28,5	4,4-6,1	224058 • 224068
RB224.4532.0.06	32	30	150	19	3	36,5	35,5	4,4-6,1	224058 • 224068
LB224.4520.0.02	20	18	130	13	2,5	25	23	2,0-2,8	224018 • 224028
LB224.4525.0.02	25	23	150	15,5	2,5	29	28	2,0-2,8	224018 • 224028
LB224.4532.0.02	32	30	150	19	2,5	36	35	2,0-2,8	224018 • 224028
LB224.4540.1.02	40	38	200	23	2,5	44	43	2,0-2,8	224018 • 224028
LB224.4520.0.04	20	18	130	13	2,5	25	23	2,8-4,4	224038 • 224048
LB224.4525.0.04	25	23	150	15,5	2,5	29	28	2,8-4,4	224038 • 224048
LB224.4532.0.04	32	30	150	19	2,5	36	35	2,8-4,4	224038 • 224048
LB224.4540.1.04	40	38	200	23	2,5	44	43	2,8-4,4	224038 • 224048
LB224.4520.0.06	20	18	130	13,5	3	25	23,5	4,4-6,1	224058 • 224068
LB224.4525.0.06	25	23	150	16	3	29,5	28,5	4,4-6,1	224058 • 224068
LB224.4532.0.06	32	30	150	19	3	36,5	35,5	4,4-6,1	224058 • 224068

w voir plaquettes amovibles
w vd. inserti

Pièces Détachées

Ricambi

Porte outils Portainsero	Vis de serrage Vite di serraggio	Tournevis TORX PLUS® Cacciavite TORX PLUS®
R/LB224...	6.14T25P	T25PQ



R = version à droite représentée
R = versione destra come in figura

L = version à gauche
L = versione sinistra a specchio

N° de commande Codice prodotto	d	h	l ₁	f	C	D _{min}	d ₁	Larghezza de gorge Larghezza della gola	HWS
RB224.6020.0.02	20	18	150	13	2,5	25	23	2,0-2,8	224018 • 224028
RB224.6025.0.02	25	23	150	15,5	2,5	29	28	2,0-2,8	224018 • 224028
RB224.6032.0.02	32	30	150	19	2,5	36	35	2,0-2,8	224018 • 224028
RB224.6020.0.04	20	18	150	13	2,5	25	23	2,8-4,4	224038 • 224048
RB224.6032.0.04	32	30	150	19	2,5	36	35	2,8-4,4	224038 • 224048
RB224.6020.0.06	20	18	150	13,5	3	25	23,5	4,4-6,1	224058 • 224068
RB224.6032.0.06	32	30	150	19,5	3	36,5	35,5	4,4-6,1	224068
LB224.6020.0.02	20	18	150	13	2,5	25	23	2,0-2,8	224018 • 224028
LB224.6025.0.02	25	23	150	15,5	2,5	29	28	2,0-2,8	224018 • 224028
LB224.6032.0.02	32	30	150	19	2,5	36	35	2,0-2,8	224018 • 224028
LB224.6020.0.04	20	18	150	13	2,5	25	23	2,8-4,4	224038 • 224048
LB224.6025.0.04	25	23	150	15,5	2,5	29	28	2,8-4,4	224038 • 224048
LB224.6032.0.04	32	30	150	19	2,5	36	35	2,8-4,4	224038 • 224048
LB224.6020.0.06	20	18	150	13,5	3	25	23,5	4,4-6,1	224058 • 224068
LB224.6025.0.06	25	23	150	16	3	29,5	28,5	4,4-6,1	224058 • 224068
LB224.6032.0.06	32	30	150	19,5	3	36,5	35,5	4,4-6,1	224058 • 224068

Pièces Détachées
Ricambi

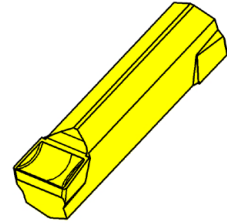
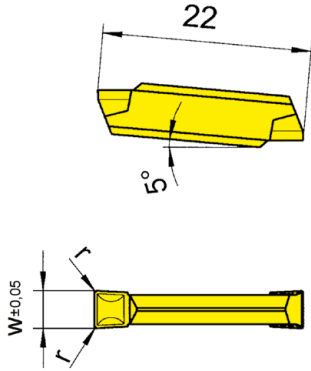
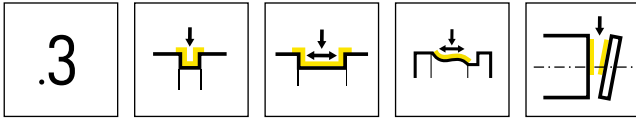
Porte outils Portainsero	Vis de serrage Vite di serraggio	Tournevis TORX PLUS® Cacciavite TORX PLUS®
R/LB224.6...	6.14T25P	T25PQ
LB224.6025.0...	6.14T25P	T25PQ



Plaquette amovible

Inserto

S224



Nuance
Leghe

▲ en stock
a stock

△ 4 semaines
4 settimane

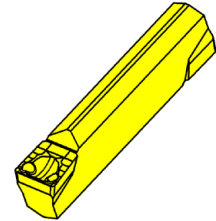
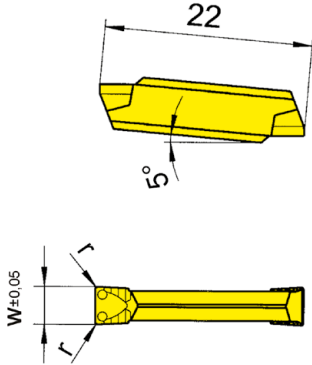
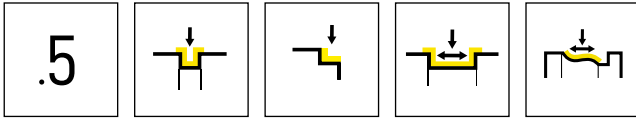
N° de commande Codice prodotto	w	r	HIS											
				AL96	AS62	AS66	H54	IG66	TC92	TF45	TI22	TI25	TN32	TN35
S224.0300.32	3	0,2	224038	▲	▲	▲	△	▲	▲	▲	△	▲	▲	▲
S224.0300.34	3	0,4	224038	▲	▲	▲	△	▲	▲	▲		▲	▲	▲
S224.0400.32	4	0,2	224048	△	▲	▲	△	▲	△	▲		▲	▲	▲
S224.0400.34	4	0,4	224048	▲	▲	▲	△	▲	▲	▲	△	▲	▲	▲
S224.0500.34	5	0,4	224058	▲	▲	▲	△	▲		▲	△	▲	▲	▲
S224.0500.38	5	0,8	224058	△	▲	▲	△	▲		▲		▲	△	△
S224.0600.34	6	0,4	224068	△	▲	▲	△	▲	△	▲		▲	▲	▲
S224.0600.38	6	0,8	224068	△	▲	▲	△	▲	△	▲		△		▲
P				●	●	●	●	●	●	●	●	●	●	●
M				-	-	○	●	●	-	●	-	●	-	●
K				●	-	●	-	-	-	●	-	●	-	●
N				●	-	●	-	-	-	●	-	●	-	●
S				-	-	○	-	○	-	●	-	●	-	●
H				-	-	-	-	-	-	-	-	-	-	-

G

Plaquette amovible

Inserto

S224



Nuance
Leghe

▲ en stock
a stock

Δ 4 semaines
4 settimane

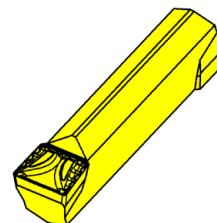
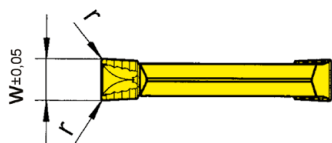
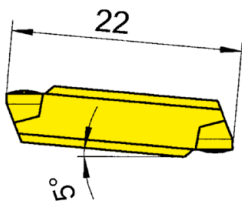
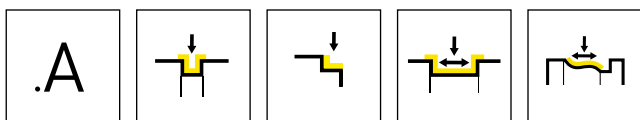
N° de commande Codice prodotto	w	r	HIS													
				AL96	AS62	AS66	EG56	H54	IG66	TC92	TF45	TI25	TN32	TN35		
S224.0200.52	2	0,2	224018		▲	▲	▲		▲							
S224.0250.52	2,5	0,2	224028		▲	▲	▲		▲							
S224.0300.52	3	0,2	224038	Δ	▲	▲	▲	Δ	▲	▲	▲	▲	▲	▲	▲	▲
S224.0300.54	3	0,4	224038	▲	▲	▲	▲	Δ	▲	▲	▲	▲	▲	▲	▲	▲
S224.0400.52	4	0,2	224048	▲	▲	▲	▲	Δ	▲	Δ	▲	▲	▲	▲	▲	▲
S224.0400.54	4	0,4	224048	▲	▲	▲	▲	Δ	▲	▲	▲	▲	▲	▲	▲	▲
S224.0500.54	5	0,4	224058	Δ	▲	▲	▲	Δ	▲	▲	▲	▲	▲	▲	▲	▲
S224.0500.58	5	0,8	224058	Δ	▲	▲	Δ	Δ	▲		Δ	▲	▲	Δ	Δ	Δ
S224.0600.54	6	0,4	224068	Δ	▲	▲	▲	Δ	▲		▲	▲	▲	Δ	▲	▲
S224.0600.58	6	0,8	224068	Δ	▲	▲	Δ	Δ	▲	Δ	Δ	Δ	Δ	Δ	Δ	Δ
P				●	●	●	●	●	●	●	●	●	●	●	●	●
M				-	-	○	○	●	●	-	●	●	-	-	●	
K				●	-	●	○	-	-	-	●	●	-	-	●	
N				●	-	●	-	-	-	-	●	●	-	-	●	
S				-	-	○	-	-	○	-	●	●	-	-	●	
H				-	-	-	-	-	-	-	-	-	-	-	-	



Plaquette amovible

Inserto

S224



Nuance
Leghe

▲ en stock
a stock

△ 4 semaines
4 settimane

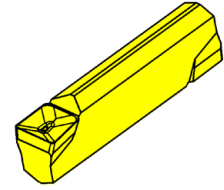
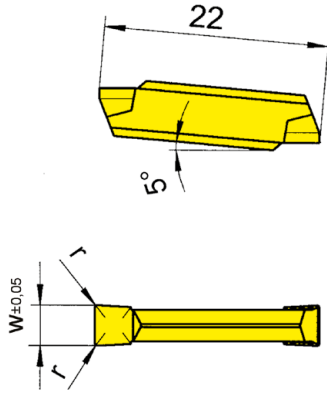
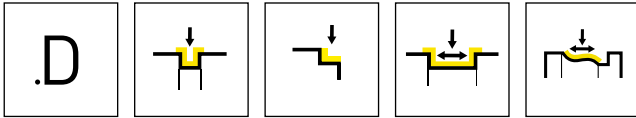
N° de commande Codice prodotto	w	r	HIS										
				AL96	AS62	AS65	IG66	TC92	TF45	TI22	TI25	TN32	TN35
S224.0300.A2	3	0,2	224038	▲	▲		△		▲	△	▲	△	▲
S224.0300.A4	3	0,4	224038	△	▲			△	▲	△	▲	▲	▲
S224.0400.A2	4	0,2	224048	△	▲			△	△	△	▲	△	▲
S224.0400.A4	4	0,4	224048		▲	▲		△	▲	△	▲	△	▲
S224.0500.A4	5	0,4	224058	△	▲				▲		▲	▲	▲
S224.0500.A8	5	0,8	224058	△	▲			△	△		△	▲	△
S224.0600.A4	6	0,4	224068	△	▲			△	△		▲		▲
S224.0600.A8	6	0,8	224068	△	▲			△	△		△	△	▲
P				●	●	●	●	●	●	●	●	●	●
M				-	-	○	●	-	●	-	●	-	●
K				●	-	○	-	-	●	-	●	-	●
N				●	-	-	-	-	●	-	●	-	●
S				-	-	-	○	-	●	-	●	-	●
H				-	-	-	-	-	-	-	-	-	-

G

Plaquette amovible

Inserto

S224



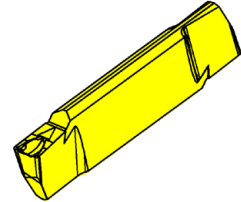
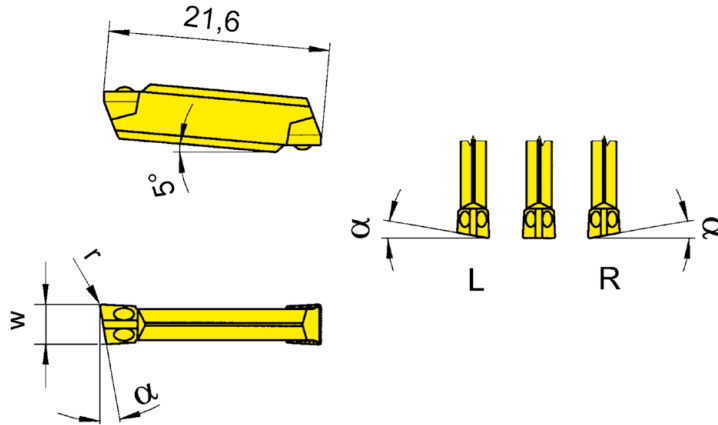
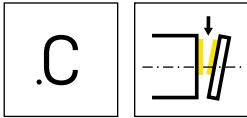
Nuance
Leghe

▲ en stock
a stock

Δ 4 semaines
4 settimane

N° de commande Codice prodotto	w	r	HIS								
				H54	IG66	TF45	TF46	TI22	TI25	TN32	TN35
S224.0200.D2	2	0,2	224018	▲	▲	▲	▲		▲	▲	▲
S224.0200.D2.G	2	0,2	224018		▲		▲	▲		▲	▲
S224.0250.D2	2,5	0,2	224028	Δ	▲	▲	▲		▲	▲	▲
S224.0250.D2.G	2,5	0,2	224028		▲		▲	▲		▲	▲
S224.0300.D2	3	0,2	224038	▲	▲	▲	▲		▲	▲	▲
S224.0300.D2.G	3	0,2	224038		▲	▲	▲	▲		▲	▲
S224.0400.D2	4	0,2	224048	Δ	▲	▲	▲		▲	▲	▲
S224.0400.D2.G	4	0,2	224048		▲		▲	▲		▲	▲
P				●	●	●	●	●	●	●	●
M				●	●	●	○	-	●	-	●
K				-	-	●	●	-	●	-	●
N				-	-	●	●	-	●	-	●
S				-	○	●	○	-	●	-	●
H				-	-	-	-	-	-	-	-





R = version à droite représentée
R = versione destra come in figura

L = version à gauche
L = versione sinistra a specchio

▲ en stock
a stock

Δ 4 semaines
4 settimane

Nuance
Leghe

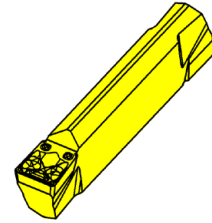
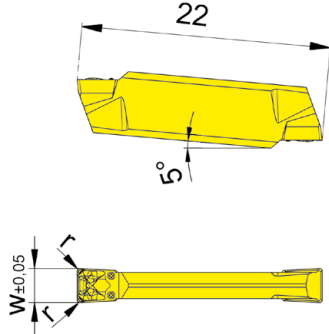
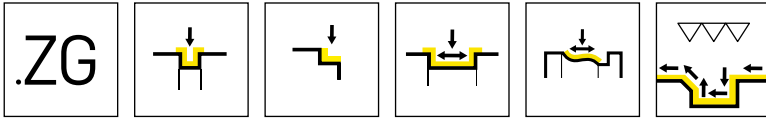
N° de commande Codice prodotto	w	r	α	HIS	TC92	TF45	TI25	TN35
RS224.0520.C1	2	0,15	5°	224018	Δ	▲		▲
RS224.0820.C1	2	0,15	8°	224018	Δ	▲		Δ
RS224.1520.C1	2	0,15	15°	224018	Δ	▲		▲
RS224.0525.C1	2,5	0,15	5°	224028	Δ	▲		Δ
RS224.0825.C1	2,5	0,15	8°	224028	Δ	▲		Δ
RS224.0530.C1	3	0,15	5°	224038	Δ	▲		▲
RS224.0830.C1	3	0,15	8°	224038	Δ	▲		▲
LS224.0520.C1	2	0,15	5°	224018	Δ	▲		▲
LS224.0820.C1	2	0,15	8°	224018	Δ	▲		Δ
LS224.1520.C1	2	0,15	15°	224018	Δ	▲		▲
LS224.0525.C1	2,5	0,15	5°	224028	Δ	▲		Δ
LS224.0825.C1	2,5	0,15	8°	224028	Δ	▲		Δ
LS224.0530.C1	3	0,15	5°	224038	Δ	▲		▲
LS224.0830.C1	3	0,15	8°	224038	Δ	▲		▲
S224.0020.C1	2	0,15	0°	224018	▲	▲	▲	▲
S224.0025.C1	2,5	0,15	0°	224028	Δ	▲	▲	▲
S224.0030.C1	3	0,15	0°	224038	Δ	▲	▲	▲

P	●	●	●	●
M	-	●	●	●
K	-	●	●	●
N	-	●	●	●
S	-	●	●	●
H	-	-	-	-

Plaquette amovible

Inserto

S224



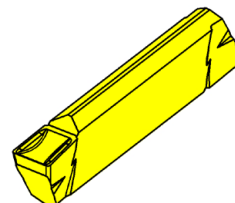
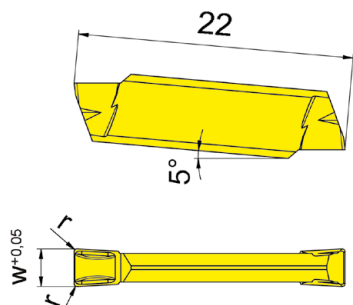
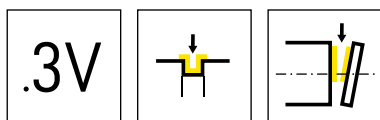
Nuance
Leghe

▲ en stock
a stock

Δ 4 semaines
4 settimane

N° de commande Codice prodotto	w	r	HIS	ALXT	IG6T
S224.0300.ZG2	3	0,2	224038	▲	▲
S224.0400.ZG4	4	0,4	224048	▲	▲
				P ● ●	
				M o ●	
				K - -	
				N - -	
				S - o	
				H - -	





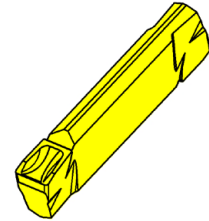
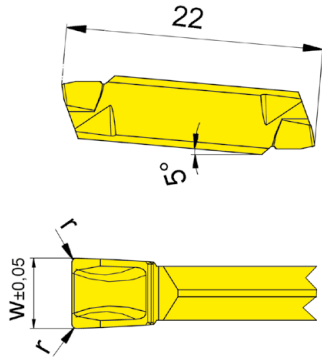
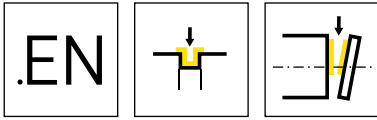
▲ en stock
a stock

▲ Nuance
Leghe

Δ 4 semaines
4 settimane

N° de commande Codice prodotto	w	r	HIS	Nuance Leghe		
				AS45	HP65	IG35
S224.0200.3V2	2	0,2	224018	▲	▲	▲
S224.0250.3V2	2,5	0,2	224028	▲	▲	▲
S224.0300.3V2	3	0,2	224038	▲	▲	▲
S224.0400.3V3	4	0,3	224048	▲	▲	▲
P	●	●	-			
M	●	●	●			
K	●	●	-			
N	o	o	-			
S	●	●	●			
H	-	-	-			

G



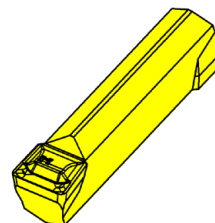
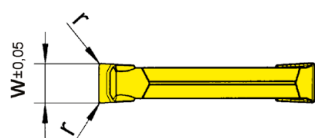
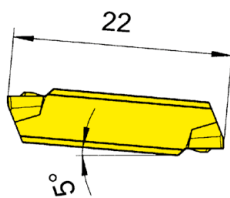
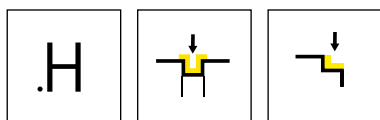
▲ en stock
a stock

△ 4 semaines
4 settimane

Nuance
Leghe

N° de commande Codice prodotto	w	r	HIS	AS62	AS65	IG66
S224.0200.EN2	2	0,2	224018	▲		
S224.0250.EN2	2,5	0,2	224028	▲		
S224.0300.EN2	3	0,2	224038	▲	▲	▲
P	●	●	●			
M	-	o	●			
K	-	o	-			
N	-	-	-			
S	-	-	o			
H	-	-	-			





Nuance
Leghe

▲ en stock
a stock

Δ 4 semaines
4 settimane

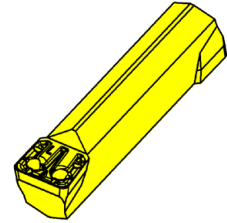
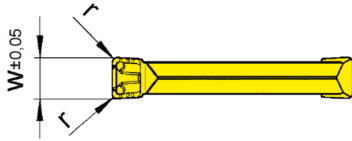
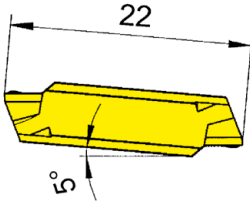
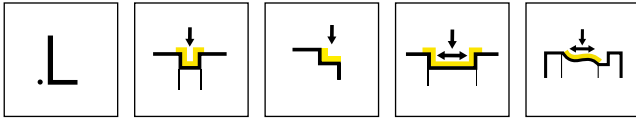
N° de commande Codice prodotto	w	r	HIS	AL96	IG66	TF42
S224.0300.H4	3	0,4	224038	▲	Δ	▲
S224.0400.H4	4	0,4	224048	Δ	Δ	▲
S224.0500.H6	5	0,6	224058	▲	Δ	▲
S224.0500.H8	5	0,8	224058	Δ	Δ	
S224.0600.H6	6	0,6	224068			Δ
S224.0600.H8	6	0,8	224068			Δ
P	●	●	●			
M	-	●	-			
K	●	-	-			
N	●	-	-			
S	-	○	-			
H	-	-	-			

G

Plaquette amovible

Inserto

S224



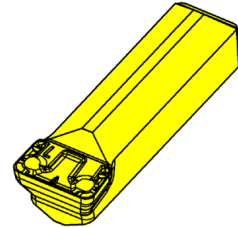
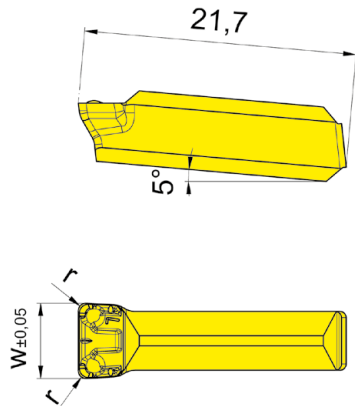
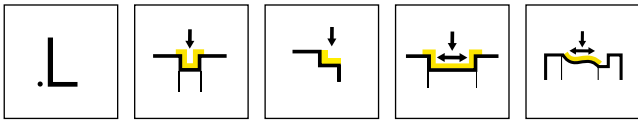
Nuance
Leghe

▲ en stock
a stock

△ 4 semaines
4 settimane

N° de commande Codice prodotto	w	r	HIS	AL96	AS62	AS65	AS66	ASG6	IG66	TF42	TI22
S224.0300.L4	3	0,4	224038		▲	▲		▲	▲		
S224.0400.L4	4	0,4	224048	▲	▲		▲	▲	▲	▲	▲
S224.0500.L4	5	0,4	224058	▲	▲		▲	△	▲	▲	▲
S224.0500.L6	5	0,6	224058	△	▲		▲	△	▲	▲	▲
S224.0600.L4	6	0,4	224068	△	▲				▲	▲	▲
S224.0600.L6	6	0,6	224068	▲	▲			△	▲	△	▲
P	●	●	●	●	●	●	●	●	●	●	●
M	-	-	○	○	○	○	○	○	○	-	-
K	●	-	○	○	○	○	○	○	-	-	-
N	●	-	-	●	-	-	-	-	-	-	-
S	-	-	-	○	-	○	-	○	-	-	-
H	-	-	-	-	-	-	-	-	-	-	-





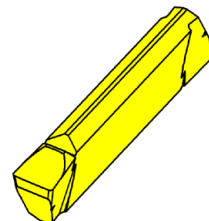
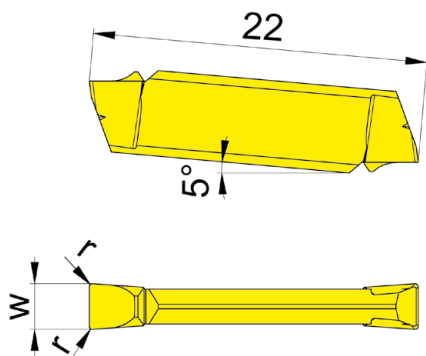
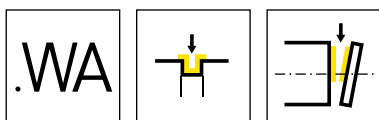
▲ en stock
a stock

△ 4 semaines
4 settimane

Nuance
Leghe

N° de commande Codice prodotto	w	r	HIS	Nuance Leghe		
				AS42	AS46	IG66
S124.0600.L6	6	0,6	224068	▲	▲	△
P	●	○	●			
M	●	○	●			
K	●	●	-			
N	●	○	-			
S	●	○	○			
H	-	-	-			

G



▲ en stock
a stock

▲ Nuance
Leghe

Δ 4 semaines
4 settimane

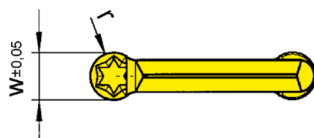
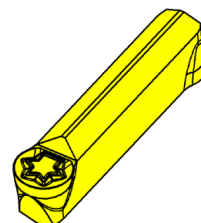
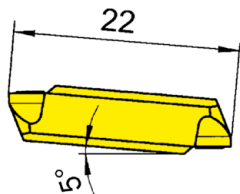
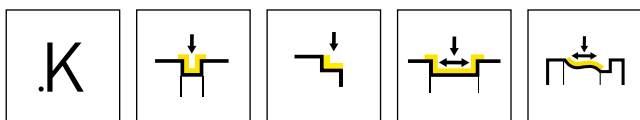
N° de commande Codice prodotto	w	r	HIS	K10	DD26
S224.0200.WA2	2	0,2	224018	▲	▲
S224.0300.WA2	3	0,2	224038	▲	▲
				P ● -	
				M ○ -	
				K ● -	
				N ● ●	
				S ○ ○	
				H - -	



Plaquette amovible

Inserto

S224



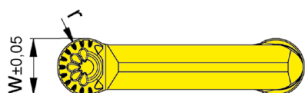
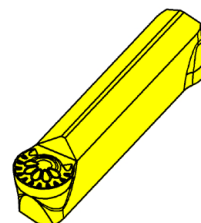
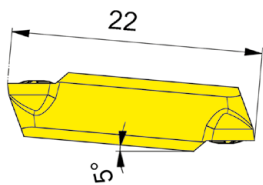
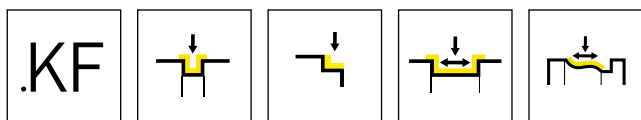
Nuance
Leghe

▲ en stock
a stock

Δ 4 semaines
4 settimane

N° de commande Codice prodotto	w	r	HIS	P20	AL96	AS62	AS66	IG66	TC92	TF42	TN32	TN35
				▲	▲	▲	▲	▲	▲	▲	▲	▲
S224.0010.K2	2	1	224018	Δ	▲	▲	▲	▲	▲	▲	▲	▲
S224.0015.K3	3	1,5	224038	Δ	▲	▲	▲	▲	▲	▲	▲	▲
S224.0020.K4	4	2	224048	Δ	▲	▲	▲	▲	▲	▲	▲	▲
S224.0025.K5	5	2,5	224058	Δ	▲	▲	▲	▲	Δ	▲	▲	▲
S224.0030.K6	6	3	224068	Δ	▲	▲	▲	▲	▲	▲	▲	▲
P	●	●	●	●	●	●	●	●	●	●	●	●
M	-	-	-	O	●	-	-	-	-	-	-	●
K	-	●	-	●	-	-	-	-	-	-	-	●
N	-	●	-	●	-	-	-	-	-	-	-	●
S	-	-	-	O	O	-	-	-	-	-	-	●
H	-	-	-	-	-	-	-	-	-	-	-	-

G



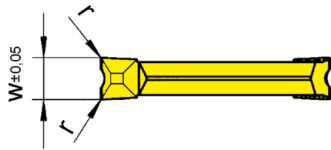
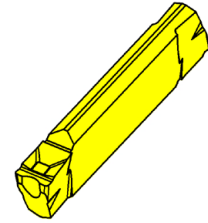
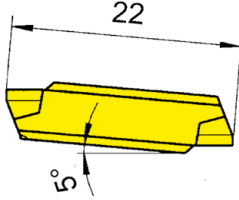
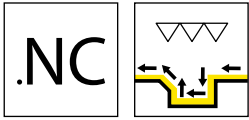
Nuance
Leghe

▲ en stock
a stock

Δ 4 semaines
4 settimane

N° de commande Codice prodotto	w	r	HIS	AS62	AS66	EG55	IG66	TA42
S224.0010.KF2	2	1	224018		▲	▲		
S224.0015.KF3	3	1,5	224038		▲		▲	
S224.0020.KF4	4	2	224048		▲		▲	Δ
S224.0025.KF5	5	2,5	224058	Δ	▲		▲	
S224.0030.KF6	6	3	224068		▲		▲	
P	●	●	●	●	●	●	●	●
M	-	○	○	●	-	-	-	-
K	-	●	○	-	-	-	-	-
N	-	●	-	-	-	-	-	-
S	-	○	-	○	-	-	-	-
H	-	-	-	-	-	-	-	-





▲ en stock
a stock

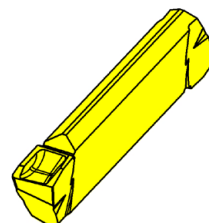
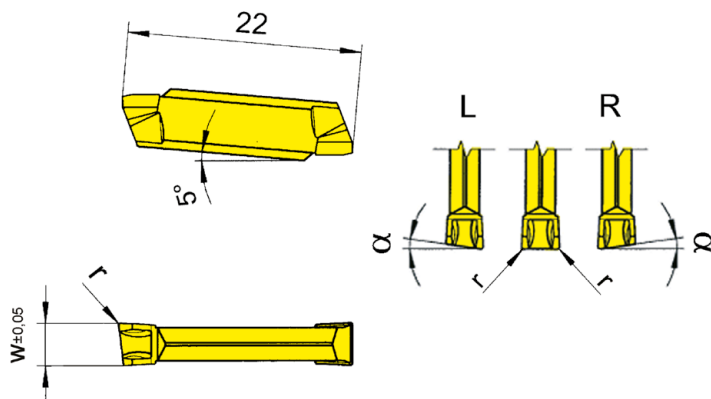
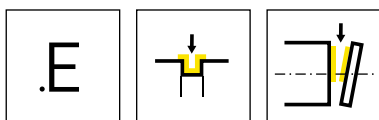
Δ 4 semaines
4 settimane

Nuance
Leghe

N° de commande Codice prodotto	w	r	w _x	HIS	TF46	TI22	TI25	TI26
S224.NC25.D2	2,5	0,2	3,6	224028	Δ	▲	▲	▲
S224.NC30.D2	3	0,2	4,5	224038	Δ	▲	▲	▲
					P	●	●	●
					M	○	-	○
					K	●	-	●
					N	●	-	●
					S	○	-	○
					H	-	-	-

w_x = largeur de gorge - R(droite) - R(gauche)
w_x = larghezza gola - R(destro) - R(sinistro)

G



R = version à droite représentée
R = versione destra come in figura

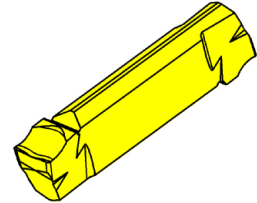
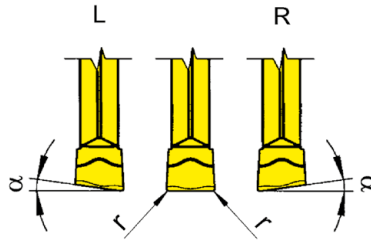
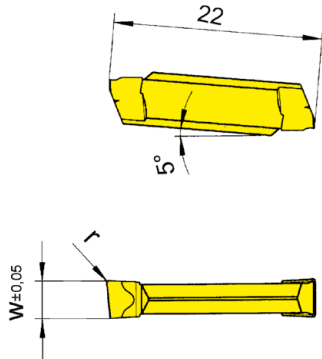
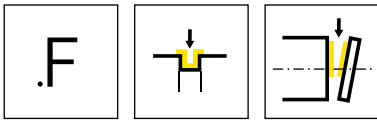
L = version à gauche
L = versione sinistra a specchio

▲ en stock
a stock

Nuance
Leghe
Δ 4 semaines
4 settimane

N° de commande Codice prodotto	w	r	α	HIS													
					AL96	AS62	TA43	TC92	TC93	TF43	TF45	TI22	TI25	TN32	TN35		
RS224.0520.E2	2	0,2	5°	224018		▲		Δ	Δ	Δ							
RS224.0525.E2	2,5	0,2	5°	224028		▲		Δ	Δ	Δ	Δ						
RS224.0530.E2	3	0,2	5°	224038		▲		Δ	Δ	Δ	▲						
LS224.0520.E2	2	0,2	5°	224018		▲		Δ	Δ	Δ	Δ						
LS224.0525.E2	2,5	0,2	5°	224028		Δ		Δ	Δ	Δ	Δ						
LS224.0530.E2	3	0,2	5°	224038		▲		Δ			▲						
S224.0200.E2	2	0,2	0°	224018		▲		Δ		▲	▲						
S224.0250.E2	2,5	0,2	0°	224028		▲		Δ	Δ	▲	▲						
S224.0300.E2	3	0,2	0°	224038	Δ	▲	Δ	Δ	Δ	▲	▲	▲		▲	Δ	Δ	Δ
S224.0300.E4	3	0,4	-	224038	Δ	▲		Δ	Δ	Δ	▲			Δ	Δ	Δ	Δ
S224.0400.E2	4	0,2	0°	224048	Δ	▲		Δ	Δ	Δ	▲			Δ	Δ	Δ	Δ
S224.0400.E4	4	0,4	-	224048	Δ	▲		Δ	Δ	Δ	▲			Δ	Δ	Δ	Δ
P	●	●	●	●	●	●	●	●	●	●	●	●	●	●	●	●	●
M	-	-	-	-	-	-	-	-	-	-	●	-	●	-	-	-	●
K	●	-	-	-	-	-	-	-	-	-	●	-	●	-	-	-	●
N	●	-	-	-	-	-	-	-	-	-	●	-	●	-	-	-	●
S	-	-	-	-	-	-	-	-	-	-	●	-	●	-	-	-	●
H	-	-	-	-	-	-	-	-	-	-	-	-	-	-	-	-	-





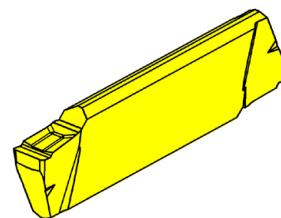
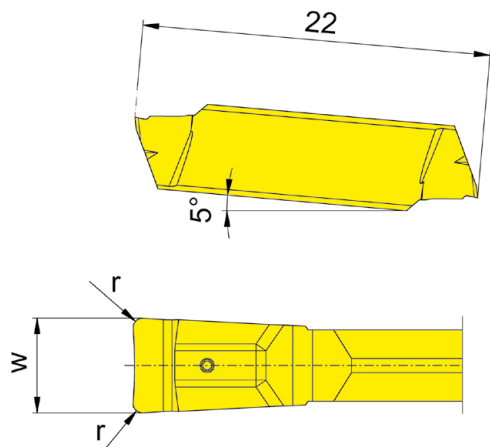
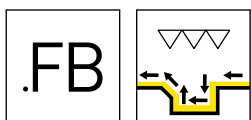
Nuance
Leghe

▲ en stock
a stock

Δ 4 semaines
4 settimane

N° de commande Codice prodotto	w	r	α	HIS	AL96	TA43	TF42	TF43	TF45	TF46	TI22	TI25	TN32
RS224.0520.F2	2	0,2	5°	224018					▲	▲			
RS224.0525.F2	2,5	0,2	5°	224028				▲	▲				
RS224.0530.F2	3	0,2	5°	224038				▲	▲		Δ		
LS224.0520.F2	2	0,2	5°	224018					▲	Δ			
LS224.0525.F2	2,5	0,2	5°	224028					▲				
LS224.0530.F2	3	0,2	5°	224038				Δ	▲				
S224.0200.F2	2	0,2	0°	224018	Δ		Δ	▲	▲	▲	▲	▲	Δ
S224.0250.F2	2,5	0,2	0°	224028	Δ		Δ	Δ	▲	Δ	Δ	Δ	Δ
S224.0300.F2	3	0,2	0°	224038	Δ	Δ		▲	▲		Δ	▲	Δ
S224.0400.F2	4	0,2	0°	224048	Δ		Δ		▲		▲	Δ	Δ
P					●	●	●	●	●	●	●	●	●
M					-	-	-	-	●	○	-	●	-
K					●	-	-	-	●	●	-	●	-
N					●	-	-	-	●	●	-	●	-
S					-	-	-	-	●	○	-	●	-
H					-	-	-	-	-	-	-	-	-

G



Nuance
Leghe
▲ en stock
a stock
Δ 4 semaines
4 settimane

N° de commande Codice prodotto	w	r	HIS	IG6T	H20
S224.FB20.02	2	0,2	224018	Δ	▲
S224.FB30.02	3	0,2	224038	Δ	▲
				P ● ●	
				M ● ○	
				K - -	
				N - -	
				S ○ -	
				H - -	

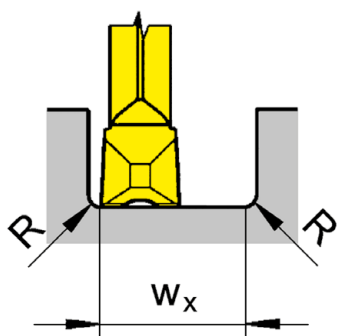
Calcul de la plus petite largeur de gorge possible w_x
Calcolo della larghezza di gola w_x più basso possibile

Exemple S224.FB20.02
Esempio


$$w_x = 2 \times \text{Largeur de gorge} / \text{Larghezza della gola } w - 2 \times \text{Rayon d'angles plaque} / \text{Spigolo raggiato inserto } r$$

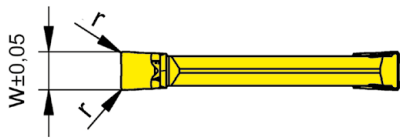
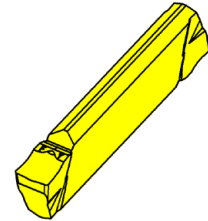
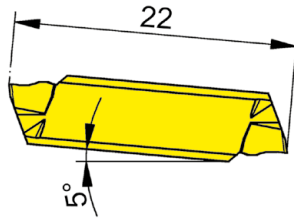
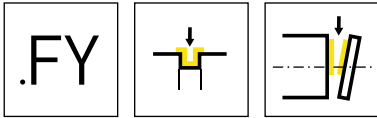
$$w_x = 2 \times 2 \text{ mm} - 2 \times 0,2 \text{ mm}$$

$$w_x = 3,6 \text{ mm}$$



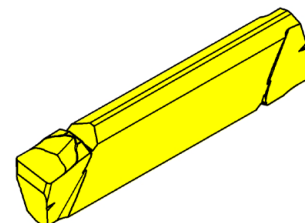
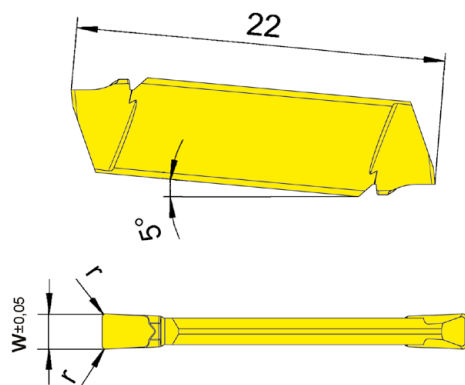
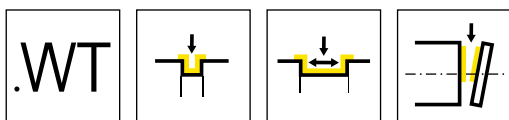
Déroulement du processus
Percorso di lavoro





Nuance
Leghe
▲ en stock
a stock
Δ 4 semaines
4 settimane

N° de commande Codice prodotto	w	r	HIS	Nuance			
				HP65	IG35	PH35	TI25
S224.0200.FY2	2	0,2	224018	▲	▲	Δ	▲
S224.0250.FY2	2,5	0,2	224028	▲	▲	Δ	▲
S224.0300.FY2	3	0,2	224038	▲	▲	Δ	▲
				P	●	-	●
				M	●	●	●
				K	●	-	●
				N	○	-	●
				S	●	●	●
				H	-	-	-



Nuance
Leghe

▲ en stock
a stock

Δ 4 semaines
4 settimane

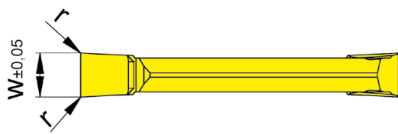
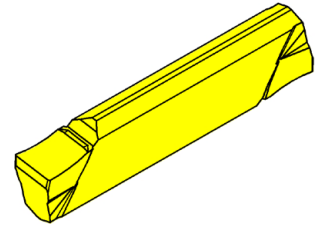
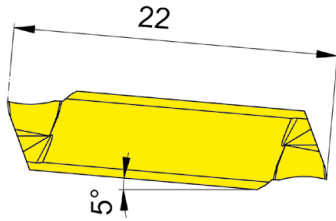
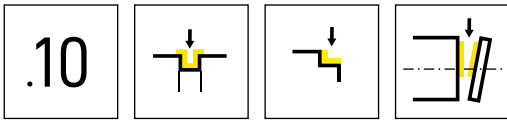
N° de commande Codice prodotto	w	r	HIS	IG35
S224.0200.WT2	2	0,2	224018	▲
S224.0250.WT2	2,5	0,2	224028	▲
S224.0300.WT2	3	0,2	224038	▲
				P -
				M ●
				K -
				N -
				S ●
				H -



Plaquette amovible

Inserto

S224



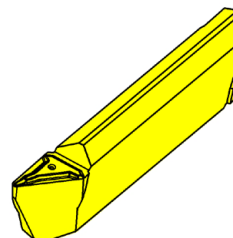
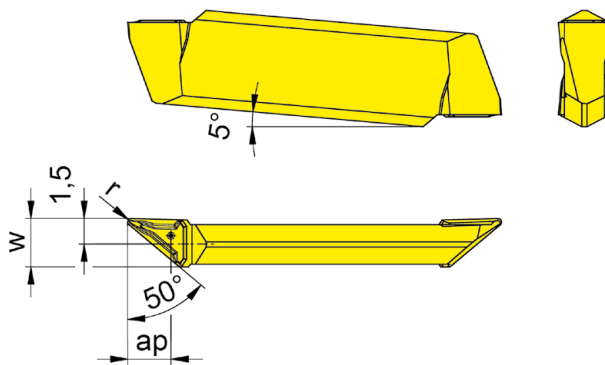
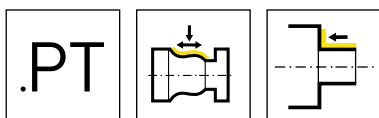
Nuance
Leghe

▲ en stock
a stock

Δ 4 semaines
4 settimane

N° de commande Codice prodotto	w	r	HIS	EG35	IG66
S224.0200.10	2	0,05	224028	▲	Δ
S224.0250.10	2,5	0,1	224028	▲	Δ
S224.0300.10	3	0,1	224038	▲	Δ
				P ● ●	
				M ● ●	
				K ○ -	
				N - -	
				S - ○	
				H - -	





R = version à droite représentée
R = versione destra come in figura

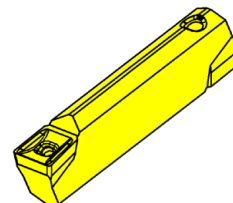
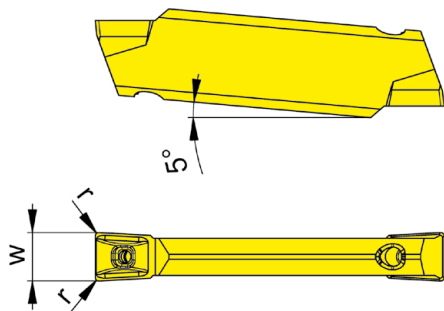
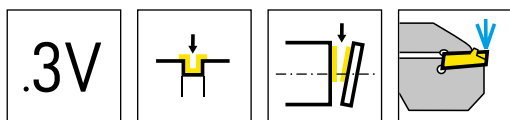
L = version à gauche
L = versione sinistra a specchio

▲ en stock
a stock

Nuance
Leghe
Δ 4 semaines
4 settimane

N° de commande Codice prodotto	w	r	a _p	HIS	Nuance Leghe	
					EG55	IG35
RS224.5028.PT2	2,8	0,2	2,5	224038	▲	▲
RS224.5029.PT4	2,9	0,4	2,5	224038	▲	▲
LS224.5028.PT2	2,8	0,2	2,5	224038	▲	▲
LS224.5029.PT4	2,9	0,4	2,5	224038	▲	▲
pour le porte outil H224.1...6.03.IK per portainsero H224.1...6.03.IK					P	● -
					M	○ ●
					K	○ -
					N	- -
					S	- ●
					H	- -





Nuance
Leghe
▲ en stock
a stock
Δ 4 semaines
4 settimane

N° de commande Codice prodotto	w	r	HIS	Nuance	
				HP65	IG35
S224.0300.3V2.IK	3	0,2	224039	▲	▲
P	●	-			
M	●	●			
K	●	-			
N	○	-			
S	●	●			
H	-	-			

G

229/259



H

Porte outils et plaquettes

Largeur de gorge 2,5 - 10 mm

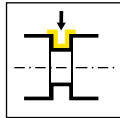
Portainserito e inserti

Larghezza della gola 2,5 - 10 mm

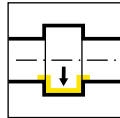
Géométries et avances
Geometrie e avanzamenti

Page/Pag.
210-213

Base de support
Attacco Base
210/218/B229

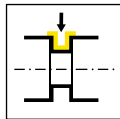


Page/Pag.
214, 217,
219-220

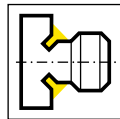


Page/Pag.
242-243

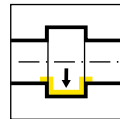
Porte outils
Portainsero
210/218/226/219
225/213/214/H259



Page/Pag.
215-216, 218,
221-233, 272

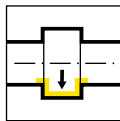


Page/Pag.
234

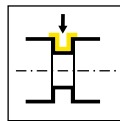


Page/Pag.
235-241

Cassette
Cartuccia
BK229/050

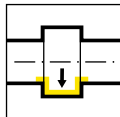


Page/Pag.
244-245



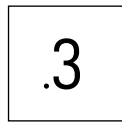
Page/Pag.
247

Cartouche
Cartuccia
257



Page/Pag.
246


Plaquette amovible
Inserto
S229/229/259




Page/Pag.
248, 264, 269



Page/Pag.
249




Page/Pag.
250



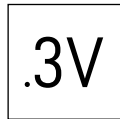
Page/Pag.
251



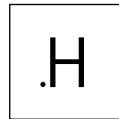
Page/Pag.
252



Page/Pag.
253



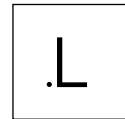
Page/Pag.
254



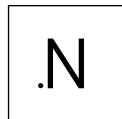
Page/Pag.
255



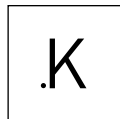
Page/Pag.
256



Page/Pag.
257-258



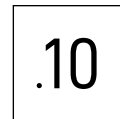
Page/Pag.
259



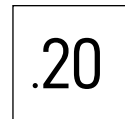
Page/Pag.
260



Page/Pag.
261



Page/Pag.
262



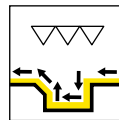
Page/Pag.
263



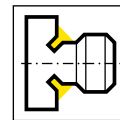
Page/Pag.
265




Page/Pag.
266



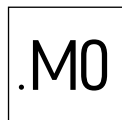
Page/Pag.
267



Page/Pag.
268



Page/Pag.
270-271



Page/Pag.
273



Géométrie Geometria	Matière Materiale	Avance f [mm/trs] Avanzamento f [mm/giro]	Usinage Lavorazione						
	<table border="1"> <tr> <td>P</td> <td>M</td> <td>K</td> </tr> <tr> <td>N</td> <td>S</td> <td>H</td> </tr> </table>	P	M	K	N	S	H	<p>↓ 0,15-0,25</p> <p>↔ 0,15-0,40</p>	
P	M	K							
N	S	H							
	<table border="1"> <tr> <td>P</td> <td>M</td> <td>K</td> </tr> <tr> <td>N</td> <td>S</td> <td>H</td> </tr> </table>	P	M	K	N	S	H	<p>↓ 0,10-0,45</p> <p>↔ 0,15-0,60</p>	
P	M	K							
N	S	H							
	<table border="1"> <tr> <td>P</td> <td>M</td> <td>K</td> </tr> <tr> <td>N</td> <td>S</td> <td>H</td> </tr> </table>	P	M	K	N	S	H	<p>↓ 0,05-0,30</p> <p>↔ 0,10-0,30</p>	
P	M	K							
N	S	H							
	<table border="1"> <tr> <td>P</td> <td>M</td> <td>K</td> </tr> <tr> <td>N</td> <td>S</td> <td>H</td> </tr> </table>	P	M	K	N	S	H	<p>↓ 0,08-0,30</p>	
P	M	K							
N	S	H							
	<table border="1"> <tr> <td>P</td> <td>M</td> <td>K</td> </tr> <tr> <td>N</td> <td>S</td> <td>H</td> </tr> </table>	P	M	K	N	S	H	<p>↓ 0,03-0,15</p>	
P	M	K							
N	S	H							

H

Géométrie Geometria	Matière Materiale	Avance f [mm/trs] Avanzamento f [mm/giro]	Usinage Lavorazione						
	<table border="1"> <tr> <td>P</td> <td>M</td> <td>K</td> </tr> <tr> <td>N</td> <td>S</td> <td>H</td> </tr> </table>	P	M	K	N	S	H	<p>↓ 0,03-0,15</p>	
P	M	K							
N	S	H							
	<table border="1"> <tr> <td>P</td> <td>M</td> <td>K</td> </tr> <tr> <td>N</td> <td>S</td> <td>H</td> </tr> </table>	P	M	K	N	S	H	<p>↓ 0,05-0,20</p>	
P	M	K							
N	S	H							
	<table border="1"> <tr> <td>P</td> <td>M</td> <td>K</td> </tr> <tr> <td>N</td> <td>S</td> <td>H</td> </tr> </table>	P	M	K	N	S	H	<p>↓ 0,15-0,25 ↔ 0,10-0,25</p>	
P	M	K							
N	S	H							
	<table border="1"> <tr> <td>P</td> <td>M</td> <td>K</td> </tr> <tr> <td>N</td> <td>S</td> <td>H</td> </tr> </table>	P	M	K	N	S	H	<p>↓ 0,20-0,30</p>	
P	M	K							
N	S	H							
	<table border="1"> <tr> <td>P</td> <td>M</td> <td>K</td> </tr> <tr> <td>N</td> <td>S</td> <td>H</td> </tr> </table>	P	M	K	N	S	H	<p>↓ 0,10-0,22 ↔ 0,05-0,20</p>	
P	M	K							
N	S	H							

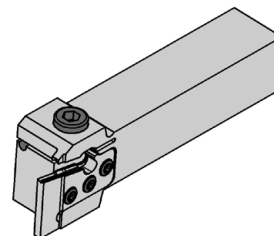
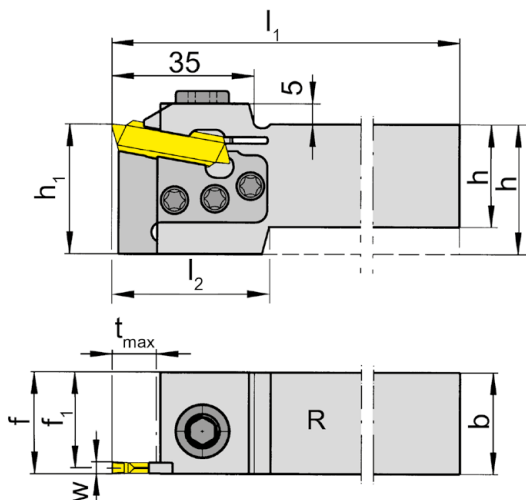
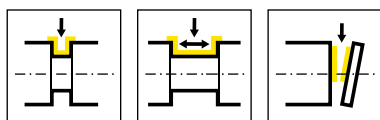


Géométrie Geometria	Matière Materiale	Avance f [mm/trs] Avanzamento f [mm/giro]	Usinage Lavorazione						
	<table border="1"> <tr> <td>P</td> <td>M</td> <td>K</td> </tr> <tr> <td>N</td> <td>S</td> <td>H</td> </tr> </table>	P	M	K	N	S	H	<p>↓ 0,05-0,25</p> <p>↔ 0,05-0,25</p>	
P	M	K							
N	S	H							
	<table border="1"> <tr> <td>P</td> <td>M</td> <td>K</td> </tr> <tr> <td>N</td> <td>S</td> <td>H</td> </tr> </table>	P	M	K	N	S	H	<p>↓ 0,05-0,25</p> <p>↔ 0,05-0,25</p>	
P	M	K							
N	S	H							
	<table border="1"> <tr> <td>P</td> <td>M</td> <td>K</td> </tr> <tr> <td>N</td> <td>S</td> <td>H</td> </tr> </table>	P	M	K	N	S	H	<p>↓ 0,10-0,45</p> <p>↔ 0,05-0,25</p>	
P	M	K							
N	S	H							
	<table border="1"> <tr> <td>P</td> <td>M</td> <td>K</td> </tr> <tr> <td>N</td> <td>S</td> <td>H</td> </tr> </table>	P	M	K	N	S	H	<p>↓ 0,05-0,15</p>	
P	M	K							
N	S	H							
	<table border="1"> <tr> <td>P</td> <td>M</td> <td>K</td> </tr> <tr> <td>N</td> <td>S</td> <td>H</td> </tr> </table>	P	M	K	N	S	H	<p>↓ 0,07-0,25</p>	
P	M	K							
N	S	H							

H

Géométrie Geometria	Matière Materiale	Avance f [mm/trs] Avanzamento f [mm/giro]	Usinage Lavorazione						
	<table border="1"> <tr> <td>P</td> <td>M</td> <td>K</td> </tr> <tr> <td>N</td> <td>S</td> <td>H</td> </tr> </table>	P	M	K	N	S	H	<p>↓ 0,02-0,10</p> <p>↔ 0,02-0,15</p>	
P	M	K							
N	S	H							
	<table border="1"> <tr> <td>P</td> <td>M</td> <td>K</td> </tr> <tr> <td>N</td> <td>S</td> <td>H</td> </tr> </table>	P	M	K	N	S	H	<p>↓ 0,02-0,10</p> <p>↔ 0,0015-0,07</p>	
P	M	K							
N	S	H							
	<table border="1"> <tr> <td>P</td> <td>M</td> <td>K</td> </tr> <tr> <td>N</td> <td>S</td> <td>H</td> </tr> </table>	P	M	K	N	S	H	<p>↓ 0,02-0,10</p>	
P	M	K							
N	S	H							
	<table border="1"> <tr> <td>P</td> <td>M</td> <td>K</td> </tr> <tr> <td>N</td> <td>S</td> <td>H</td> </tr> </table>	P	M	K	N	S	H	<p>↓ 0,02-0,10</p> <p>↔ 0,02-0,15</p>	
P	M	K							
N	S	H							

H



R = version à droite représentée
R = versione destra come in figura

L = version à gauche
L = versione sinistra a specchio

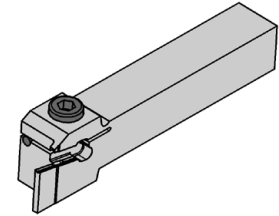
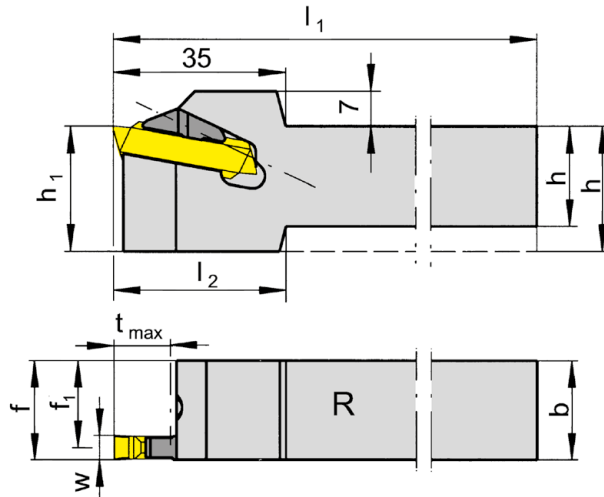
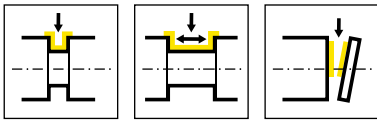
N° de commande Codice prodotto	h	b	l ₁	l ₂	h ₁	f ₁	f	t _{max}	HWS
R210.2525.K3	25	25	150	35	32	23,55	f ₁ +w/2	11	229030
R210.3225.K3	32	25	170	-	32	23,55	f ₁ +w/2	11	229030
R210.2525.K4	25	25	150	35	32	22,7	f ₁ +w/2	11	229040
R210.3225.K4	32	25	150	-	32	22,7	f ₁ +w/2	11	229040
R210.2525.K5	25	25	150	35	32	22,2	f ₁ +w/2	11	229050 • 229051
R210.3225.K5	32	25	170	-	32	22,2	f ₁ +w/2	11	229050 • 229051
R210.2525.K7	25	25	150	35	32	21,2	f ₁ +w/2	11	229070 • 229071
R210.3225.K7	32	25	170	-	32	21,2	f ₁ +w/2	11	229070 • 229071
L210.2525.K3	25	25	150	35	32	23,55	f ₁ +w/2	11	229030
L210.3225.K3	32	25	170	-	32	23,55	f ₁ +w/2	11	229030
L210.2525.K4	25	25	150	35	32	22,7	f ₁ +w/2	11	229040
L210.3225.K4	32	25	150	-	32	22,7	f ₁ +w/2	11	229040
L210.2525.K5	25	25	150	35	32	22,2	f ₁ +w/2	11	229050 • 229051
L210.3225.K5	32	25	170	-	32	22,2	f ₁ +w/2	11	229050 • 229051
L210.2525.K7	25	25	150	35	32	21,2	f ₁ +w/2	11	229070 • 229071
L210.3225.K7	32	25	170	-	32	21,2	f ₁ +w/2	11	229070 • 229071

w voir plaquettes amovibles
w vd. inserti

Pièces Détachées

Ricambi

Base de support Attacco Base	Vis de serrage Vite di serraggio	Cassette Cartuccia	Tournevis TORX PLUS® Cacciavite TORX PLUS®	Tournevis TORX Cacciavite TORX
R/L210...K3	030.0518.T20P	NK210.32.03	T20PQ	
R/L210...K4	030.0518.T20P	NK210.32.04	T20PQ	
R/L210...K5	030.0518.T20P	NK210.32.05	T20PQ	
R/L210...K7	030.0518.T20P	NK210.32.07	T20PQ	T15Q



R = version à droite représentée
R = versione destra come in figura

L = version à gauche
L = versione sinistra a specchio

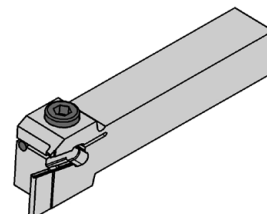
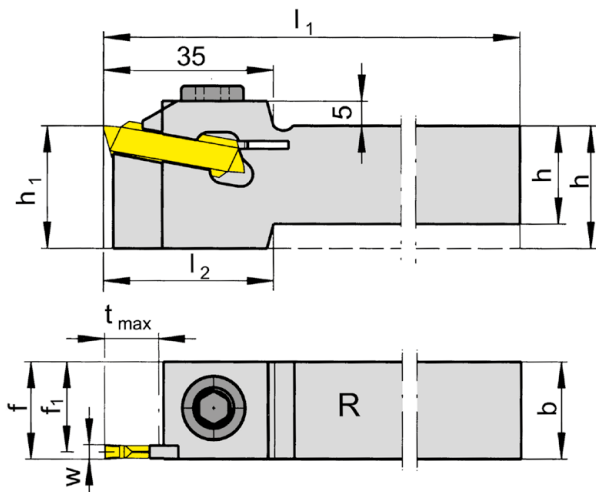
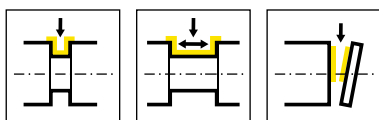
N° de commande Codice prodotto	h	b	l ₁	l ₂	h ₁	f ₁	f	t _{max}	HWS
R210.2020.09	20	20	150	35	25	15,2	f ₁ +w/2	11	229090 • 229091
R210.2525.09	25	25	150	-	25	20,2	f ₁ +w/2	11	229090 • 229091
R210.3225.09	32	25	170	-	32	20,2	f ₁ +w/2	11	229090 • 229091
L210.2020.09	20	20	150	35	25	15,2	f ₁ +w/2	11	229090 • 229091
L210.2525.09	25	25	150	-	25	20,2	f ₁ +w/2	11	229090 • 229091
L210.3225.09	32	25	170	-	32	20,2	f ₁ +w/2	11	229090 • 229091

w voir plaquettes amovibles
w vd. inserti

H

Pièces Détachées
Ricambi

Porte outils Portainsero	Bride Staffa	Tournevis TORX PLUS® Cacciavite TORX PLUS®
L210...	L218.9	T15PQ
R210...	R218.9	T15PQ



R = version à droite représentée
R = versione destra come in figura

L = version à gauche
L = versione sinistra a specchio

N° de commande Codice prodotto	h	b	l ₁	l ₂	h ₁	f ₁	f	t _{max}	HWS
R210.2020.02	20	20	150	35	25	18,55	f ₁ +w/2	11	229020
R210.2525.02	25	25	150	-	25	23,55	f ₁ +w/2	11	229020
R210.1616.03	16	16	150	45	25	14,55	f ₁ +w/2	11	229030
R210.2020.03	20	20	150	35	25	18,55	f ₁ +w/2	11	229030
R210.2525.03	25	25	150	-	25	23,55	f ₁ +w/2	11	229030
R210.3225.03	32	25	170	-	32	23,55	f ₁ +w/2	11	229030
R210.2020.04	20	20	150	35	25	17,7	f ₁ +w/2	11	229040
R210.2525.04	25	25	150	-	25	22,7	f ₁ +w/2	11	229040
R210.3225.04	32	25	170	-	32	22,7	f ₁ +w/2	11	229040
R210.2020.05	20	20	150	35	25	17,2	f ₁ +w/2	11	229050 • 229051
R210.2525.05	25	25	150	-	25	22,2	f ₁ +w/2	11	229050 • 229051
R210.3225.05	32	25	170	-	32	22,2	f ₁ +w/2	11	229050 • 229051
L210.2020.02	20	20	150	35	25	18,55	f ₁ +w/2	11	229020
L210.2525.02	25	25	150	-	25	23,55	f ₁ +w/2	11	229020
L210.1616.03	16	16	150	45	25	14,55	f ₁ +w/2	11	229030
L210.2020.03	20	20	150	35	25	18,55	f ₁ +w/2	11	229030
L210.2525.03	25	25	150	-	25	23,55	f ₁ +w/2	11	229030
L210.3225.03	32	25	170	-	32	23,55	f ₁ +w/2	11	229030
L210.2020.04	20	20	150	35	25	17,7	f ₁ +w/2	11	229040
L210.2525.04	25	25	150	-	25	22,7	f ₁ +w/2	11	229040
L210.3225.04	32	25	170	-	32	22,7	f ₁ +w/2	11	229040
L210.2020.05	20	20	150	35	25	17,2	f ₁ +w/2	11	229050 • 229051
L210.2525.05	25	25	150	-	25	22,2	f ₁ +w/2	11	229050 • 229051
L210.3225.05	32	25	170	-	32	22,2	f ₁ +w/2	11	229050 • 229051

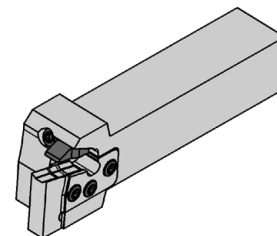
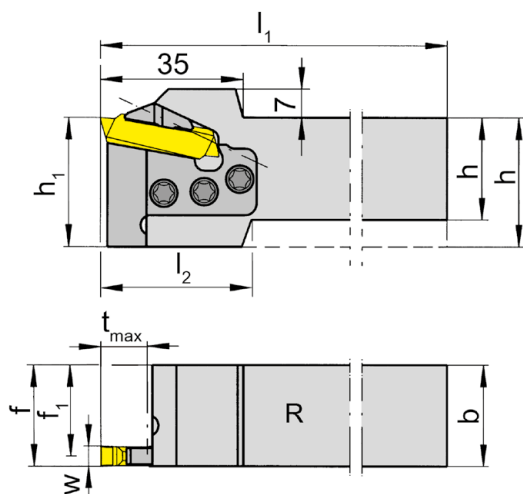
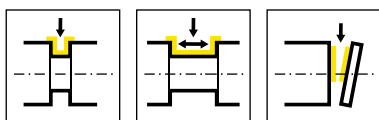
w voir plaquettes amovibles
w vd. inserti

R/L 210...02 max. profondeur de gorge jusqu'à Ø 150 mm
R/L 210...02 profondità gola max. fino a Ø 150 mm

Pièces Détachées

Ricambi

Porte outils Portainsero	Vis de serrage Vite di serraggio
R/L210...	218.3



R = version à droite représentée
R = versione destra come in figura

L = version à gauche
L = versione sinistra a specchio

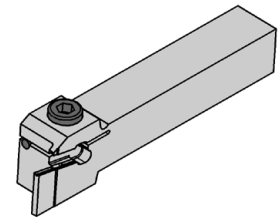
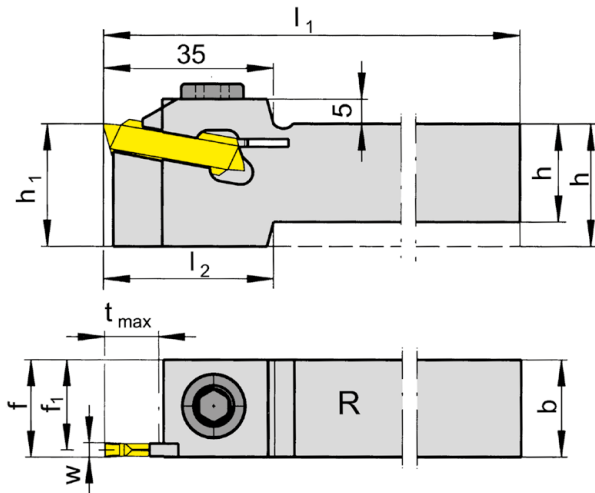
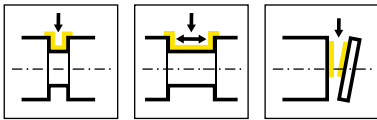
N° de commande Codice prodotto	h	b	l ₁	l ₂	h ₁	f ₁	f	t _{max}	HWS
R210.2525.K9	25	25	150	35	32	20,2	f ₁ +w/2	11	229090 • 229091
R210.3225.K9	32	25	170	-	32	20,2	f ₁ +w/2	11	229090 • 229091
L210.2525.K9	25	25	150	35	32	20,2	f ₁ +w/2	11	229090 • 229091
L210.3225.K9	32	25	170	-	32	20,2	f ₁ +w/2	11	229090 • 229091

w voir plaquettes amovibles
w vd. inserti

Pièces Détachées

Ricambi

Base de support Attacco Base	Vis de serrage Vite di serraggio	Cassette Cartuccia	Bride Staffa	Tournevis TORX PLUS® Cacciavite TORX PLUS®
R/L210...	030.0518.T20P	NK210.32.09	L218.9	T20PQ



R = version à droite représentée
R = versione destra come in figura

L = version à gauche
L = versione sinistra a specchio

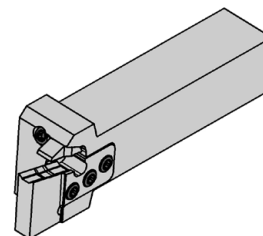
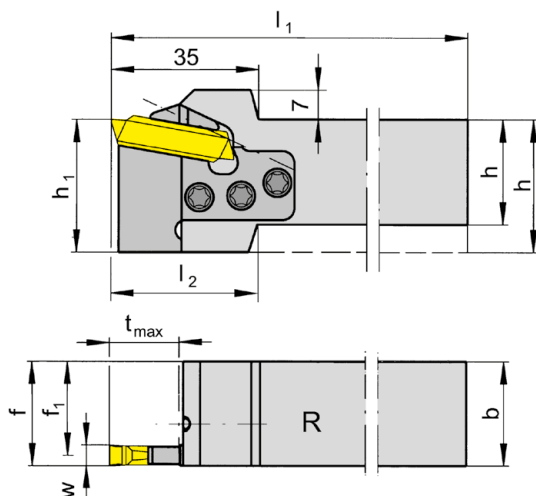
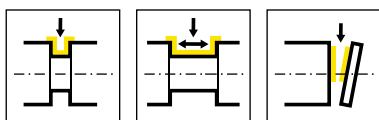
N° de commande Codice prodotto	h	b	l ₁	l ₂	h ₁	f ₁	f	t _{max}	HWS
R210.2020.07	20	20	150	35	25	16,2	f ₁ +w/2	11	229070 • 229071
R210.2525.07	25	25	150	-	25	21,2	f ₁ +w/2	11	229070 • 229071
R210.3225.07	32	25	170	-	32	21,2	f ₁ +w/2	11	229070 • 229071
R210.2020.08	20	20	150	35	25	16,2	f ₁ +w/2	11	229080 • 229081
R210.2525.08	25	25	150	-	25	21,2	f ₁ +w/2	11	229080 • 229081
L210.2020.07	20	20	150	35	25	16,2	f ₁ +w/2	11	229070 • 229071
L210.2525.07	25	25	150	-	25	21,2	f ₁ +w/2	11	229070 • 229071
L210.3225.07	32	25	170	-	32	21,2	f ₁ +w/2	11	229070 • 229071
L210.2020.08	20	20	150	35	25	16,2	f ₁ +w/2	11	229080 • 229081
L210.2525.08	25	25	150	-	25	21,2	f ₁ +w/2	11	229080 • 229081

w voir plaquettes amovibles
w vd. inserti

Pièces Détachées

Ricambi

Porte outils Portainsero	Vis de serrage Vite di serraggio
R/L210...	218.3



R = version à droite représentée
R = versione destra come in figura

L = version à gauche
L = versione sinistra a specchio

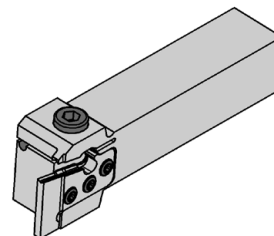
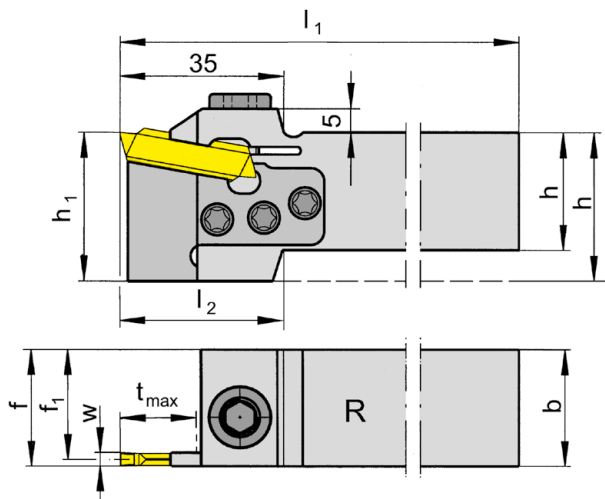
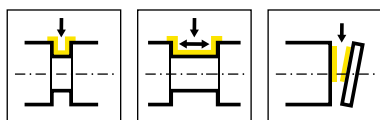
N° de commande Codice prodotto	h	b	l ₁	l ₂	h ₁	f ₁	f	t _{max}	HWS
R218.2525.K9	25	25	150	48	32	20,2	f ₁ +w/2	18	229090 • 229091
R218.3225.K9	32	25	170	-	32	20,2	f ₁ +w/2	18	229090 • 229091
L218.2525.K9	25	25	150	48	32	20,2	f ₁ +w/2	18	229090 • 229091
L218.3225.K9	32	25	170	-	32	20,2	f ₁ +w/2	18	229090 • 229091

w voir plaquettes amovibles
w vd. inserti

Pièces Détachées

Ricambi

Base de support Attacco Base	Vis de serrage Vite di serraggio	Cassette Cartuccia	Bride Staffa	Tournevis TORX PLUS® Cacciavite TORX PLUS®
R/L218...	030.0518.T20P	NK218.32.09	L218.9	T20PQ



R = version à droite représentée
R = versione destra come in figura

L = version à gauche
L = versione sinistra a specchio

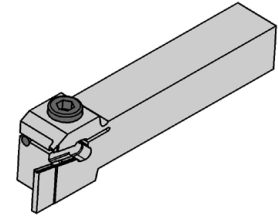
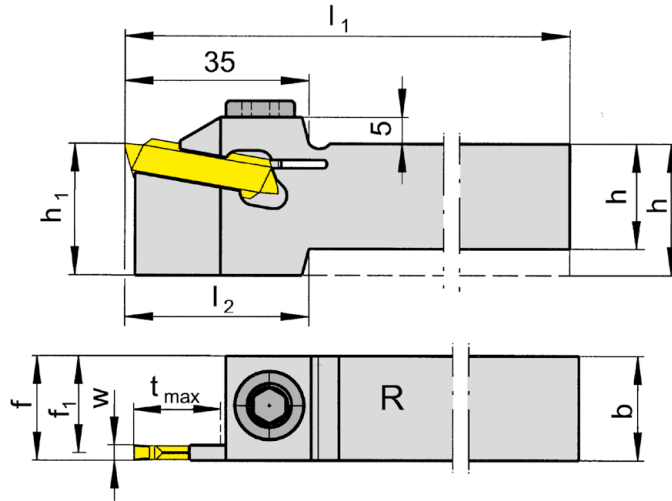
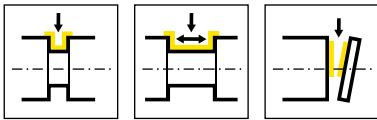
N° de commande Codice prodotto	h	b	l ₁	l ₂	h ₁	f ₁	f	t _{max}	HWS
R218.2525.K3	25	25	150	35	32	23,55	f ₁ +w/2	18	229030
R218.3225.K3	32	25	170	-	32	23,55	f ₁ +w/2	18	229030
R218.3225.K4	32	25	170	-	32	22,7	f ₁ +w/2	18	229040
R218.2525.K5	25	25	150	35	32	22,2	f ₁ +w/2	18	229050 • 229051
R218.3225.K5	32	25	170	-	32	22,2	f ₁ +w/2	18	229050 • 229051
R218.2525.K7	25	25	150	35	32	21,2	f ₁ +w/2	18	229070 • 229071
R218.3225.K7	32	25	170	-	32	21,2	f ₁ +w/2	18	229070 • 229071
L218.2525.K3	25	25	150	35	32	23,55	f ₁ +w/2	18	229030
L218.3225.K3	32	25	170	-	32	23,55	f ₁ +w/2	18	229030
L218.2525.K5	25	25	150	35	32	22,2	f ₁ +w/2	18	229050 • 229051
L218.3225.K5	32	25	170	-	32	22,2	f ₁ +w/2	18	229050 • 229051
L218.2525.K7	25	25	150	35	32	21,2	f ₁ +w/2	18	229070 • 229071
L218.3225.K7	32	25	170	-	32	21,2	f ₁ +w/2	18	229070 • 229071

w voir plaquettes amovibles
w vd. inserti

Pièces Détachées

Ricambi

Base de support Attacco Base	Vis de serrage Vite di serraggio	Cassette Cartuccia	Tournevis TORX PLUS® Cacciavite TORX PLUS®	Bride Staffa
R/L218...K3	030.0518.T20P	NK218.32.03	T20PQ	
R/L218...K4	030.0518.T20P	NK218.32.04	T20PQ	
R/L218...K5	030.0518.T20P	NK218.32.05	T20PQ	
R/L218...K7	030.0518.T20P	NK218.32.07	T20PQ	R/L218.5.7



R = version à droite représentée
R = versione destra come in figura

L = version à gauche
L = versione sinistra a specchio

N° de commande Codice prodotto	h	b	l ₁	l ₂	h ₁	f ₁	f	t _{max}	D _{max}	HWS
R218.2020.02	20	20	150	35	25	18,55	f ₁ +w/2	18	80	229020
R218.2525.02	25	25	150	-	25	23,55	f ₁ +w/2	18	80	229020
R218.1616.03	16	16	150	45	25	14,55	f ₁ +w/2	18	-	229030
R218.2020.03	20	20	150	35	25	18,55	f ₁ +w/2	18	-	229030
R218.2525.03	25	25	150	-	25	23,55	f ₁ +w/2	18	-	229030
R218.3225.03	32	25	170	-	32	23,55	f ₁ +w/2	18	-	229030
R218.2020.04	20	20	150	35	25	17,7	f ₁ +w/2	18	-	229040
R218.2525.04	25	25	150	-	25	22,7	f ₁ +w/2	18	-	229040
R218.3225.04	32	25	170	-	32	22,7	f ₁ +w/2	18	-	229040
R218.2020.05	20	20	150	35	25	17,2	f ₁ +w/2	18	-	229050 • 229051
R218.2525.05	25	25	150	-	25	22,2	f ₁ +w/2	18	-	229050 • 229051
R218.3225.05	32	25	170	-	32	22,2	f ₁ +w/2	18	-	229050 • 229051
L218.2020.02	20	20	150	35	25	18,55	f ₁ +w/2	18	80	229020
L218.2525.02	25	25	150	-	25	23,55	f ₁ +w/2	18	80	229020
L218.1616.03	16	16	150	45	25	14,55	f ₁ +w/2	18	-	229030
L218.2020.03	20	20	150	35	25	18,55	f ₁ +w/2	18	-	229030
L218.2525.03	25	25	150	-	25	23,55	f ₁ +w/2	18	-	229030
L218.3225.03	32	25	170	-	32	23,55	f ₁ +w/2	18	-	229030
L218.2020.04	20	20	150	35	25	17,7	f ₁ +w/2	18	-	229040
L218.2525.04	25	25	150	-	25	22,7	f ₁ +w/2	18	-	229040
L218.3225.04	32	25	170	-	32	22,7	f ₁ +w/2	18	-	229040
L218.2020.05	20	20	150	35	25	17,2	f ₁ +w/2	18	-	229050 • 229051
L218.2525.05	25	25	150	-	25	22,2	f ₁ +w/2	18	-	229050 • 229051
L218.3225.05	32	25	170	-	32	22,2	f ₁ +w/2	18	-	229050 • 229051

w voir plaquettes amovibles
w vd. inserti

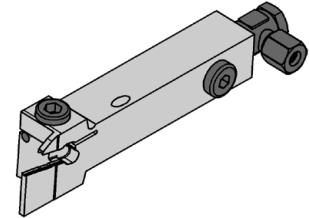
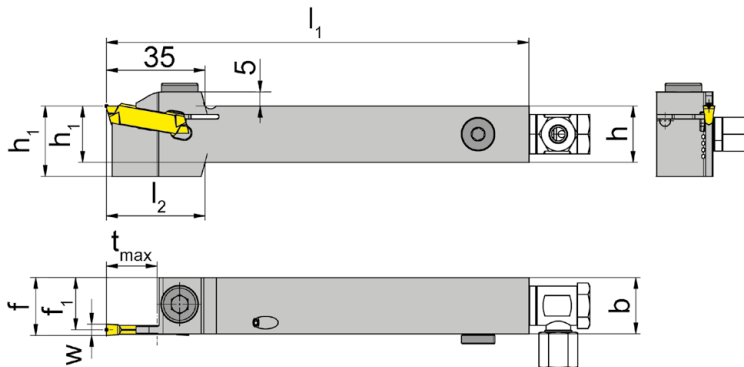
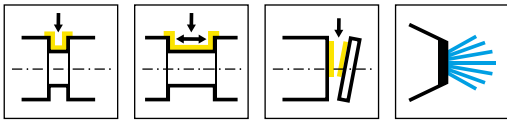
R/L 218...02 max. profondeur de gorge jusqu'à Ø 80 mm
R/L 218...02 profondità gola max. fino a Ø 80 mm

Pièces Détachées

Ricambi

Porte outils Portainsero	Vis de serrage Vite di serraggio
R/L218...	218.3





R = version à droite représentée
R = versione destra come in figura

L = version à gauche
L = versione sinistra a specchio

N° de commande Codice prodotto	h	b	l ₁	l ₂	h ₁	f ₁	f	t _{max}	D _{max}	HWS
R218.2525.02.IK	25	25	150	-	25	23,55	f ₁ +w/2	18	80	229020
R218.1616.03.IK	16	16	150	45	25	14,55	f ₁ +w/2	18	-	229030
R218.2020.03.IK	20	20	150	35	25	18,55	f ₁ +w/2	18	-	229030
R218.2525.03.IK	25	25	150	-	25	23,55	f ₁ +w/2	18	-	229030
L218.2020.02.IK	20	20	150	35	25	18,55	f ₁ +w/2	18	80	229020
L218.2525.02.IK	25	25	150	-	25	23,55	f ₁ +w/2	18	80	229020
L218.1616.03.IK	16	16	150	45	25	14,55	f ₁ +w/2	18	-	229030
L218.2020.03.IK	20	20	150	35	25	18,55	f ₁ +w/2	18	-	229030
L218.2525.03.IK	25	25	150	-	25	23,55	f ₁ +w/2	18	-	229030
L218.3225.03.IK	32	25	170	-	32	23,55	f ₁ +w/2	18	-	229030

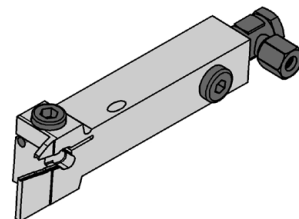
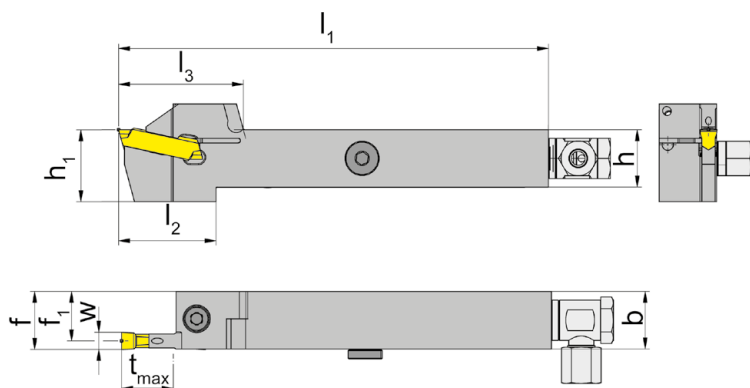
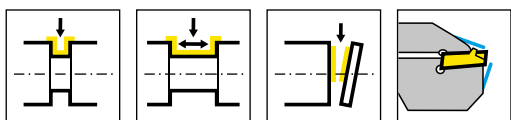
w voir plaquettes amovibles
w vd. inserti

R/L 218...02 max. profondeur de gorge jusqu'à Ø 80 mm
R/L 218...02 profondità gola max. fino a Ø 80 mm

Pièces Détachées

Ricambi

Porte outils Portainsero	Vis de serrage Vite di serraggio	Arrosage Lubrificazione	Vis Vite
R/L218...	218.3	004.00.16	004.00.26



R = version à droite représentée
R = versione destra come in figura

L = version à gauche
L = versione sinistra a specchio

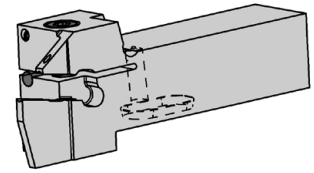
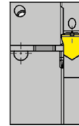
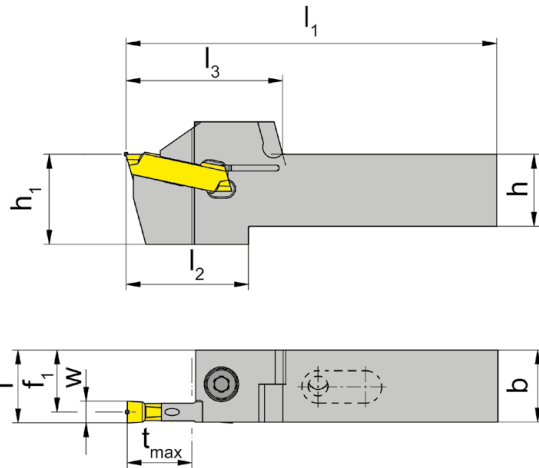
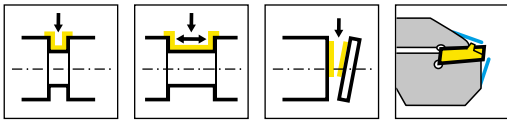
N° de commande Codice prodotto	h	b	l ₁	l ₂	l ₃	h ₁	f ₁	f	t _{max}	HWS
R218.1616.0.03.IK	16	16	150	37	43,5	25	14,55	f ₁ +w/2	18	229030
R218.2020.0.03.IK	20	20	150	34	43,5	25	18,55	f ₁ +w/2	18	229030
R218.2525.0.03.IK	25	25	150	32	43,5	32	23,55	f ₁ +w/2	18	229030
R218.2020.0.04.IK	20	20	150	34	43,5	25	17,7	f ₁ +w/2	18	229040
R218.2020.0.05.IK	20	20	150	34	43,5	25	17,2	f ₁ +w/2	18	229050 • 229051
R218.2525.0.04.IK	25	25	150	32	43,5	32	22,7	f ₁ +w/2	18	229040
R218.2525.0.05.IK	25	25	150	32	43,5	32	22,2	f ₁ +w/2	18	229050 • 229051
L218.1616.0.03.IK	16	16	150	37	43,5	25	14,55	f ₁ +w/2	18	229030
L218.2020.0.03.IK	20	20	150	34	43,5	25	18,55	f ₁ +w/2	18	229030
L218.2525.0.03.IK	25	25	150	32	43,5	32	23,55	f ₁ +w/2	18	229030
L218.2020.0.04.IK	20	20	150	34	43,5	25	17,7	f ₁ +w/2	18	229040
L218.2020.0.05.IK	20	20	150	34	43,5	25	17,2	f ₁ +w/2	18	229050 • 229051
L218.2525.0.04.IK	25	25	150	32	43,5	32	22,7	f ₁ +w/2	18	229040
L218.2525.0.05.IK	25	25	150	32	43,5	32	22,2	f ₁ +w/2	18	229050 • 229051

w voir plaquettes amovibles
w vd. inserti

Pièces Détachées

Ricambi

Porte outils Portainsero	Arrosage Lubrificazione	Vis de serrage Vite di serraggio	Tournevis TORX PLUS® Cacciavite TORX PLUS®	Vis Vite
R/L218...	004.00.16	6.23T25P	T25PQ	004.00.26



R = version à droite représentée
R = versione destra come in figura

L = version à gauche
L = versione sinistra a specchio

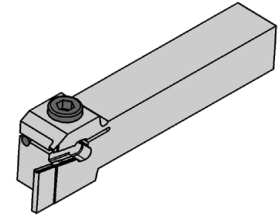
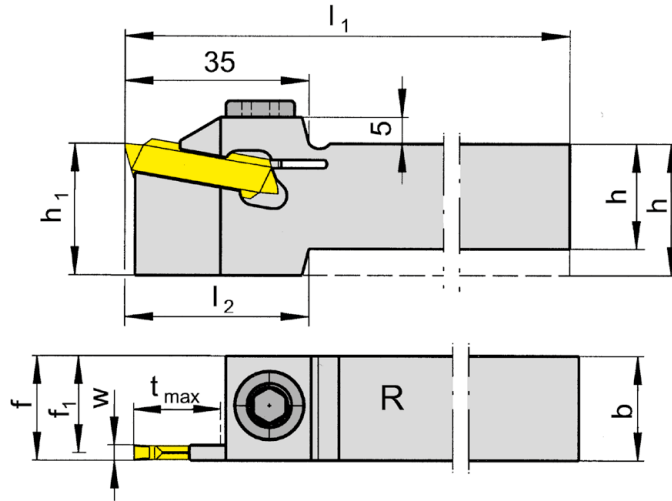
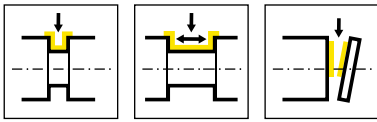
N° de commande Codice prodotto	h	b	l ₁	l ₂	l ₃	h ₁	f ₁	f	t _{max}	HWS
R218.1616.2.03.IK	16	16	91	37	43,5	25	14,55	f ₁ +w/2	18	229030
R218.1616.2.04.IK	16	16	91	37	43,5	25	13,7	f ₁ +w/2	18	229040
R218.1616.2.05.IK	16	16	91	37	43,5	25	13,2	f ₁ +w/2	18	229050 • 229051
R218.2020.2.03.IK	20	20	103	34	43,5	25	18,55	f ₁ +w/2	18	229030
R218.2020.2.04.IK	20	20	103	34	43,5	25	17,7	f ₁ +w/2	18	229040
R218.2020.2.05.IK	20	20	103	34	43,5	25	17,2	f ₁ +w/2	18	229050 • 229051
R218.2525.2.03.IK	25	25	116	32	43,5	32	23,55	f ₁ +w/2	18	229030
R218.2525.2.04.IK	25	25	116	32	43,5	32	22,7	f ₁ +w/2	18	229040
R218.2525.2.05.IK	25	25	116	32	43,5	32	22,2	f ₁ +w/2	18	229050 • 229051
R218.2525.2.07.IK	25	25	116	32	43,5	32	21,2	f ₁ +w/2	18	229070 • 229071
R218.2525.2.08.IK	25	25	116	32	43,5	32	21,2	f ₁ +w/2	18	229080 • 229081
L218.1616.2.03.IK	16	16	91	37	43,5	25	14,55	f ₁ +w/2	18	229030
L218.1616.2.04.IK	16	16	91	37	43,5	25	13,7	f ₁ +w/2	18	229040
L218.1616.2.05.IK	16	16	91	37	43,5	25	13,2	f ₁ +w/2	18	229050 • 229051
L218.2020.2.03.IK	20	20	103	34	43,5	25	18,55	f ₁ +w/2	18	229030
L218.2020.2.04.IK	20	20	103	34	43,5	25	17,7	f ₁ +w/2	18	229040
L218.2020.2.05.IK	20	20	103	34	43,5	25	17,2	f ₁ +w/2	18	229050 • 229051
L218.2525.2.03.IK	25	25	116	32	43,5	32	23,55	f ₁ +w/2	18	229030
L218.2525.2.04.IK	25	25	116	32	43,5	32	22,7	f ₁ +w/2	18	229040
L218.2525.2.05.IK	25	25	116	32	43,5	32	22,2	f ₁ +w/2	18	229050 • 229051
L218.2525.2.07.IK	25	25	116	32	43,5	32	21,2	f ₁ +w/2	18	229070 • 229071
L218.2525.2.08.IK	25	25	116	32	43,5	32	21,2	f ₁ +w/2	18	229080 • 229081

w voir plaquettes amovibles
w vd. inserti

Pièces Détachées

Ricambi

Porte outils Portainsero	Vis de serrage Vite di serraggio	Tournevis TORX PLUS® Cacciavite TORX PLUS®
R/L218...	6.23T25P	T25PQ



R = version à droite représentée
R = versione destra come in figura

L = version à gauche
L = versione sinistra a specchio

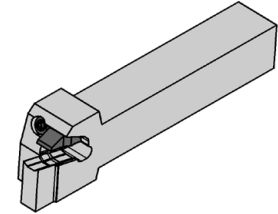
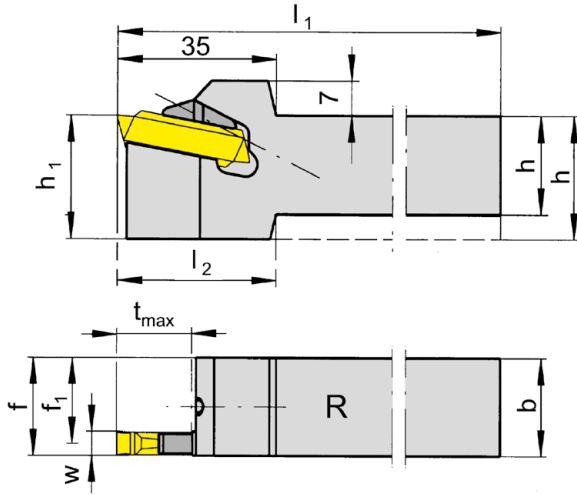
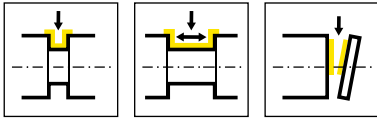
N° de commande Codice prodotto	h	b	l ₁	l ₂	h ₁	f ₁	f	t _{max}	HWS
R218.2020.07	20	20	150	35	25	16,2	f ₁ +w/2	18	229070 • 229071
R218.2525.07	25	25	150	-	25	21,2	f ₁ +w/2	18	229070 • 229071
R218.3225.07	32	25	170	-	32	21,2	f ₁ +w/2	18	229070 • 229071
L218.2020.07	20	20	150	35	25	16,2	f ₁ +w/2	18	229070 • 229071
L218.2525.07	25	25	150	-	25	21,2	f ₁ +w/2	18	229070 • 229071
L218.3225.07	32	25	170	-	32	21,2	f ₁ +w/2	18	229070 • 229071
L218.2525.08	25	25	150	-	25	21,2	f ₁ +w/2	18	229080 • 229081

w voir plaquettes amovibles
w vd. inserti

H

Pièces Détachées
Ricambi

Porte outils Portainsero	Vis de serrage Vite di serraggio
R/L218...	218.3



R = version à droite représentée
R = versione destra come in figura

L = version à gauche
L = versione sinistra a specchio

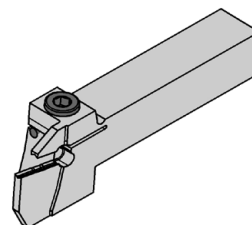
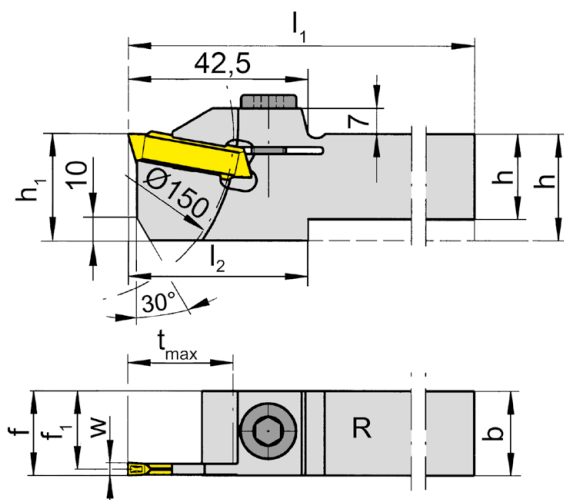
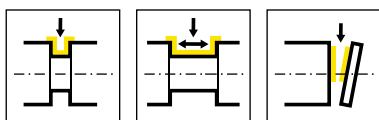
N° de commande Codice prodotto	h	b	l ₁	l ₂	h ₁	f ₁	f	t _{max}	HWS
R218.2020.09	20	20	150	35	25	15,2	f ₁ +w/2	18	229090 • 229091
R218.2525.09	25	25	150	-	25	20,2	f ₁ +w/2	18	229090 • 229091
R218.3225.09	32	25	170	-	32	20,2	f ₁ +w/2	18	229090 • 229091
L218.2020.09	20	20	150	35	25	15,2	f ₁ +w/2	18	229090 • 229091
L218.3225.09	32	25	170	-	32	20,2	f ₁ +w/2	18	229090 • 229091

w voir plaquettes amovibles
w vd. inserti

H

Pièces Détachées
Ricambi

Porte outils Portainsero	Bride Staffa	Tournevis TORX PLUS® Cacciavite TORX PLUS®
L218...	L218.9	T15PQ
R218...	R218.9	T15PQ



R = version à droite représentée
R = versione destra come in figura

L = version à gauche
L = versione sinistra a specchio

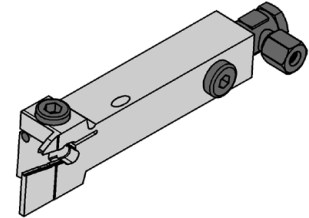
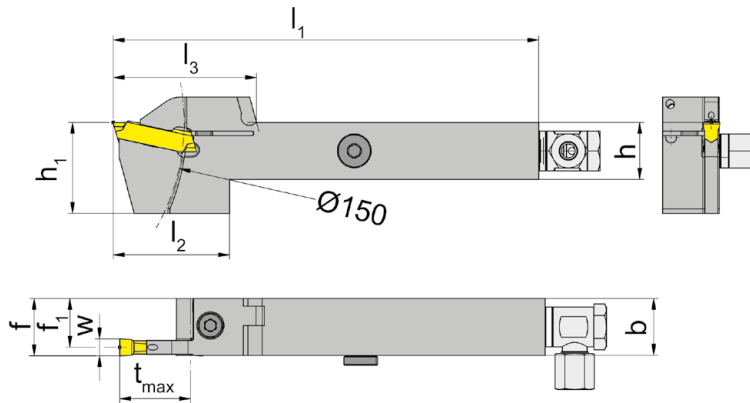
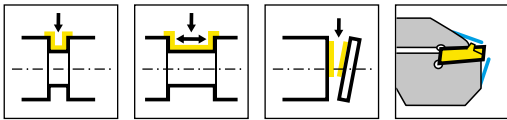
N° de commande Codice prodotto	h	b	l ₁	l ₂	h ₁	f ₁	f	t _{max}	HWS
R226.1616.03	16	16	150	52,5	32	14,55	f ₁ +w/2	25	229030
R226.2020.03	20	20	150	42,5	32	18,55	f ₁ +w/2	25	229030
R226.2525.03	25	25	150	42,5	32	23,55	f ₁ +w/2	25	229030
R226.3225.03	32	25	170	-	32	23,55	f ₁ +w/2	25	229030
R226.1616.04	16	16	150	52,5	32	13,7	f ₁ +w/2	25	229040
R226.2020.04	20	20	150	42,5	32	17,7	f ₁ +w/2	25	229040
R226.2525.04	25	25	150	42,5	32	22,7	f ₁ +w/2	25	229040
R226.3225.04	32	25	170	-	32	22,7	f ₁ +w/2	25	229040
R226.2020.05	20	20	150	42,5	32	17,2	f ₁ +w/2	25	229050 • 229051
R226.2525.05	25	25	150	42,5	32	22,2	f ₁ +w/2	25	229050 • 229051
R226.3225.05	32	25	170	-	32	22,2	f ₁ +w/2	25	229050 • 229051
L226.1616.03	16	16	150	52,5	32	14,55	f ₁ +w/2	25	229030
L226.2020.03	20	20	150	42,5	32	18,55	f ₁ +w/2	25	229030
L226.2525.03	25	25	150	42,5	32	23,55	f ₁ +w/2	25	229030
L226.3225.03	32	25	170	-	32	23,55	f ₁ +w/2	25	229030
L226.1616.04	16	16	150	52,5	32	13,7	f ₁ +w/2	25	229040
L226.2020.04	20	20	150	42,5	32	17,7	f ₁ +w/2	25	229040
L226.2525.04	25	25	150	42,5	32	22,7	f ₁ +w/2	25	229040
L226.3225.04	32	25	170	-	32	22,7	f ₁ +w/2	25	229040
L226.2020.05	20	20	150	42,5	32	17,2	f ₁ +w/2	25	229050 • 229051
L226.2525.05	25	25	150	42,5	32	22,2	f ₁ +w/2	25	229050 • 229051
L226.3225.05	32	25	170	-	32	22,2	f ₁ +w/2	25	229050 • 229051

w voir plaquettes amovibles
w vd. inserti

Pièces Détachées

Ricambi

Porte outils Portainsero	Vis de serrage Vite di serraggio
R/L226...	218.3



R = version à droite représentée
R = versione destra come in figura

L = version à gauche
L = versione sinistra a specchio

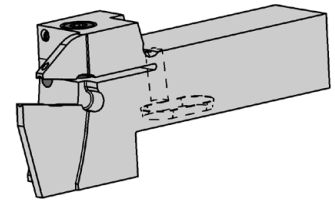
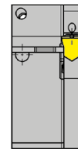
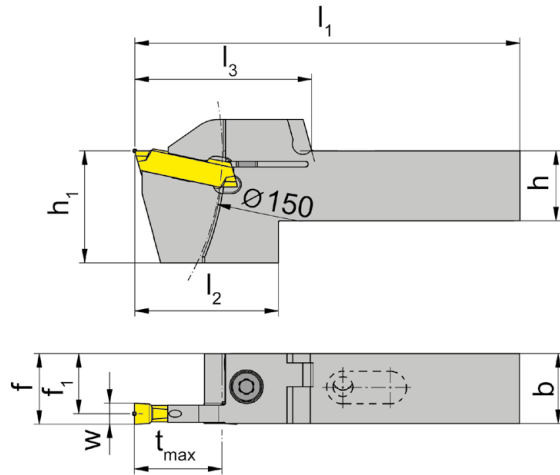
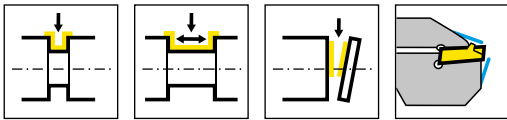
N° de commande Codice prodotto	h	b	l ₁	l ₂	l ₃	h ₁	f ₁	f	t _{max}	HWS
R226.2020.0.03.IK	20	20	150	41	50,5	32	18,55	f ₁ +w/2	25	229030
R226.2525.0.03.IK	25	25	150	39	50,5	32	23,55	f ₁ +w/2	25	229030
R226.2020.0.04.IK	20	20	150	41	50,5	32	17,7	f ₁ +w/2	25	229040
R226.2525.0.04.IK	25	25	150	39	50,5	32	22,7	f ₁ +w/2	25	229040
R226.2020.0.05.IK	20	20	150	41	50,5	32	17,2	f ₁ +w/2	25	229050 • 229051
R226.2525.0.05.IK	25	25	150	39	50,5	32	22,2	f ₁ +w/2	25	229050 • 229051
L226.2020.0.03.IK	20	20	150	41	50,5	32	18,55	f ₁ +w/2	25	229030
L226.2525.0.03.IK	25	25	150	39	50,5	32	23,55	f ₁ +w/2	25	229030
L226.2020.0.04.IK	20	20	150	41	50,5	32	17,7	f ₁ +w/2	25	229040
L226.2525.0.04.IK	25	25	150	39	50,5	32	22,7	f ₁ +w/2	25	229040
L226.2020.0.05.IK	20	20	150	41	50,5	32	17,2	f ₁ +w/2	25	229050 • 229051
L226.2525.0.05.IK	25	25	150	39	50,5	32	22,2	f ₁ +w/2	25	229050 • 229051

w voir plaquettes amovibles
w vd. inserti

Pièces Détachées

Ricambi

Porte outils Portainsero	Arrosage Lubrificazione	Vis de serrage Vite di serraggio	Tournevis TORX PLUS® Cacciavite TORX PLUS®	Vis Vite
R/L226...	004.00.16	6.23T25P	T25PQ	004.00.26



R = version à droite représentée
R = versione destra come in figura

L = version à gauche
L = versione sinistra a specchio

N° de commande Codice prodotto	h	b	l ₁	l ₂	l ₃	h ₁	f ₁	f	t _{max}	HWS
R226.2020.2.03.IK	20	20	110	41	50,5	32	18,55	f ₁ +w/2	25	229030
R226.2020.2.04.IK	20	20	110	41	50,5	32	17,7	f ₁ +w/2	25	229040
R226.2525.2.03.IK	25	25	123	39	50,5	32	23,55	f ₁ +w/2	25	229030
R226.2525.2.04.IK	25	25	123	39	50,5	32	22,7	f ₁ +w/2	25	229040
R226.2525.2.05.IK	25	25	123	39	50,5	32	22,2	f ₁ +w/2	25	229050 • 229051
L226.2020.2.03.IK	20	20	110	41	50,5	32	18,55	f ₁ +w/2	25	229030
L226.2020.2.04.IK	20	20	110	41	50,5	32	17,7	f ₁ +w/2	25	229040
L226.2020.2.05.IK	20	20	110	41	50,5	32	17,2	f ₁ +w/2	25	229050 • 229051
L226.2525.2.03.IK	25	25	123	39	50,5	32	23,55	f ₁ +w/2	25	229030
L226.2525.2.04.IK	25	25	123	39	50,5	32	22,7	f ₁ +w/2	25	229040
L226.2525.2.05.IK	25	25	123	39	50,5	32	22,2	f ₁ +w/2	25	229050 • 229051

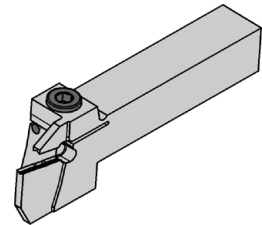
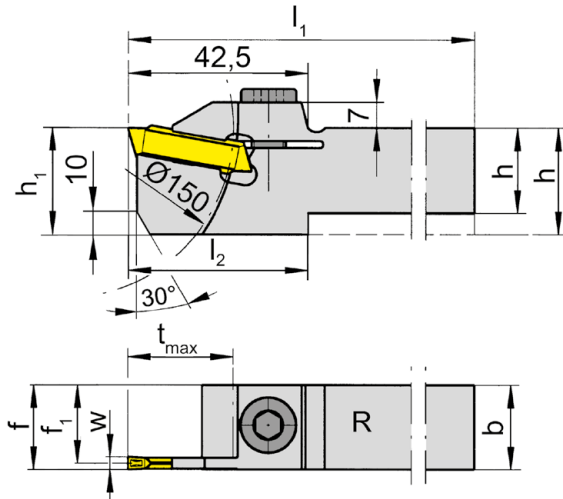
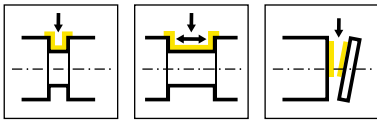
w voir plaquettes amovibles
w vd. inserti

Pièces Détachées

Ricambi

Porte outils Portainsero	Vis de serrage Vite di serraggio	Tournevis TORX PLUS® Cacciavite TORX PLUS®
R/L226...	6.23T25P	T25PQ

H



R = version à droite représentée
R = versione destra come in figura

L = version à gauche
L = versione sinistra a specchio

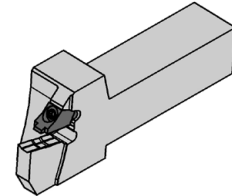
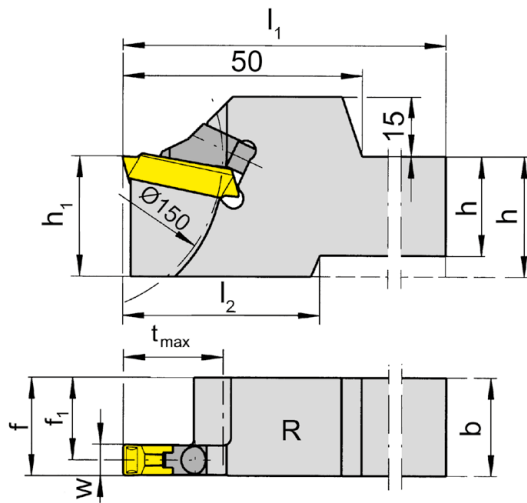
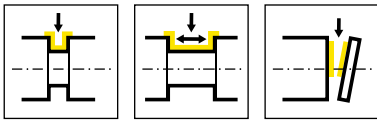
N° de commande Codice prodotto	h	b	l ₁	l ₂	h ₁	f ₁	f	t _{max}	HWS
R226.2525.07	25	25	150	42,5	32	21,2	f ₁ +w/2	25	229070 • 229071
R226.3225.07	32	25	170	-	32	21,2	f ₁ +w/2	25	229070 • 229071
R226.2525.08	25	25	150	42,5	32	21,2	f ₁ +w/2	25	229080 • 229081
R226.3225.08	32	25	170	-	32	21,2	f ₁ +w/2	25	229080 • 229081
L226.2525.07	25	25	150	42,5	32	21,2	f ₁ +w/2	25	229070 • 229071
L226.3225.07	32	25	170	-	32	21,2	f ₁ +w/2	25	229070 • 229071
L226.2525.08	25	25	150	42,5	32	20,2	f ₁ +w/2	25	229080 • 229081
L226.3225.08	32	25	170	-	32	21,2	f ₁ +w/2	25	229080 • 229081

w voir plaquettes amovibles
w vd. inserti

Pièces Détachées

Ricambi

Porte outils Portainsero	Vis de serrage Vite di serraggio
R/L226...	218.3



R = version à droite représentée
R = versione destra come in figura

L = version à gauche
L = versione sinistra a specchio

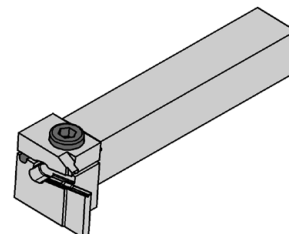
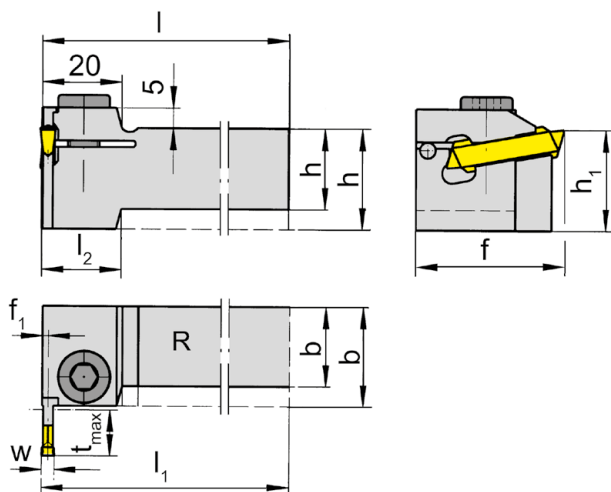
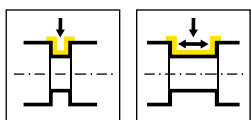
N° de commande Codice prodotto	h	b	l ₁	l ₂	h ₁	f ₁	f	t _{max}	HWS
R226.2525.09	25	25	150	50	32	20,2	f ₁ +w/2	25	229090 • 229091
R226.3225.09	32	25	170	-	32	20,2	f ₁ +w/2	25	229090 • 229091
L226.2525.09	25	25	150	50	32	20,2	f ₁ +w/2	25	229090 • 229091
L226.3225.09	32	25	170	-	32	20,2	f ₁ +w/2	25	229090 • 229091

w voir plaquettes amovibles
w vd. inserti

Pièces Détachées

Ricambi

Porte outils Portainsero	Bride Staffa	Tournevis TORX PLUS® Cacciavite TORX PLUS®
R/L226...	020.1008.0041	T15PQ



R = version à droite représentée
R = versione destra come in figura

L = version à gauche
L = versione sinistra a specchio

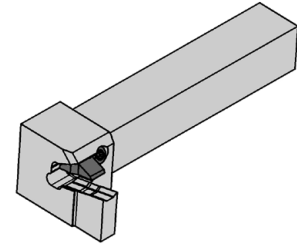
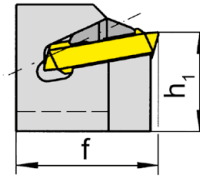
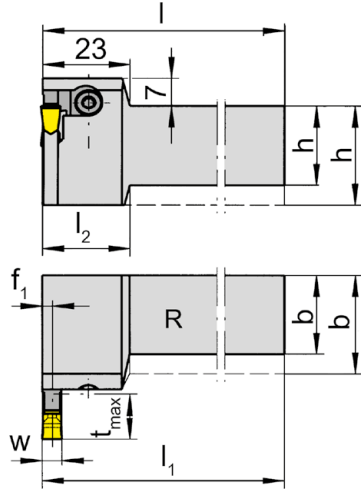
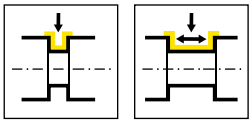
N° de commande Codice prodotto	h	b	l	l_1	l_2	h_1	f	f_1	t_{max}	HWS
R219.2020.03	20	20	150	$l-f_1+w/2$	20	25	37	1,45	11	229030
R219.2525.03	25	25	150	$l-f_1+w/2$	-	25	37	1,45	11	229030
R219.2020.04	20	20	150	$l-f_1+w/2$	20	25	37	2,3	11	229040
R219.2525.04	25	25	150	$l-f_1+w/2$	-	25	37	2,3	11	229040
R219.2020.05	20	20	150	$l-f_1+w/2$	23	25	45	2,8	15	229050 • 229051
R219.2525.05	25	25	150	$l-f_1+w/2$	-	25	45	2,8	15	229050 • 229051
R219.2020.07	20	20	150	$l-f_1+w/2$	23	25	45	3,8	15	229070 • 229071
R219.2525.07	25	25	150	$l-f_1+w/2$	-	25	45	3,8	15	229070 • 229071
L219.2020.03	20	20	150	$l-f_1+w/2$	20	25	37	1,45	11	229030
L219.2525.03	25	25	150	$l-f_1+w/2$	-	25	37	1,45	11	229030
L219.2020.04	20	20	150	$l-f_1+w/2$	20	25	37	2,3	11	229040
L219.2525.04	25	25	150	$l-f_1+w/2$	-	25	37	2,3	11	229040
L219.2020.05	20	20	150	$l-f_1+w/2$	23	25	45	2,8	15	229050 • 229051
L219.2525.05	25	25	150	$l-f_1+w/2$	-	25	45	2,8	15	229050 • 229051
L219.2020.07	20	20	150	$l-f_1+w/2$	23	25	45	3,8	15	229070 • 229071
L219.2525.07	25	25	150	$l-f_1+w/2$	-	25	45	3,8	15	229070 • 229071

w voir plaquettes amovibles
w vd. inserti

Pièces Détachées

Ricambi

Porte outils Portainsero	Vis de serrage Vite di serraggio
R/L219...	218.3



R = version à droite représentée
R = versione destra come in figura

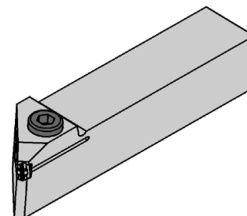
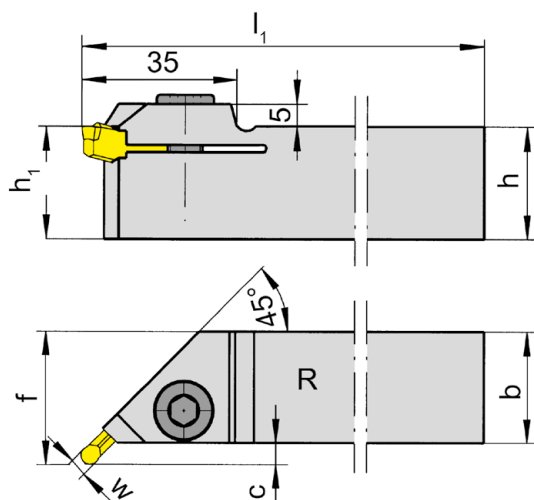
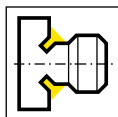
L = version à gauche
L = versione sinistra a specchio

N° de commande Codice prodotto	h	b	l	l_1	l_2	h_1	f	f_1	t_{max}	HWS
R219.2020.09	20	20	150	$l-f_1+w/2$	23	25	45	4,8	15	229090 • 229091
R219.2525.09	25	25	150	$l-f_1+w/2$	-	25	45	4,8	15	229090 • 229091
L219.2020.09	20	20	150	$l-f_1+w/2$	23	25	45	4,8	15	229090 • 229091
L219.2525.09	25	25	150	$l-f_1+w/2$	-	25	45	4,8	15	229090 • 229091

w voir plaquettes amovibles
w vd. inserti

Pièces Détachées
Ricambi

Porte outils Portainsero	Bride Staffa	Tournevis TORX PLUS® Cacciavite TORX PLUS®
L219....	R218.9.32	T15PQ
R219....	L218.9.32	T15PQ



R = version à droite représentée
R = versione destra come in figura

L = version à gauche
L = versione sinistra a specchio

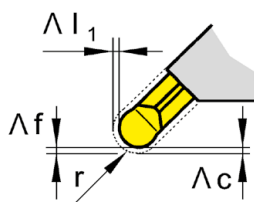
N° de commande Codice prodotto	h	b	l_1	h_1	f	C	D_{min}	Largueur de gorge Larghezza della gola	HWS
R225.2525.04	25	25	150	25	30	5	50	4,0-5,0	229040
R225.2525.05	25	25	150	25	30,5	5,5	50	5,1-6,0	229050 • 229051
L225.2525.04	25	25	150	25	30	5	50	4,0-5,0	229040
L225.2525.05	25	25	150	25	30,5	5,5	50	5,1-6,0	229050 • 229051

w voir plaquettes amovibles
w vd. inserti

Facteur de correction Δl_1 , Δc et Δf en fonction
du rayon r

Fattore di correzione Δl_1 , Δc e Δf in funzione del raggio r

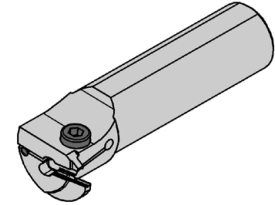
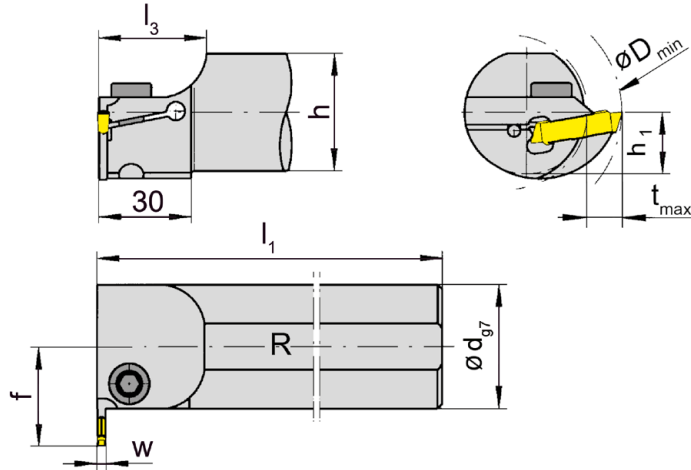
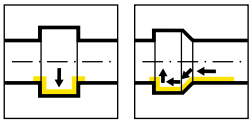
r	Δl_1	Δc	Δf
2,5-3	0	0	0
2	-0,147	-0,147	-0,147
1,5	-0,293	-0,293	-0,293



Pièces Détachées

Ricambi

Porte outils Portainsero	Vis de serrage Vite di serraggio
R/L225...	218.3



R = version à droite représentée
R = versione destra come in figura

L = version à gauche
L = versione sinistra a specchio

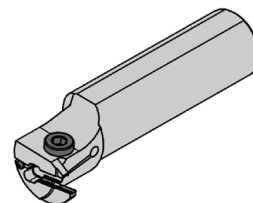
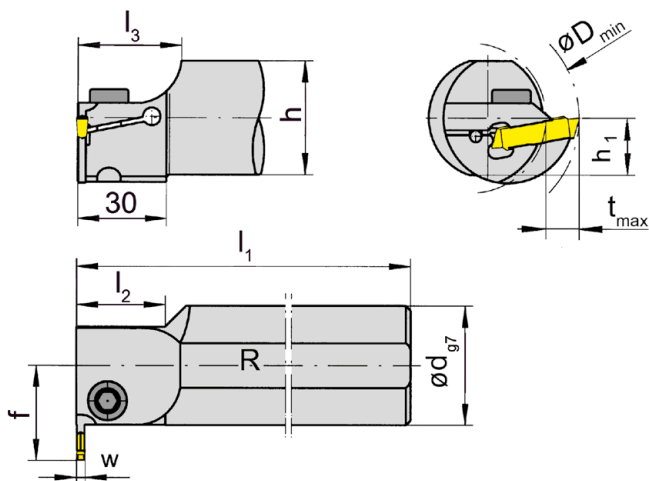
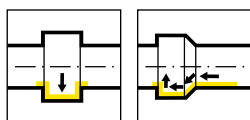
N° de commande Codice prodotto	d	l ₁	l ₃	h	h ₁	f	t _{max}	D _{min}	HWS
R213.0032.0.03	32	150	35	30	15	28	11,5	46	229030
R213.0040.0.03	40	180	39,4	38	19	32	11,5	54	229030
R213.0032.0.04	32	150	35	30	15	28	11,5	46	229040
R213.0040.0.04	40	180	39,4	38	19	32	11,5	54	229040
R213.0032.0.05	32	150	35	30	15	28	11,5	46	229051
R213.0040.0.05	40	180	39,4	38	19	32	11,5	54	229051
L213.0032.0.03	32	150	35	30	15	28	11,5	46	229030
L213.0040.0.03	40	180	39,4	38	19	32	11,5	54	229030
L213.0032.0.04	32	150	35	30	15	28	11,5	46	229040
L213.0040.0.04	40	180	39,4	38	19	32	11,5	54	229040
L213.0032.0.05	32	150	35	30	15	28	11,5	46	229051
L213.0040.0.05	40	180	39,4	38	19	32	11,5	54	229051

w voir plaquettes amovibles
w vd. inserti

Pièces Détachées

Ricambi

Porte outils Portainsero	Vis de serrage Vite di serraggio
R/L213...	218.3



R = version à droite représentée
R = versione destra come in figura

L = version à gauche
L = versione sinistra a specchio

N° de commande Codice prodotto	d	l ₁	l ₂	l ₃	h	h ₁	f	t _{max}	D _{min}	HWS
R213.0025.03	25	150	-	31,8	23	11,5	24,5	7,5	38	229030
R213.0032.03	32	150	30	35	30	15	28	7,5	38	229030
R213.0040.03	40	180	30	37,4	38	19	32	11,5	50	229030
R213.0050.03	50	200	30	39,1	47	23,5	40,5	15	60	229030
R213.0025.04	25	150	-	31,8	23	11,5	24,5	7,5	38	229040
R213.0032.04	32	150	30	35	30	15	28	7,5	38	229040
R213.0040.04	40	180	30	37,4	38	19	32	11,5	50	229040
R213.0050.04	50	200	30	39,1	47	23,5	40,5	15	60	229040
R213.0032.05	32	150	-	35	30	15	28	11,5	46	229051
R213.0040.05	40	180	30	35	38	19	32	11,5	50	229051
R213.0050.05	50	200	30	40	47	23,5	40,5	15	60	229051
R213.0040.07	40	180	30	35	38	19	32	11,5	50	229070 • 229071
R213.0050.07	50	200	30	40	47	23,5	40,5	15	60	229070 • 229071
L213.0025.03	25	150	-	31,8	23	11,5	24,5	7,5	38	229030
L213.0032.03	32	150	30	35	30	15	28	7,5	38	229030
L213.0040.03	40	180	30	37,4	38	19	32	11,5	50	229030
L213.0050.03	50	200	30	39,1	47	23,5	40,5	15	60	229030
L213.0025.04	25	150	-	31,8	23	11,5	24,5	7,5	38	229040
L213.0032.04	32	150	-	35	30	15	28	7,5	38	229040
L213.0040.04	40	180	30	37,4	38	19	32	11,5	50	229040
L213.0050.04	50	200	30	39,1	47	23,5	40,5	15	60	229040
L213.0032.05	32	150	-	35	30	15	28	11,5	46	229051
L213.0040.05	40	180	30	35	38	19	32	11,5	50	229051
L213.0050.05	50	200	30	40	47	23,5	40,5	15	60	229051
L213.0040.07	40	180	30	35	38	19	32	11,5	50	229070 • 229071
L213.0050.07	50	200	30	40	47	23,5	40,5	15	60	229070 • 229071

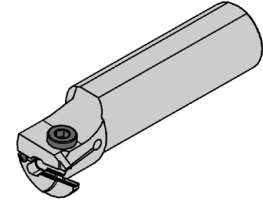
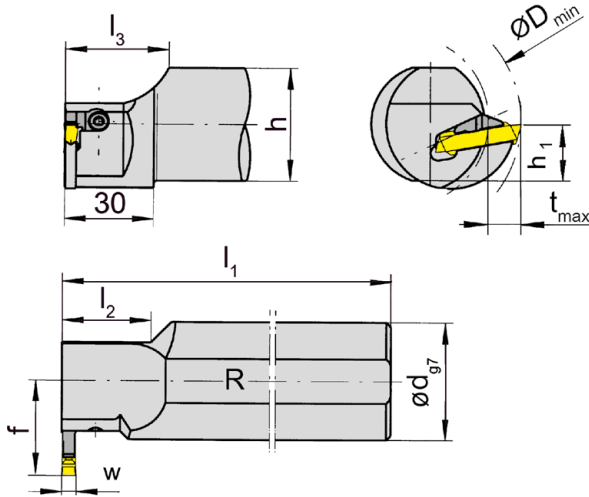
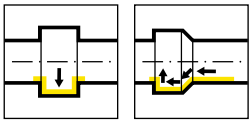
w voir plaquettes amovibles
w vd. inserti

Le t_{max} = 11,5 mm sera atteint dans un D_{min} 46 mm
La piena profondità di taglio t_{max} = 11,5 mm può essere raggiunta solo a partire da D_{min} 46 mm

Pièces Détachées

Ricambi

Porte outils Portainserito	Vis de serrage Vite di serraggio
R/L213...	218.3



R = version à droite représentée
R = versione destra come in figura

L = version à gauche
L = versione sinistra a specchio

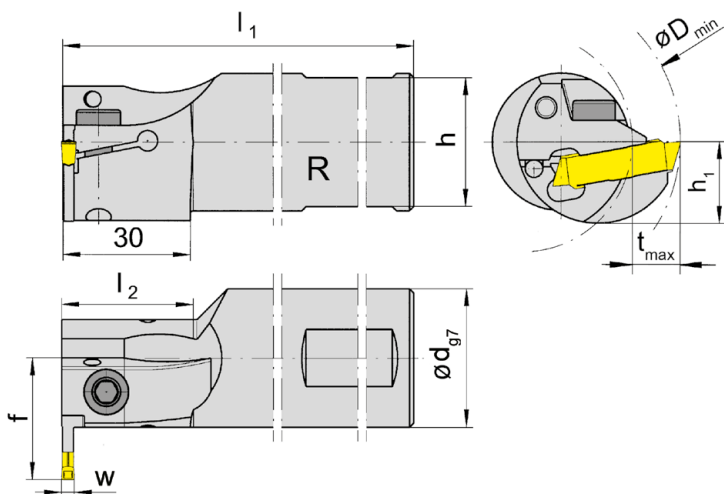
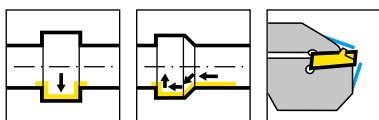
N° de commande Codice prodotto	d	l ₁	l ₂	l ₃	h	h ₁	f	t _{max}	D _{min}	HWS
R213.0040.09	40	180	30	35	38	19	32	11,5	50	229090 • 229091
R213.0050.09	50	200	30	40	47	23,5	40,5	15	60	229090 • 229091
L213.0040.09	40	180	30	35	38	19	32	11,5	50	229090 • 229091
L213.0050.09	50	200	30	40	47	23,5	40,5	15	60	229090 • 229091

w voir plaquettes amovibles
w vd. inserti



Pièces Détachées
Ricambi

Porte outils Portainsero	Bride Staffa	Tournevis TORX PLUS® Cacciavite TORX PLUS®
L213.0...	R218.9	T15PQ
R213.0...	L218.9	T15PQ



R = version à droite représentée
R = versione destra come in figura

L = version à gauche
L = versione sinistra a specchio

N° de commande Codice prodotto	d	l ₁	l ₂	h	h ₁	f	t _{max}	D _{min}	HWS
R213.0025.03IK	25	150	-	23	11,5	24,5	7,5	38	229030
R213.0025.04IK	25	150	-	23	11,5	24,5	7,5	38	229040
R213.0032.03IK	32	150	30	30	15	28	7,5	38	229030
R213.0032.04IK	32	150	30	30	15	28	7,5	38	229040
R213.0040.03IK	40	180	30	38	19	32	11,5	50	229030
R213.0040.04IK	40	180	30	38	19	32	11,5	50	229040
L213.0025.03IK	25	150	-	23	11,5	24,5	7,5	38	229030
L213.0025.04IK	25	150	-	23	11,5	24,5	7,5	38	229040
L213.0032.03IK	32	150	30	30	15	28	7,5	38	229030
L213.0032.04IK	32	150	30	30	15	28	7,5	38	229040
L213.0040.03IK	40	180	30	38	19	32	11,5	50	229030
L213.0040.04IK	40	180	30	38	19	32	11,5	50	229040

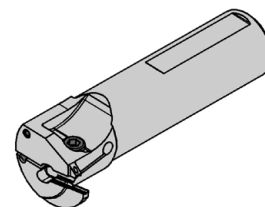
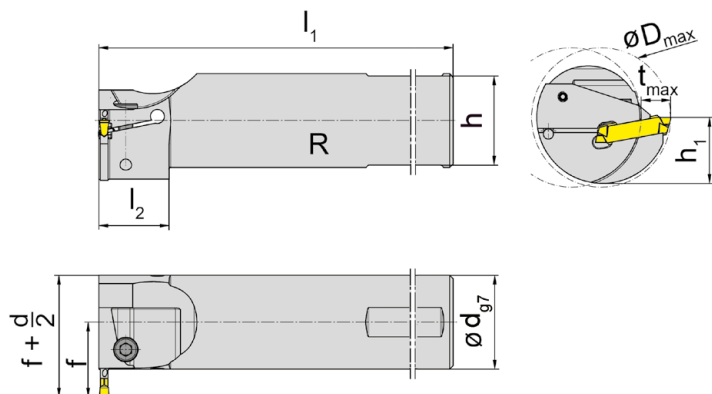
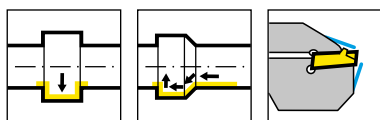
w voir plaquettes amovibles
w vd. inserti

Selon porte outils avec Ø 25 ou 32 mm

Le t_{max} = 11,5 mm sera atteint dans un D_{min} 46 mm

Rif. portainsero con gambo Ø 25 o 32 mm

La piena profondità di taglio t_{max} = 11,5 mm può essere raggiunta solo a partire da D_{min} 46 mm

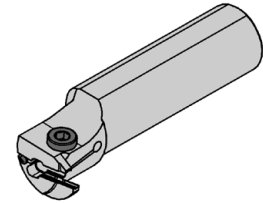
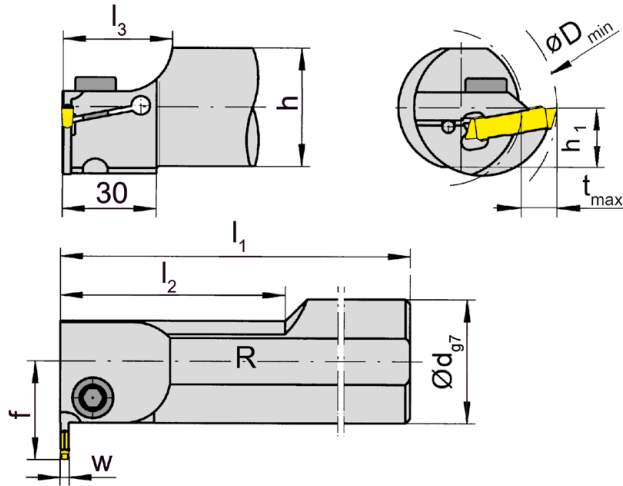
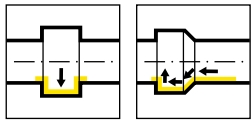


R = version à droite représentée
R = versione destra come in figura

L = version à gauche
L = versione sinistra a specchio

N° de commande Codice prodotto	d	l ₁	l ₂	h	h ₁	f	t _{max}	D _{min}	HWS
R213.0032.0.03IK	32	150	30	30	15	28	11,5	46	229030
R213.0032.0.04IK	32	150	30	30	15	28	11,5	46	229040
R213.0040.0.04IK	40	180	30	38	19	32	11,5	54	229040
R213.0040.0.05IK	40	180	30	38	19	32	11,5	54	229051
L213.0032.0.03IK	32	150	30	30	15	28	11,5	46	229030
L213.0032.0.04IK	32	150	30	30	15	28	11,5	46	229040
L213.0040.0.04IK	40	180	30	38	19	32	11,5	54	229040
L213.0040.0.05IK	40	180	30	38	19	32	11,5	54	229051

w voir plaquettes amovibles
w vd. inserti



R = version à droite représentée
R = versione destra come in figura

L = version à gauche
L = versione sinistra a specchio

N° de commande Codice prodotto	d	l ₁	l ₂	l ₃	h	h ₁	f	t _{max}	D _{min}	HWS
R214.0032.03	32	200	70	35	30	15	28	7,5	38	229030
R214.0040.03	40	250	80	35	38	19	32	11,5	50	229030
R214.0050.03	50	250	100	40	47	23,5	40,5	15	60	229030
R214.0032.04	32	200	70	35	30	15	28	7,5	38	229040
R214.0040.04	40	250	80	35	38	19	32	11,5	50	229040
R214.0050.04	50	250	100	40	47	23,5	40,5	15	60	229040
R214.0032.05	32	200	-	35	30	15	28	11,5	46	229050 • 229051
R214.0040.05	40	250	80	35	38	19	32	11,5	50	229050 • 229051
R214.0050.05	50	250	100	40	47	23,5	40,5	15	60	229050 • 229051
R214.0040.07	40	250	80	35	38	19	32	11,5	50	229070 • 229071
R214.0050.07	50	250	100	40	47	23,5	40,5	15	60	229070 • 229071
L214.0032.03	32	200	70	35	30	15	28	7,5	38	229030
L214.0040.03	40	250	80	35	38	19	32	11,5	50	229030
L214.0050.03	50	250	100	40	47	23,5	40,5	15	60	229030
L214.0032.04	32	200	70	35	30	15	28	7,5	38	229040
L214.0040.04	40	250	80	35	38	19	32	11,5	50	229040
L214.0050.04	50	250	100	40	47	23,5	40,5	15	60	229040
L214.0032.05	32	200	-	35	30	15	28	11,5	46	229050 • 229051
L214.0040.05	40	250	80	35	38	19	32	11,5	50	229050 • 229051
L214.0050.05	50	250	100	40	47	23,5	40,5	15	60	229050 • 229051
L214.0040.07	40	250	80	35	38	19	32	11,5	50	229070 • 229071
L214.0050.07	50	250	100	40	47	23,5	40,5	15	60	229070 • 229071

w voir plaquettes amovibles
w vd. inserti

Selon porte outils avec Ø 25 ou 32 mm

Le tmax = 11,5 mm sera atteint dans un Dmin 46 mm

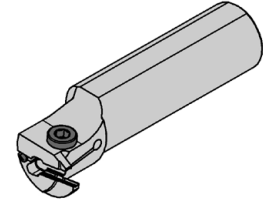
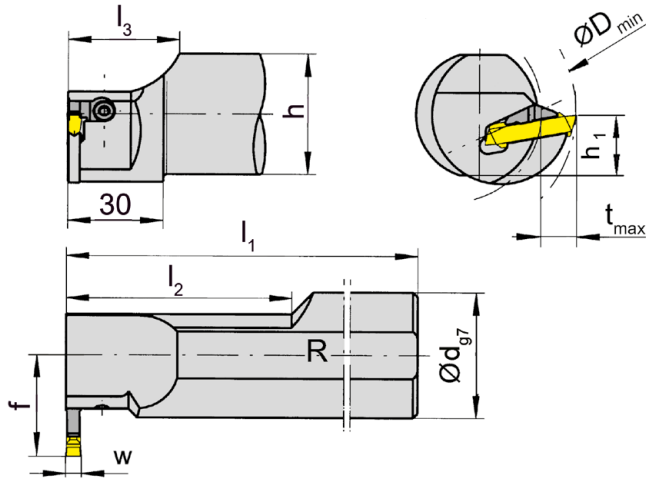
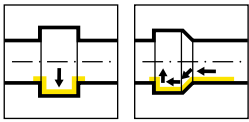
Rif. portainsero con gambo Ø 25 o 32 mm

La piena profondità di taglio tmax = 11,5 mm può essere raggiunta solo a partire da Dmin 46 mm

Pièces Détachées

Ricambi

Porte outils Portainsero	Vis de serrage Vite di serraggio
R/L214...	218.3



R = version à droite représentée
R = versione destra come in figura

L = version à gauche
L = versione sinistra a specchio

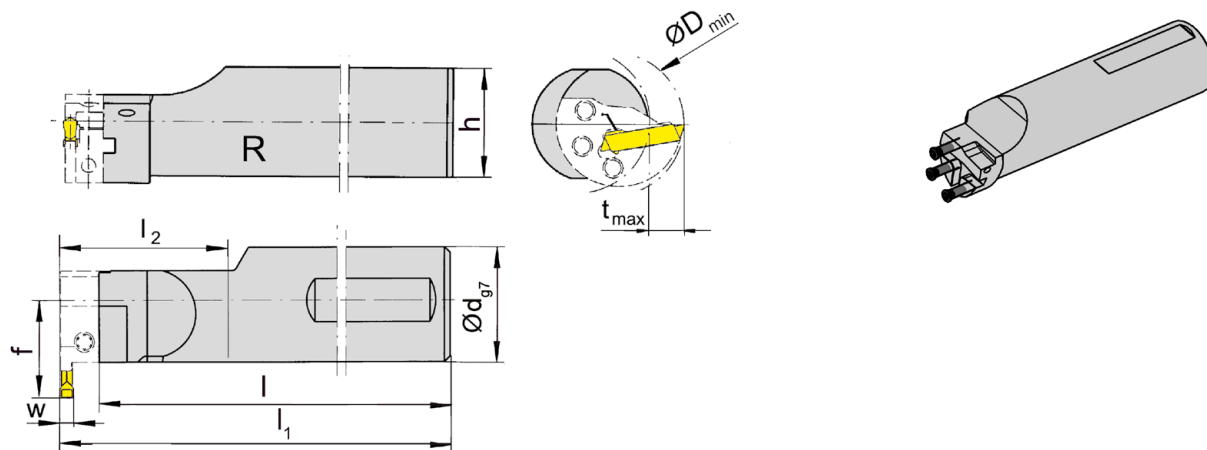
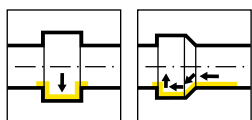
N° de commande Codice prodotto	d	l ₁	l ₂	l ₃	h	h ₁	f	t _{max}	D _{min}	HWS
R214.0040.09	40	250	80	35	38	19	32	11,5	50	229090 • 229091
R214.0050.09	50	250	100	40	47	23,5	40,5	15	60	229090 • 229091
L214.0040.09	40	250	80	35	38	19	32	11,5	50	229090 • 229091
L214.0050.09	50	250	100	40	47	23,5	40,5	15	60	229090 • 229091

w voir plaquettes amovibles
w vd. inserti



Pièces Détachées
Ricambi

Porte outils Portainsero	Bride Staffa	Tournevis TORX PLUS® Cacciavite TORX PLUS®
L214.0...	R218.9	T15PQ
R214.0...	L218.9	T15PQ



R = version à droite représentée
R = versione destra come in figura

L = version à gauche
L = versione sinistra a specchio

N° de commande Codice prodotto	d	l	l ₂	h	f	HWS
RB229.0040.1.K2	40	172,5	30	38	35,5	BK2291
RB229.0040.2.K2	40	185,5	60	38	35,5	BK2291
LB229.0040.1.K2	40	172,5	30	38	35,5	BK2292
LB229.0040.2.K2	40	185,5	60	38	35,5	BK2292

w voir plaquettes amovibles
w vd. inserti

Dimensions pour Dmin, tmax et b1 voir cassettes
Per le dimensioni Dmin, tmax e b1 vd. sezione cartucce

Note:

pour cassettes BK229 **sans** arrosage interne

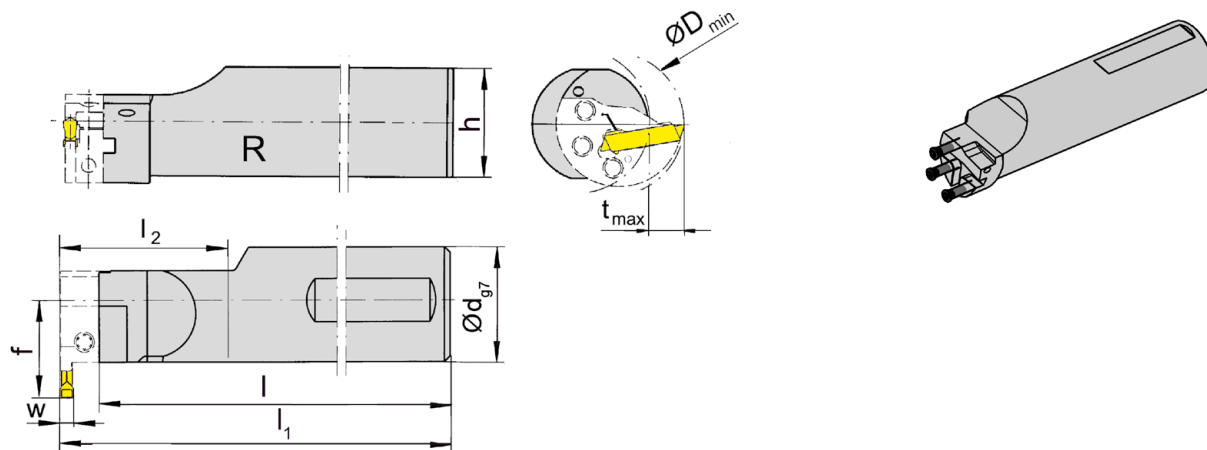
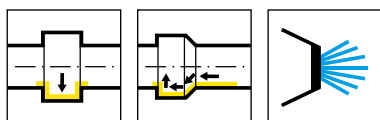
Nota:

per cartucce BK229 senza lubrorefrigerante

Pièces Détachées

Ricambi

Base de support Attacco Base	Vis de serrage Vite di serraggio	Tournevis TORX PLUS® Cacciavite TORX PLUS®
R/LB229...	030.0518.T20P	T20PQ



R = version à droite représentée
R = versione destra come in figura

L = version à gauche
L = versione sinistra a specchio

N° de commande Codice prodotto	d	l	l ₂	h	f	HWS
RB229.0040.1.K2.IK	40	172,5	30	38	35,5	BK2291
RB229.0040.2.K2.IK	40	185,5	60	38	35,5	BK2291
LB229.0040.1.K2.IK	40	172,5	30	38	35,5	BK2292
LB229.0040.2.K2.IK	40	185,5	60	38	35,5	BK2292

w voir plaquettes amovibles
w vd. inserti

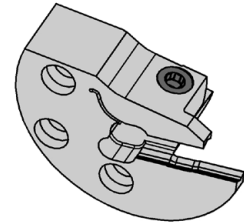
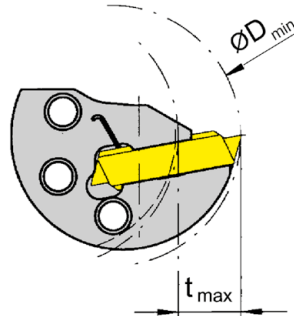
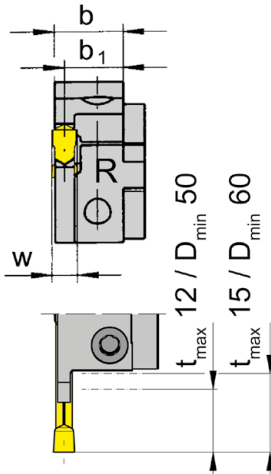
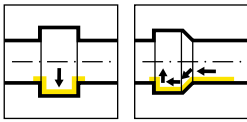
Note:
pour cassettes BK229 avec arrosage interne
Nota:
per cartucce BK229 con lubrorefrigerante



Pièces Détachées

Ricambi

Base de support Attacco Base	Vis de serrage Vite di serraggio	Tournevis TORX PLUS® Cacciavite TORX PLUS®
R/LB229...	030.0518.T20P	T20PQ



R = version à droite représentée
R = versione destra come in figura

L = version à gauche
L = versione sinistra

N° de commande Codice prodotto	b	b ₁	HWS	HMS
RBK229.0050.03	14,25	13	229030	BK2291
RBK229.0050.04	14,2	12,5	229040	BK2291
RBK229.0050.05	13,85	11,5	229050 • 229051	BK2291
LBK229.0050.03	14,25	13	229030	BK2292
LBK229.0050.04	14,2	12,5	229040	BK2292
LBK229.0050.05	13,85	11,5	229050 • 229051	BK2292

w voir plaquettes amovibles
w vd. inserti

Note:
pour base du support B229 **sans** arrosage interne

Nota:
per attacco base B229 senza lubrorefrigerante

La vis de serrage est vendue avec le base de support.

La vite di bloccaggio è fornita col portainserito base - non va ordinata separatamente.

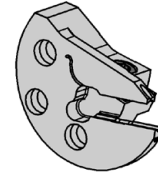
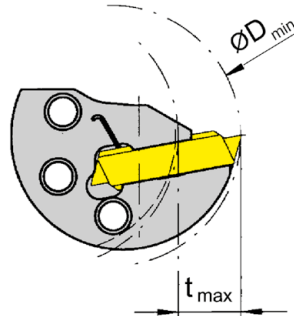
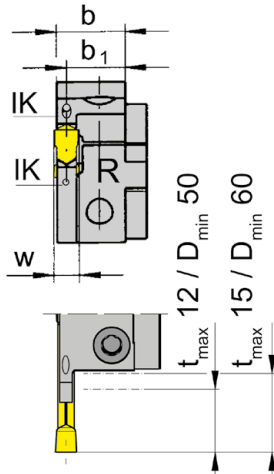
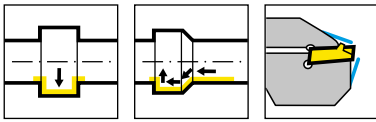
Profondeur de gorge selon le ø d'alésage
Profondità gola in funzione al ø del foro

Dmin	tmax
50	12
60	15

Pièces Détachées

Ricambi

Cassette Cartuccia	Vis de serrage Vite di serraggio	Tournevis TORX PLUS® Cacciavite TORX PLUS®
R/LBK229...	5.13T20EP	T20PQ



R = version à droite représentée
R = versione destra come in figura

L = version à gauche
L = versione sinistra

N° de commande Codice prodotto	b	b ₁	HWS	HMS
RBK229.0050.03.IK	14,2	13	229030	BK2291
RBK229.0050.04.IK	14,15	12,5	229040	BK2291
RBK229.0050.05.IK	13,8	11,5	229050 • 229051	BK2292
LBK229.0050.03.IK	14,2	13	229030	BK2292
LBK229.0050.04.IK	14,15	12,5	229040	BK2292
LBK229.0050.05.IK	13,8	11,5	229050 • 229051	BK2292

w voir plaquettes amovibles
w vd. inserti

Note:

pour base du support B229 avec arrosage interne

Nota:

per attacco base B224 con lubrorefrigerante

La vis de serrage est vendue avec le base de support.

La vite di bloccaggio è fornita col portainserito base - non va ordinata separatamente.

Profondeur de gorge selon le ø d'alésage

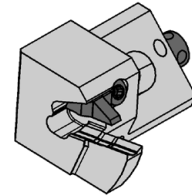
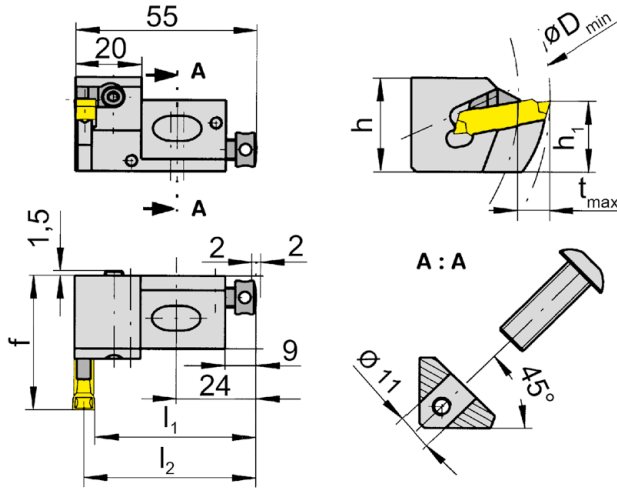
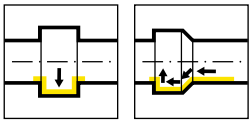
Profondità gola in funzione al ø del foro

Dmin	tmax
50	12
60	15

Pièces Détachées

Ricambi

Cassette Cartuccia	Vis de serrage Vite di serraggio	Tournevis TORX PLUS® Cacciavite TORX PLUS®
R/LBK229.0050...	5.13T20EP	T20PQ

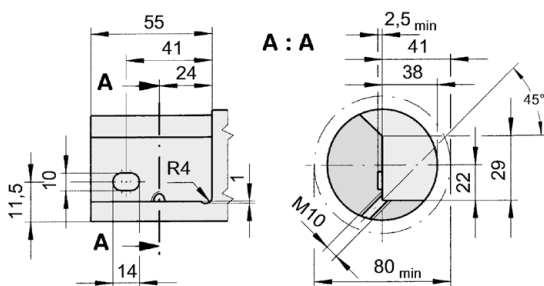


R = version à droite représentée
R = versione destra come in figura

L = version à gauche
L = versione sinistra a specchio

N° de commande Codice prodotto	h	h ₁	f	l ₂	l ₁
R257.2222.05	29	22	42	52,2	l ₂ -w/2
R257.2222.07	29	22	42	51,2	l ₂ -w/2
R257.2222.09	29	22	42	50,2	l ₂ -w/2
L257.2222.05	29	22	42	52,2	l ₂ -w/2
L257.2222.07	29	22	42	51,2	l ₂ -w/2
L257.2222.09	29	22	42	50,2	l ₂ -w/2

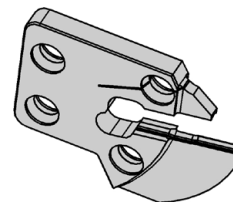
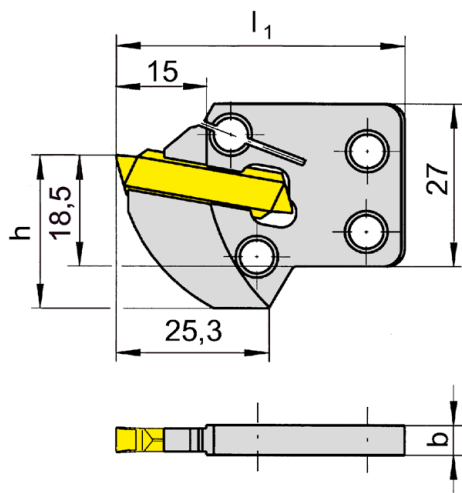
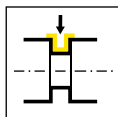
w voir plaquettes amovibles
w vd. inserti



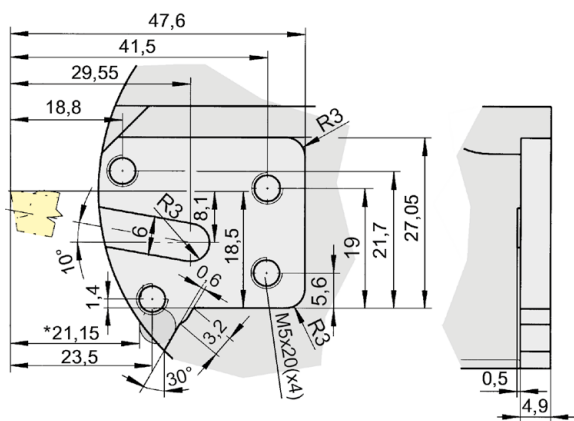
Pièces Détachées

Ricambi

Cartouche Cartuccia	Vis de serrage Vite di serraggio	Vis Vite	Bride Staffa	Tournevis TORX PLUS® Cacciavite TORX PLUS®
R/L257.2222.05	218.3	6.12.020		
R/L257.2222.07	4.08.913	6.12.020	R218.5.7.32	T15PQ
R/L257.2222.09	4.08.913	6.12.020	R218.9.32	T15PQ

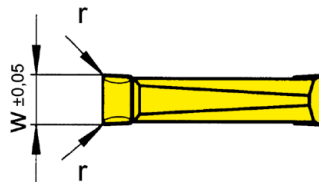
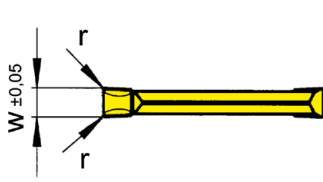
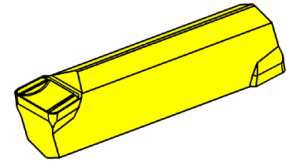
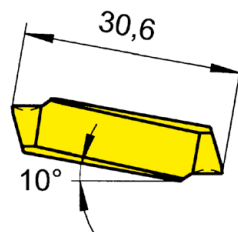
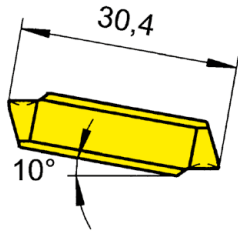
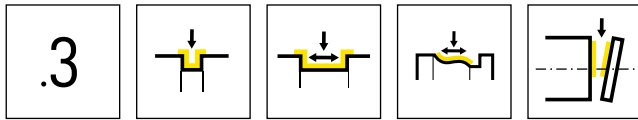


N° de commande Codice prodotto	D _{min}	D _{min 2}	t _{max}	b	l ₁	h	HWS	HMS
050.1827.0009	62	80	10-14	4,9	47	18,5	229040	500000
050.1827.0071	62	80	10-14	4,9	47	18,5	229030	500000



*Côte mesure pour $\varnothing 6$ mm
Su spina di riferimento $\varnothing 6$ mm





Largueur 3 - 5 mm
Larghezza 3 - 5 mm

Largueur 6 - 10 mm
Larghezza 6 - 10 mm

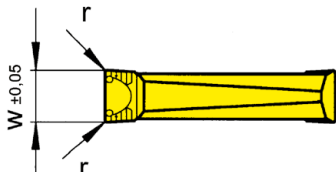
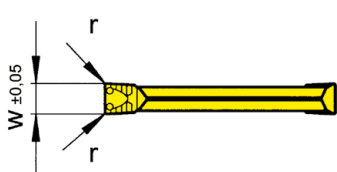
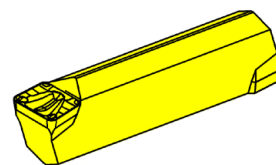
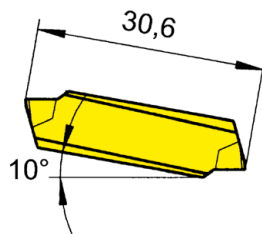
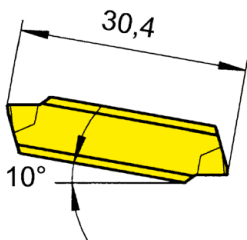
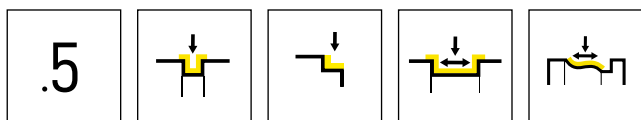
▲ en stock
a stock

Δ 4 semaines
4 settimane

Nuance
Leghe

N° de commande Codice prodotto	w	r	HIS	MG12	P20	AL96	AS62	AS66	H54	IG66	TA45	TC92	TF42	TF45	TI22	TI25	TN32	TN35
S229.0300.32	3	0,2	229020 • 229030	▲	Δ	▲	▲	▲	▲	▲	Δ	▲		▲	▲	▲	▲	▲
S229.0300.34	3	0,4	229020 • 229030	Δ	Δ	▲	▲	▲	▲	▲	▲	▲		▲	Δ	▲	▲	▲
S229.0400.32	4	0,2	229030 • 229040	Δ	Δ	▲	▲	▲	▲	▲	Δ	▲		▲		▲	▲	▲
S229.0400.34	4	0,4	229030 • 229040	Δ	Δ	▲	▲	▲	▲	▲	▲	▲	▲	▲	Δ	▲	▲	▲
S229.0500.34	5	0,4	229040	Δ	Δ	▲	▲	▲	Δ	▲	Δ	▲		▲	▲	▲	▲	▲
S229.0500.36	5	0,6	229040		Δ				Δ	▲		Δ			Δ	Δ	Δ	Δ
S229.0600.34	6	0,4	229051	Δ	Δ	▲	▲	▲	Δ	▲	Δ	Δ		▲	Δ	▲	▲	▲
S229.0600.38	6	0,8	229051			▲	▲	▲		▲		▲			Δ			
S229.0700.36	7	0,6	229071	Δ	Δ	Δ	▲			▲		Δ				▲	Δ	▲
S229.0800.36	8	0,6	229071 • 229081	Δ	Δ		▲			▲		▲			▲	▲	▲	▲
S229.0800.38	8	0,8	229071 • 229081							▲		Δ					Δ	
S229.0800.3K	8	1,2	229071 • 229081							▲		Δ			Δ			
S229.1000.36	10	0,6	229091	Δ	Δ		▲			▲		Δ				▲	▲	▲
P	O	●	●	●	●	●	●	●	●	●	●	●	●	●	●	●	●	●
M	-	-	-	-	O	●	●	●	●	●	-	-	●	-	●	-	-	●
K	-	-	●	-	●	-	-	-	-	-	●	-	-	●	-	●	-	●
N	-	-	●	-	●	-	-	-	-	-	●	-	-	●	-	●	-	●
S	-	-	-	-	O	-	O	-	O	●	-	-	-	●	-	●	-	●
H	-	-	-	-	-	-	-	-	-	-	-	-	-	-	-	-	-	-

H



Largueur 3 - 5 mm
Larghezza 3 - 5 mm

Largueur 6 - 10 mm
Larghezza 6 - 10 mm

▲ en stock
▲ a stock

Nuance
Leghe
Δ 4 semaines
4 settimane

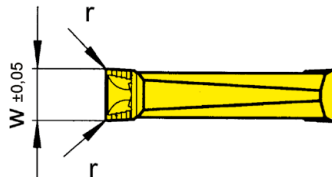
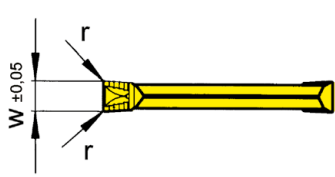
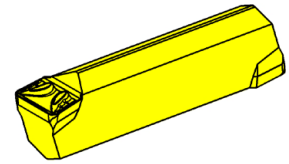
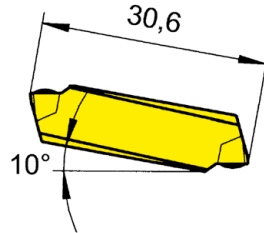
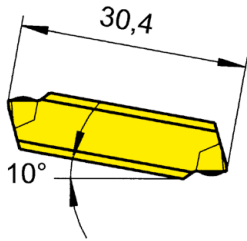
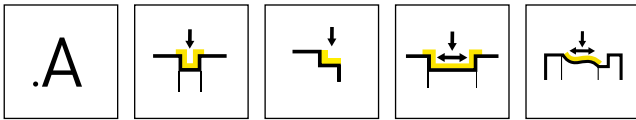
N° de commande Codice prodotto	w	r	HIS	Nuance / Leghe											
				P20	AL96	AS62	AS65	IG66	TC92	TF42	TF45	TI22	TI25	TN32	TN35
S229.0300.52	3	0,2	229020 • 229030	Δ		▲		▲	Δ		▲	▲	▲	▲	▲
S229.0300.54	3	0,4	229020 • 229030		Δ	▲		▲	Δ		▲	▲	▲	▲	▲
S229.0400.52	4	0,2	229030 • 229040	Δ	Δ	▲		▲	Δ		▲	▲	▲	▲	▲
S229.0400.54	4	0,4	229030 • 229040		Δ	▲		▲			▲	▲	▲	▲	▲
S229.0500.54	5	0,4	229040	Δ	Δ	▲		▲	▲		▲	▲	▲	▲	▲
S229.0500.56	5	0,6	229040					▲	Δ				Δ	Δ	Δ
S229.0600.54	6	0,4	229051	Δ	Δ	▲		▲	▲		▲		▲	▲	▲
S229.0600.56	6	0,6	229051		Δ			▲	Δ				Δ	Δ	Δ
S229.0600.58	6	0,8	229051			▲	Δ	▲							
S229.0700.56	7	0,6	229071	Δ		▲			Δ			▲		Δ	
S229.0800.56	8	0,6	229071 • 229081	Δ		▲		Δ	Δ			▲		▲	
S229.0800.58	8	0,8	229071 • 229081	Δ	Δ				Δ	Δ				Δ	
S229.0800.5K	8	1,2	229071 • 229081		Δ				Δ			Δ			
S229.1000.56	10	0,6	229091	Δ	Δ				Δ			▲		▲	
P	●	●	●	●	●	●	●	●	●	●	●	●	●	●	●
M	-	-	-	○	●	-	-	●	-	●	-	●	-	●	●
K	-	●	-	○	-	-	-	-	-	-	-	-	-	-	●
N	-	●	-	-	-	-	-	-	-	-	-	-	●	-	●
S	-	-	-	-	○	-	-	-	-	-	-	-	●	-	●
H	-	-	-	-	-	-	-	-	-	-	-	-	-	-	-



Plaquette amovible

Inserto

S229



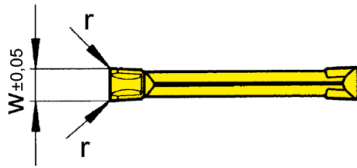
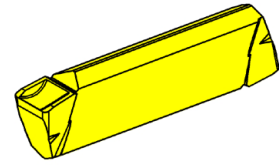
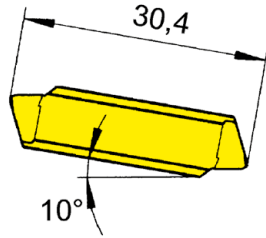
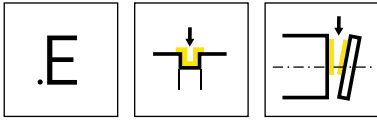
Largueur 3 - 5 mm
Larghezza 3 - 5 mm

Largueur 6 - 10 mm
Larghezza 6 - 10 mm

Nuance
Leghe
▲ en stock
a stock
Δ 4 semaines
4 settimane

N° de commande Codice prodotto	w	r	HIS	P20	AL96	AS62	IG66	TC92	TF42	TF45	TI22	TI25	TN32	TN35
				▲	▲	▲	▲	▲	▲	▲	▲	▲	▲	▲
S229.0300.A2	3	0,2	229020 • 229030	Δ	Δ	▲		Δ		▲	▲	▲	▲	▲
S229.0300.A4	3	0,4	229020 • 229030		Δ	▲				▲	Δ	▲	▲	▲
S229.0400.A2	4	0,2	229030 • 229040	Δ	Δ	▲		Δ		▲	Δ	▲	▲	▲
S229.0400.A4	4	0,4	229030 • 229040		Δ	▲		Δ	▲	Δ	▲	▲	▲	▲
S229.0500.A4	5	0,4	229040			▲	▲	Δ		Δ	▲	Δ	▲	▲
S229.0500.A6	5	0,6	229040		Δ	▲	▲	Δ				▲		
S229.0600.A4	6	0,4	229051	Δ		▲			Δ	▲	▲	Δ	▲	▲
S229.0600.A8	6	0,8	229051			▲			Δ					
S229.0700.A6	7	0,6	229071					Δ	▲				Δ	
S229.0800.A6	8	0,6	229071 • 229081				Δ		Δ		▲		▲	
S229.0800.A8	8	0,8	229071 • 229081				Δ		Δ		Δ			
S229.0800.AK	8	1,2	229071 • 229081								Δ			
S229.1000.A6	10	0,6	229091	Δ			Δ				Δ		Δ	
S229.1000.A8	10	0,8	229091								Δ			
P	●	●	●	●	●	●	●	●	●	●	●	●	●	●
M	-	-	-	●	-	-	-	-	●	-	-	●	-	●
K	-	●	-	-	-	-	-	-	-	●	-	●	-	●
N	-	●	-	-	-	-	-	-	-	●	-	●	-	●
S	-	-	-	○	-	-	-	-	-	●	-	●	-	●
H	-	-	-	-	-	-	-	-	-	-	-	-	-	-

H



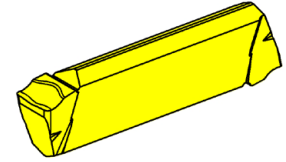
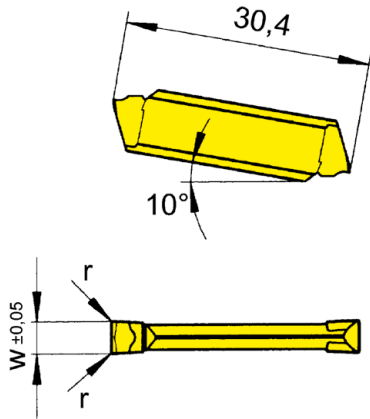
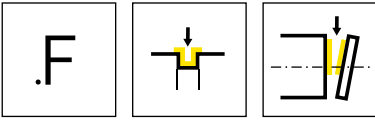
Nuance
Leghe

▲ en stock
a stock

Δ 4 semaines
4 settimane

N° de commande Codice prodotto	w	r	HIS	AS62	TC92	TF45	TF46	TI25
S229.0300.E2	3	0,2	229020 • 229030	▲	Δ	▲	▲	▲
S229.0300.E4	3	0,4	229020 • 229030	▲	Δ	▲	▲	▲
S229.0400.E2	4	0,2	229030 • 229040	▲	Δ	▲	Δ	▲
S229.0400.E4	4	0,4	229030 • 229040	▲	Δ	▲	▲	▲
P	●	●	●	●	●	●	●	●
M	-	-	●	○	●	●	●	●
K	-	-	●	●	●	●	●	●
N	-	-	●	●	●	●	●	●
S	-	-	●	○	●	●	●	●
H	-	-	-	-	-	-	-	-



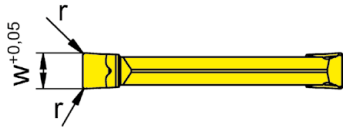
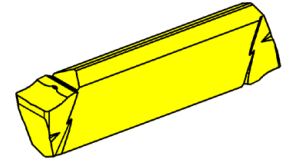
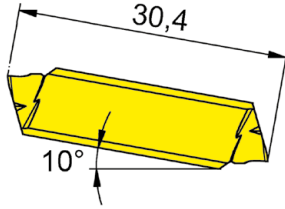
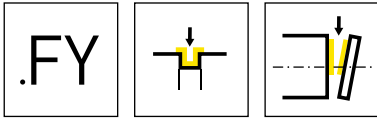


Nuance
Leghe

▲ en stock
a stock

Δ 4 semaines
4 settimane

N° de commande Codice prodotto	w	r	HIS		TC92	TF43	TF45	TF46	TI22	TI25
S229.0300.F2	3	0,2	229020 • 229030		Δ	▲	▲	▲	▲	Δ
S229.0300.F4	3	0,4	229020 • 229030		Δ		▲	Δ		Δ
S229.0400.F2	4	0,2	229030 • 229040		Δ	Δ	▲	Δ		Δ
S229.0400.F4	4	0,4	229030 • 229040		Δ		▲	Δ		Δ
				P	●	●	●	●	●	●
				M	-	-	●	○	-	●
				K	-	-	●	●	-	●
				N	-	-	●	●	-	●
				S	-	-	●	○	-	●
				H	-	-	-	-	-	-



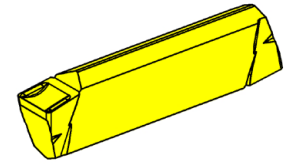
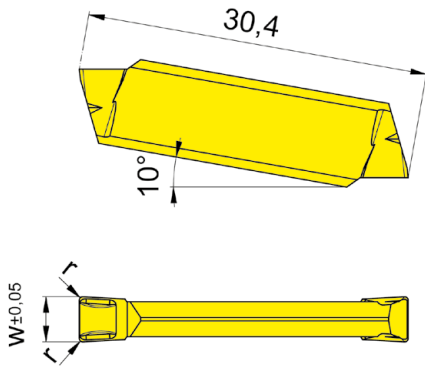
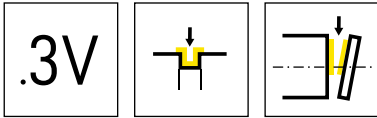
Nuance
Leghe

▲ en stock
a stock

Δ 4 semaines
4 settimane

N° de commande Codice prodotto	w	r	HIS	Nuance			
				HP65	IG35	PH35	TI25
S229.0300.FY2	3	0,2	229020 • 229030	▲	▲	Δ	▲
S229.0400.FY3	4	0,3	229030 • 229040	▲	▲	Δ	▲
				P	●	-	●
				M	●	●	●
				K	●	-	●
				N	○	-	●
				S	●	●	●
				H	-	-	-





▲ en stock
a stock

▲ Nuance
Leghe

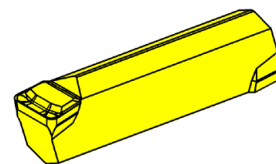
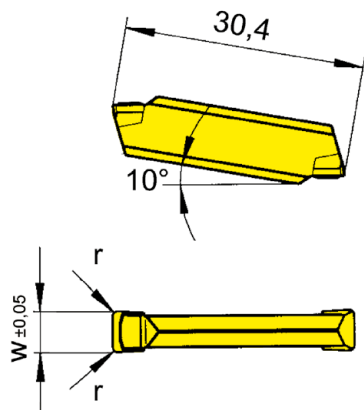
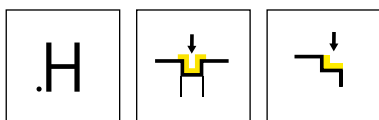
Δ 4 semaines
4 settimane

N° de commande Codice prodotto	w	r	HIS	Nuance Leghe		
				AS45	HP65	IG35
S229.0300.3V2	3	0,2	229020 • 229030	▲	▲	▲
S229.0400.3V3	4	0,3	229030 • 229040	▲	▲	▲
P	●	●	-			
M	●	●	●			
K	●	●	-			
N	o	o	-			
S	●	●	●			
H	-	-	-			

Plaquette amovible

Inserto

S229



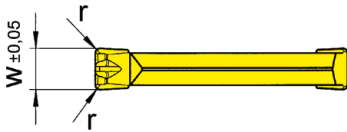
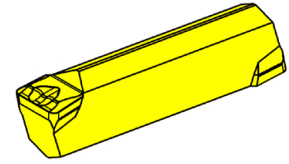
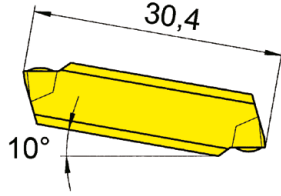
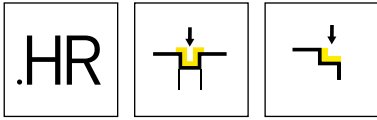
▲ en stock
a stock

△ 4 semaines
4 settimane

Nuance
Leghe

N° de commande Codice prodotto	w	r	HIS	AL96	TF42	TF46
S229.0300.H4	3	0,4	229020 • 229030	▲	△	
S229.0300.H6	3	0,6	229020 • 229030	▲	▲	
S229.0400.H4	4	0,4	229030 • 229040	△	▲	
S229.0400.H6	4	0,6	229030 • 229040	△	△	
S229.0400.H8	4	0,8	229030 • 229040	▲	▲	△
S229.0500.H4	5	0,4	229040	△	△	
S229.0500.H6	5	0,6	229040	△	△	
S229.0500.H8	5	0,8	229040	△	△	
S229.0600.H4	6	0,4	229051	△	▲	
S229.0600.H6	6	0,6	229051	△	△	
S229.0600.H8	6	0,8	229051	△	△	
S229.0600.HK	6	1,2	229051	△	△	
P				●	●	●
M				-	-	o
K				●	-	●
N				●	-	●
S				-	-	o
H				-	-	-





▲ en stock
a stock

△ 4 semaines
4 settimane

Nuance
Leghe

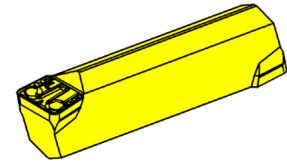
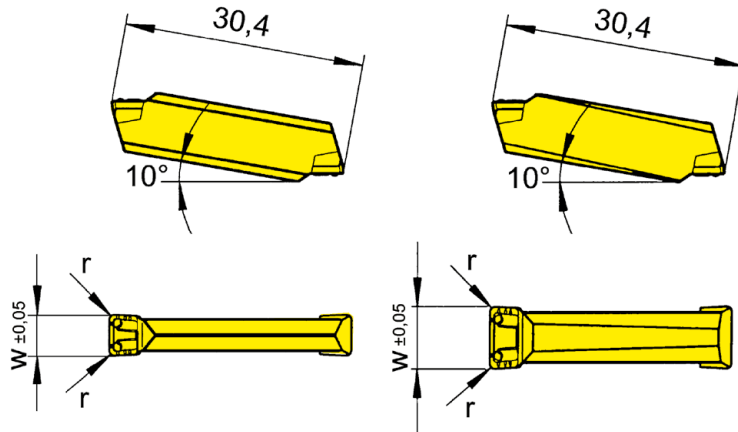
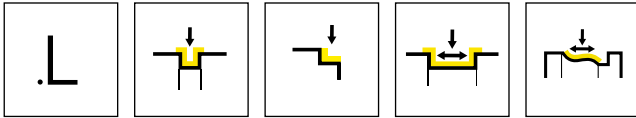
N° de commande Codice prodotto	w	r	HIS	Nuance Leghe		
				AS62	AS66	IG66
S229.0300.HR4	3	0,4	229020 • 229030	▲	△	▲
S229.0400.HR4	4	0,4	229030 • 229040	▲	▲	▲
S229.0500.HR4	5	0,4	229040	▲	▲	▲
S229.0500.HR6	5	0,6	229040	▲	▲	▲
S229.0500.HR8	5	0,8	229040	▲	△	▲
S229.0600.HR4	6	0,4	229050	▲	▲	▲
S229.0600.HR6	6	0,6	229050	▲	▲	▲
S229.0600.HR8	6	0,8	229050	▲	△	▲
S229.0800.HR8.PG	8	0,8	229071 • 229081	▲		▲
P				●	●	●
M				-	o	●
K				-	●	-
N				-	●	-
S				-	o	o
H				-	-	-

H

Plaquette amovible

Inserto

S229



Largueur 4 - 5 mm
Larghezza 4 - 5 mm

Largueur 6 - 8 mm
Larghezza 6,0 - 8,0 mm

▲ en stock
a stock

△ 4 semaines
4 settimane

Nuance
Leghe

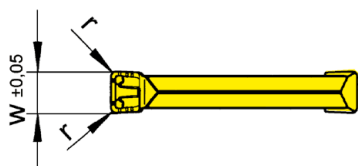
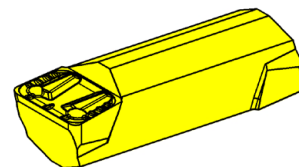
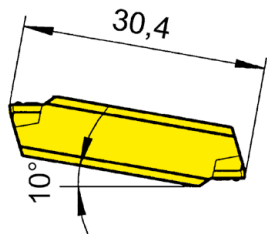
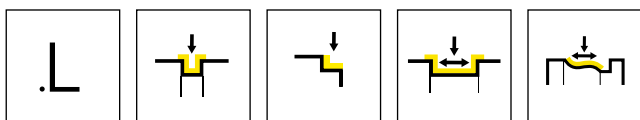
N° de commande Codice prodotto	w	r	HIS	AL96	AS62	AS65	AS66	IG65	IG66	TF42	TI22
S229.0300.L2	3	0,2	229020 • 229030			▲		▲			
S229.0300.L4	3	0,4	229020 • 229030			▲		▲			
S229.0300.L6	3	0,6	229020 • 229030			▲		▲			
S229.0300.L8	3	0,8	229020 • 229030			▲		▲			
S229.0400.L4	4	0,4	229030 • 229040	▲	▲		▲		▲	▲	▲
S229.0400.L6	4	0,6	229030 • 229040				▲		▲		
S229.0500.L4	5	0,4	229040	▲	▲		▲		▲	▲	▲
S229.0500.L6	5	0,6	229040	▲	▲		▲		▲	▲	▲
S229.0600.L4	6	0,4	229050	△	▲		▲		▲	▲	▲
S229.0500.L8	5	0,8	229040		▲		▲		▲	▲	▲
S229.0600.L6	6	0,6	229050	△	▲		▲		▲	▲	▲
S229.0800.L6	8	0,6	229071	▲	▲		▲		▲	▲	▲
P				●	●	●	●	●	●	●	●
M				-	-	○	○	●	●	-	-
K				●	-	○	●	-	-	-	-
N				●	-	-	●	-	-	-	-
S				-	-	-	○	○	○	-	-
H				-	-	-	-	-	-	-	-



Plaquette amovible

Inserto

S229




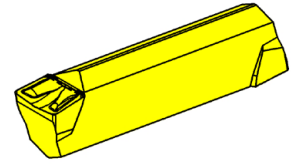

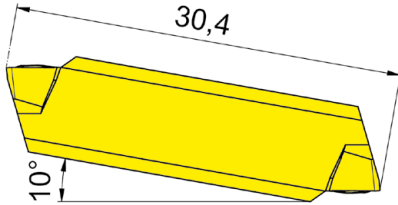
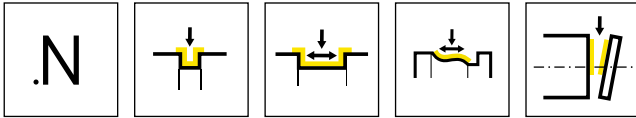
▲ en stock
a stock

▲ Nuance
Leghe

Δ 4 semaines
4 settimane

N° de commande Codice prodotto	w	r	HIS	Nuance	
				AS62	IG66
S229.0600.L4.PG	6	0,4	229050	▲	▲
S229.0800.L8.PG	8	0,8	229071 • 229081	▲	▲
				P ● ●	
				M - ●	
				K - -	
				N - -	
				S - O	
				H - -	





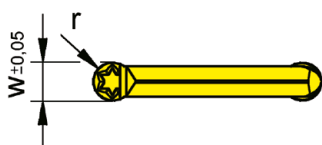
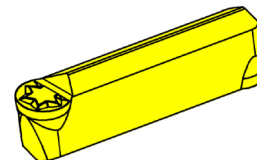
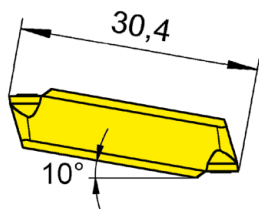
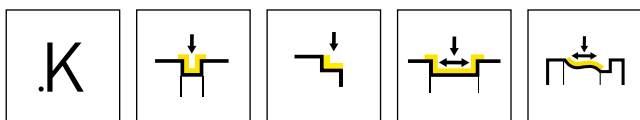
Nuance
Leghe

▲ en stock
a stock

Δ 4 semaines
4 settimane

N° de commande Codice prodotto	w	r	HIS	Nuance Leghe				
				AS45	AS62	DD25	IG66	TI25
S229.0300.N2.G	3	0,2	229020 • 229030	▲			▲	
S229.0300.N4.G	3	0,4	229020 • 229030	▲			▲	
S229.0400.N2.G	4	0,2	229030 • 229040	▲			▲	
S229.0400.N4.G	4	0,4	229030 • 229040	▲			▲	
S229.0500.N2.G	5	0,2	229040				▲	▲
S229.0500.N4.G	5	0,4	229040	▲	▲		▲	Δ
S229.0500.N6.G	5	0,6	229040	Δ	▲		▲	Δ
S229.0500.N8.G	5	0,8	229040		▲		▲	
S229.0600.N4.G	6	0,4	229050	▲			▲	Δ
S229.0600.N6.G	6	0,6	229050	▲			▲	Δ
P				●	●	-	●	●
M				●	-	-	●	●
K				●	-	-	-	●
N				○	-	●	-	●
S				●	-	○	○	●
H				-	-	-	-	-





▲ en stock
a stock

△ 4 semaines
4 settimane

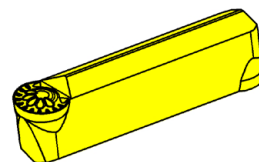

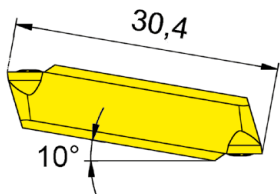
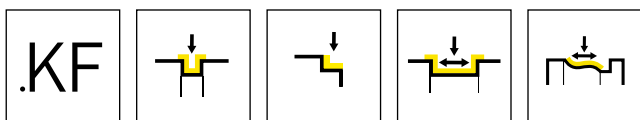
Nuance
Leghe

N° de commande Codice prodotto	w	r	HIS	Nuance Leghe		
				AS62	AS66	IG66
S229.0015.K3	3	1,5	229020 • 229030	▲	▲	▲
S229.0020.K4	4	2	229030 • 229040	▲	▲	▲
S229.0025.K5	5	2,5	229040	▲	▲	▲
S229.0030.K6	6	3	229050	▲	▲	▲
S229.0040.K8	8	4	229070 • 229080	▲	▲	▲
				P	•	•
				M	-	•
				K	-	-
				N	-	•
				S	-	•
				H	-	-

D_{min} pour rayon de dégagement avec porte outils à 45°

D_{min} per scarico di rettifica con portainsero 45°

t _{max}	S229.0015.K3	S229.0020.K4	S229.0025.K5	S229.0030.K6
0,5	Ø 26	Ø 26	Ø 32	Ø 32
1,0	Ø 76	Ø 55	Ø 42	Ø 37
1,5	Ø 78	Ø 58	Ø 45	Ø 41
2,0	Ø 80	Ø 59	Ø 46	Ø 42
2,5	Ø 82	Ø 60	Ø 47	Ø 43
3,0	Ø 84	Ø 62	Ø 48	Ø 44
3,5	Ø 87	Ø 63	Ø 49	Ø 46
4,0	Ø 89	Ø 65	Ø 50	Ø 47



Nuance
Leghe

▲ en stock
a stock

Δ 4 semaines
4 settimane

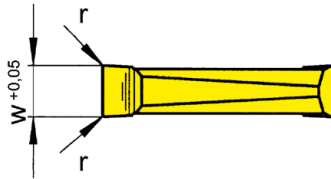
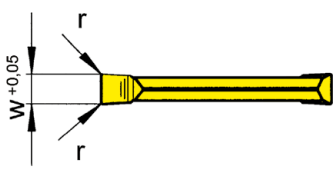
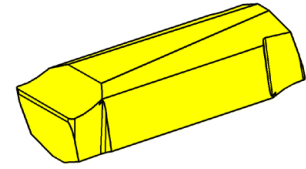
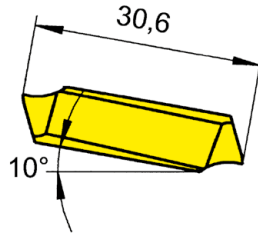
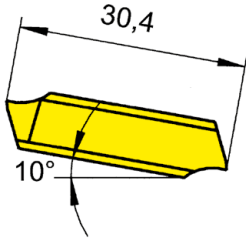
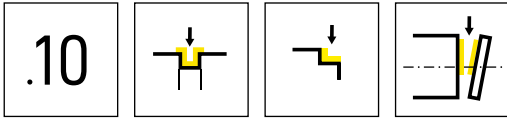
N° de commande Codice prodotto	w	r	HIS	Nuance	
				AS66	IG66
S229.0015.KF3	3	1,5	229020 • 229030	▲	▲
S229.0020.KF4	4	2	229030 • 229040	▲	▲
S229.0025.KF5	5	2,5	229040	▲	▲
S229.0030.KF6	6	3	229050	▲	▲
S229.0040.KF8	8	4	229070 • 229080	▲	▲
				P ● ●	
				M ○ ●	
				K ● -	
				N ● -	
				S ○ ○	
				H - -	



D_{min} pour rayon de dégagement avec porte outils à 45°

D_{min} per scarico di rettifica con portainsero 45°

t_{max}	S229.0015.KF3	S229.0020.KF4	S229.0025.KF5	S229.0030.KF6
0,5	Ø 26	Ø 26	Ø 32	Ø 32
1,0	Ø 76	Ø 55	Ø 42	Ø 37
1,5	Ø 78	Ø 58	Ø 45	Ø 41
2,0	Ø 80	Ø 59	Ø 46	Ø 42
2,5	Ø 82	Ø 60	Ø 47	Ø 43
3,0	Ø 84	Ø 62	Ø 48	Ø 44
3,5	Ø 87	Ø 63	Ø 49	Ø 46
4,0	Ø 89	Ø 65	Ø 50	Ø 47

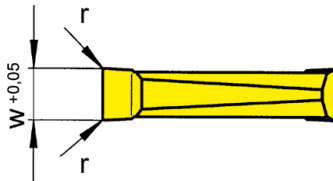
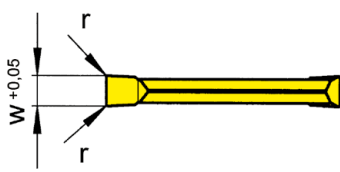
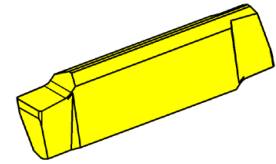
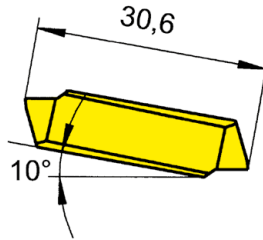
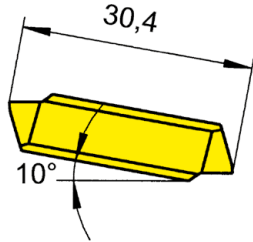
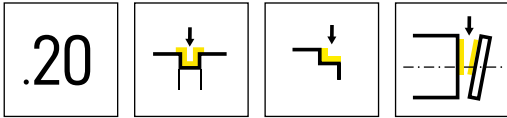


Largeur de gorge 2,5 - 5,0 mm
Larghezza della gola 2,5 - 5,0 mm

Largeur 5,1 - 10,4 mm
Larghezza 5,1 - 10,4 mm

Nuance
Leghe
▲ en stock
a stock
Δ 4 semaines
4 settimane

N° de commande Codice prodotto	w	r	HIS	K10	MG12	P20	AS62	IG66	TC92	TN32	TN35	H20
				229.0250.10	2,5	0,2	229020					▲
229.0300.10	3	0,2	229020 • 229030	▲	▲	▲	▲	▲	▲	▲	▲	▲
229.0400.10	4	0,2	229030 • 229040	▲		▲	▲	▲	Δ	▲	Δ	
229.0500.10	5	0,2	229040	▲		▲	Δ	Δ	▲	▲	Δ	
229.0600.10	6	0,4	229051	Δ		Δ		Δ	Δ	Δ	Δ	
229.0700.10	7	0,4	229071	Δ		Δ		Δ	Δ	Δ	Δ	
229.0800.10	8	0,4	229071 • 229081	Δ		Δ		Δ	Δ	Δ	Δ	
229.0900.10	9	0,4	229091	Δ		Δ		Δ	Δ	Δ	Δ	
229.1000.10	10	0,4	229091	Δ		Δ		Δ	Δ	Δ	Δ	
P	●	o	●	●	●	●	●	●	●	●	●	●
M	o	-	-	-	●	-	-	●	-	-	●	o
K	●	-	-	-	-	-	-	-	-	-	●	-
N	●	-	-	-	-	-	-	-	-	-	●	-
S	o	-	-	-	o	-	-	-	-	-	●	-
H	-	-	-	-	-	-	-	-	-	-	-	-



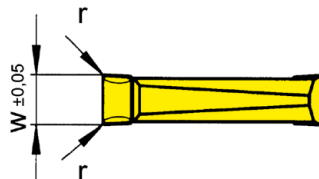
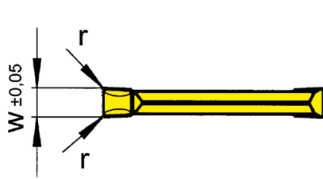
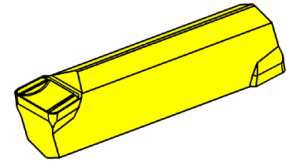
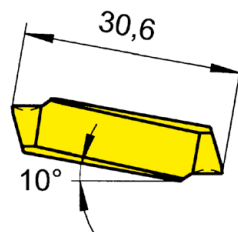
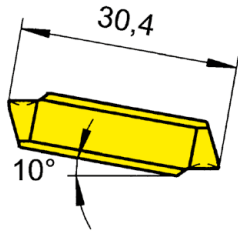
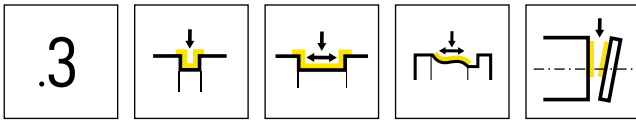
Largeur 3 - 5 mm
Larghezza 3 - 5 mm

Largeur 5,1 - 10,4 mm
Larghezza 5,1 - 10,4 mm

Nuance
Leghe
▲ en stock
a stock
Δ 4 semaines
4 settimane

N° de commande Codice prodotto	w	r	HIS	K10	AS62	IG66	TC92	TN32	H20
229.0300.20	3	0,2	229020 • 229030	▲	▲	Δ	▲		▲
229.0400.20	4	0,2	229030 • 229040	▲	▲	Δ	Δ	▲	
229.0500.20	5	0,2	229040	▲	▲	Δ	▲		
229.0600.20	6	0,4	229051	▲	▲	Δ	Δ		
229.0700.20	7	0,4	229071	▲		Δ			
229.0800.20	8	0,4	229071 • 229081	▲		Δ			
229.0900.20	9	0,4	229091	Δ		Δ			
229.1000.20	10	0,4	229091	Δ		Δ			
P	●	●	●	●	●	●	●	●	●
M	○	-	●	-	-	-	-	-	○
K	●	-	-	-	-	-	-	-	-
N	●	-	-	-	-	-	-	-	-
S	○	-	○	-	-	-	-	-	-
H	-	-	-	-	-	-	-	-	-





Largueur 3 - 5 mm
Larghezza 3 - 5 mm

Largueur 5,1 - 10,4 mm
Larghezza 5,1 - 10,4 mm

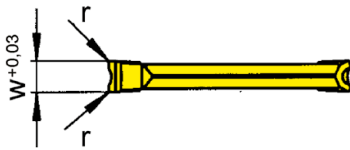
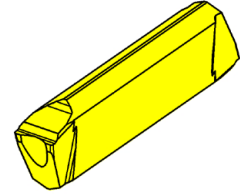
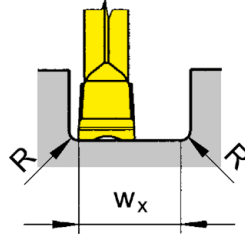
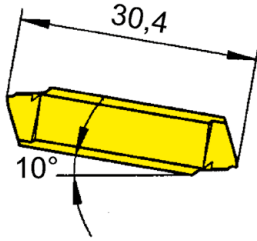
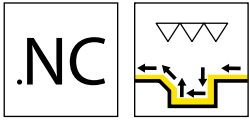
▲ en stock
a stock

Δ 4 semaines
4 settimane

Nuance
Leghe

N° de commande Codice prodotto	w	r	HIS		K10	MG12	P20	AS62	IG66	TC92	Ti22	Ti25	TN32	TN35	Nuance Leghe	
															▲ en stock a stock	Δ 4 semaines 4 settimane
229.0300.31	3	0,2	229020 • 229030	▲	▲	▲	▲	▲	▲	▲		▲	▲	▲		
229.0300.34	3	0,4	229020 • 229030				Δ	▲	▲	Δ			▲	▲	▲	
229.0350.31	3,5	0,2	229030					▲	▲				▲	▲	▲	
229.0400.31	4	0,2	229030 • 229040	▲			▲	▲	▲	▲			▲	▲	▲	
229.0400.34	4	0,4	229030 • 229040				▲	▲	▲	Δ			▲	▲	▲	
229.0500.31	5	0,2	229040	▲			▲	▲	▲	Δ	▲		▲	▲	▲	
229.0500.34	5	0,4	229040				Δ	Δ	Δ	Δ			▲	▲	▲	
229.0500.36	5	0,6	229040						Δ	Δ				Δ		
229.0600.31	6	0,4	229051				▲	Δ	Δ	▲			▲	▲	▲	
229.0600.38	6	0,8	229051					Δ	Δ	Δ				Δ		
229.0700.31	7	0,4	229071				Δ	Δ	Δ	Δ			▲	▲	▲	
229.0800.31	8	0,4	229071 • 229081				▲	▲	Δ				▲	▲	▲	
229.0900.31	9	0,4	229091				Δ	▲	Δ	▲			▲	▲	▲	
229.1000.31	10	0,4	229091				Δ	Δ	Δ				▲	▲	▲	
P	●	○	●	●	●	●	●	●	●	●	●	●	●	●	●	●
M	○	-	-	-	●	-	-	●	-	-	-	●	-	●	-	●
K	●	-	-	-	-	-	-	-	-	-	-	●	-	-	-	●
N	●	-	-	-	-	-	-	-	-	-	-	●	-	-	-	●
S	○	-	-	-	○	-	-	○	-	-	-	●	-	-	-	●
H	-	-	-	-	-	-	-	-	-	-	-	-	-	-	-	-

H



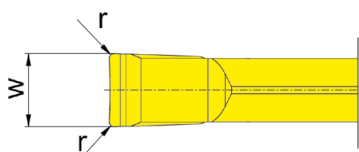
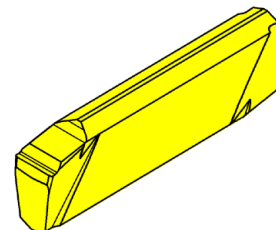
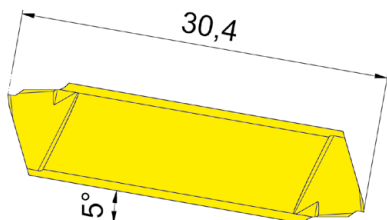
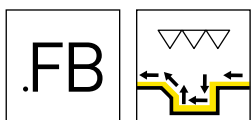
Nuance
Leghe
▲ en stock
a stock
Δ 4 semaines
4 settimane

N° de commande Codice prodotto	w	r	w _x	HIS	H20
229.NC30.02	3	0,2	4,5	229030 • 229040	▲
229.NC40.02	4	0,2	6,4	229030 • 229040	▲

w_x = largeur de gorge - R(droite) - R(gauche)
w_x = larghezza gola - R(destro) - R(sinistro)

P	●
M	○
K	-
N	-
S	-
H	-





Nuance
Leghe

▲ en stock
a stock

Δ 4 semaines
4 settimane

N° de commande Codice prodotto	w	r	HIS	IG6T	H20
229.FB30.02	3	0,2	229030	Δ	▲
229.FB40.02	4	0,2	229040	Δ	▲
				P ● ●	
				M ● ●	
				K - -	
				N - -	
				S ○ -	
				H - -	

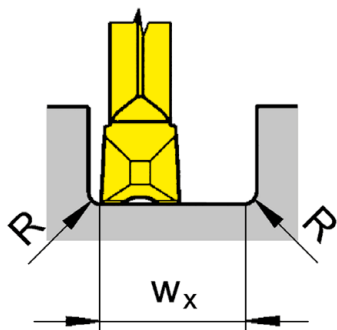
Calcul de la plus petite largeur de gorge possible w_x
Calcolo della larghezza di gola w_x più basso possibile

Exemple 229.FB30.02
Esempio


$w_x = 2 \times \text{Largeur de gorge} / \text{Larghezza della gola } w - 2 \times \text{Rayon d'angles plaque} / \text{Spigolo raggiato inserto } r$

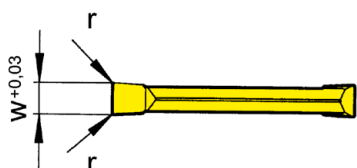
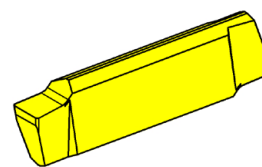
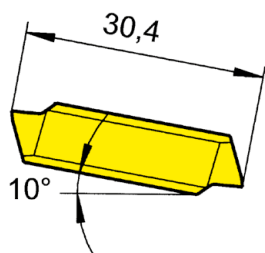
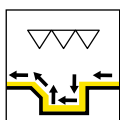
$w_x = 2 \times 3 \text{ mm} - 2 \times 0,2 \text{ mm}$

$w_x = 5,6 \text{ mm}$



Déroulement du processus
Percorso di lavoro





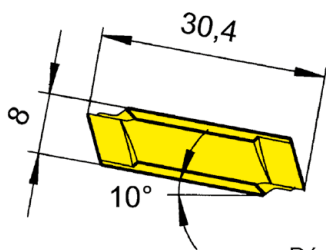
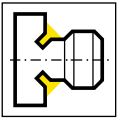
▲ en stock
a stock

Δ 4 semaines
4 settimane

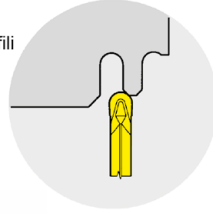
Nuance
Leghe

N° de commande Codice prodotto	w	r	HIS	TN32	H20
				▲	▲
229.0300.02	3	0,2	229020 • 229030	▲	▲
229.0400.02	4	0,2	229030 • 229040	Δ	▲
				P ● ●	
				M - o	
				K - -	
				N - -	
				S - -	
				H - -	



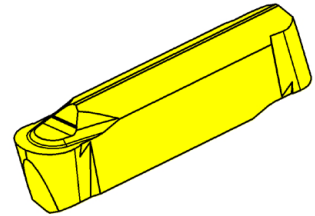
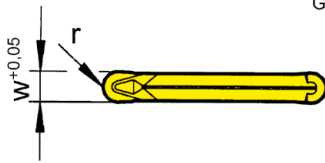
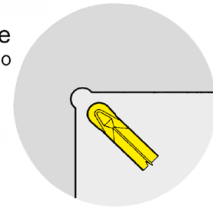


Contournage
Esecuzione di profili



ou
o

Dégagement d'angle
Gole di sacarico ad angolo

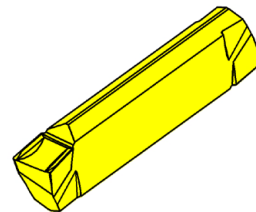
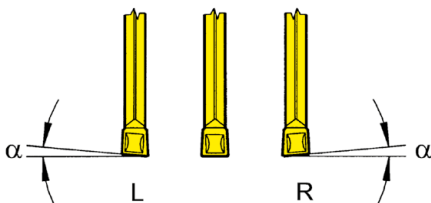
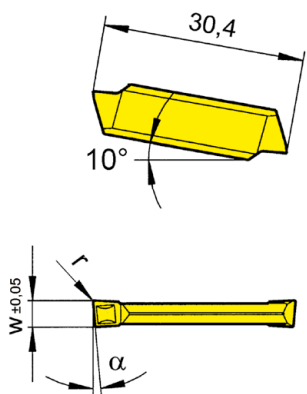
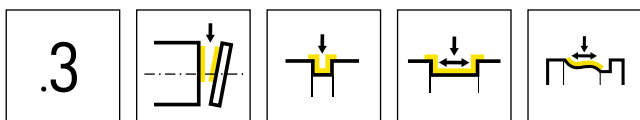


Nuance
Leghe

▲ en stock
a stock

Δ 4 semaines
4 settimane

N° de commande Codice prodotto	w	r	HIS	Nuance					
				MG12	P20	AS62	AS66	TN32	H20
229.0015.30	3	1,5	229020 • 229030	▲	▲	▲		▲	▲
229.0020.40	4	2	229030 • 229040	▲	▲	▲		▲	
229.0025.50	5	2,5	229040	▲	▲		▲	▲	
229.0030.60	6	3	229050		▲	▲		▲	
				P	O	●	●	●	●
				M	-	-	-	O	-
				K	-	-	-	●	-
				N	-	-	-	●	-
				S	-	-	-	O	-
				H	-	-	-	-	-



R = version à droite représentée
R = versione destra come in figura

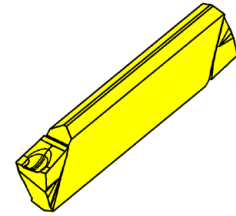
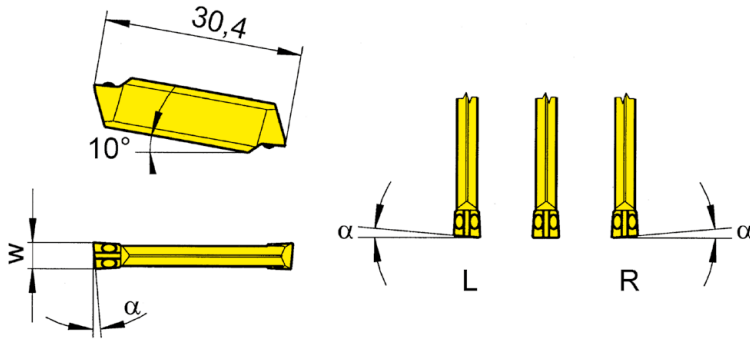
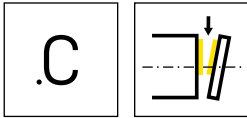
L = version à gauche
L = versione sinistra a specchio

▲ en stock
a stock

Nuance
Leghe
Δ 4 semaines
4 settimane

N° de commande Codice prodotto	w	r	α	HIS														
					MG12	P20	AL96	AS62	AS66	H54	IG66	TA45	TC92	TF45	TI22	TI25	TN32	TN35
R229.5300.31	3	0,2	5°	229020 • 229030	▲				▲					▲		▲	▲	▲
RS229.0530.32	3	0,2	5°	229020 • 229030				▲					Δ	▲	▲	▲	▲	▲
RS229.0540.32	4	0,2	5°	229030 • 229040				▲					Δ	Δ	▲	▲	▲	Δ
L229.5300.31	3	0,2	5°	229020 • 229030	▲			▲					▲	▲	▲	▲	▲	▲
LS229.0530.32	3	0,2	5°	229020 • 229030				▲					Δ	Δ	▲	▲	▲	▲
LS229.0540.32	4	0,2	5°	229030 • 229040				▲					Δ	Δ	▲	▲	▲	Δ
S229.0300.32	3	0,2	-	229020 • 229030	▲	Δ	▲	▲	▲	▲	▲	▲	Δ	▲	▲	▲	▲	▲
S229.0400.32	4	0,2	-	229030 • 229040	Δ	Δ	▲	▲	▲	▲	▲	▲	Δ	▲	▲	▲	▲	▲
R/L229.5300.31 précision affûtée , longueur 30,0 mm					P	O	●	●	●	●	●	●	●	●	●	●	●	●
R/L229.5300.31 rettificato di precisione, lunghezza 30,0 mm					M	-	-	-	○	●	●	●	-	●	-	●	-	●
					K	-	-	●	-	●	-	-	●	-	●	-	●	
					N	-	-	●	-	●	-	-	●	-	●	-	●	
					S	-	-	-	○	-	○	●	-	●	-	●	-	●
					H	-	-	-	-	-	-	-	-	-	-	-	-	





R = version à droite représentée
R = versione destra come in figura

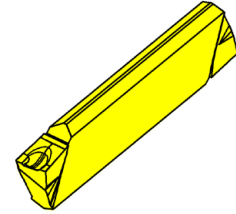
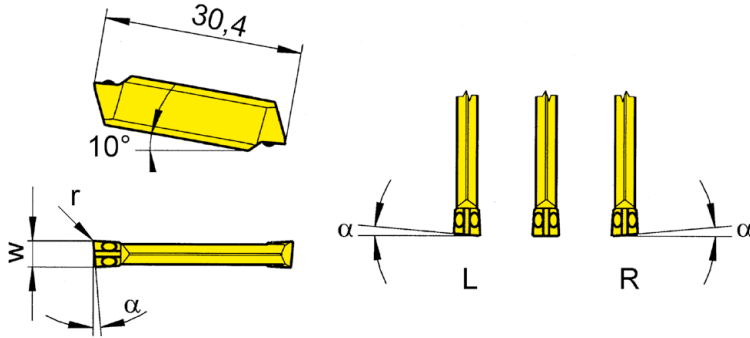
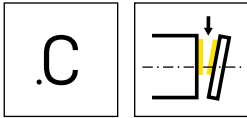
L = version à gauche
L = versione sinistra a specchio

▲ en stock
a stock

Nuance
Leghe
Δ 4 semaines
4 settimane

N° de commande Codice prodotto	w	α	HIS	Nuance Leghe			
				TC92	TF45	TI25	TN35
RS229.0530.C0	3	5°	229020 • 229030	Δ	▲	▲	▲
RS229.0540.C0	4	5°	229030 • 229040	Δ	Δ	Δ	▲
RS229.0830.C0	3	8°	229020 • 229030	▲	▲	▲	▲
RS229.0840.C0	4	8°	229030 • 229040		Δ	Δ	▲
LS229.0530.C0	3	5°	229020 • 229030	Δ	▲	▲	▲
LS229.0540.C0	4	5°	229030 • 229040	Δ	Δ	Δ	
LS229.0830.C0	3	8°	229020 • 229030	▲	▲	▲	▲
LS229.0840.C0	4	8°	229030 • 229040	Δ	Δ	Δ	Δ
S229.0030.C0	3	0°	229020 • 229030	Δ	▲	▲	▲
S229.0040.C0	4	0°	229030 • 229040	Δ	Δ	Δ	▲
P				●	●	●	●
M				-	●	●	●
K				-	●	●	●
N				-	●	●	●
S				-	●	●	●
H				-	-	-	-

H



R = version à droite représentée
R = versione destra come in figura

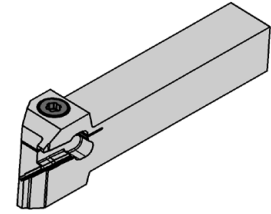
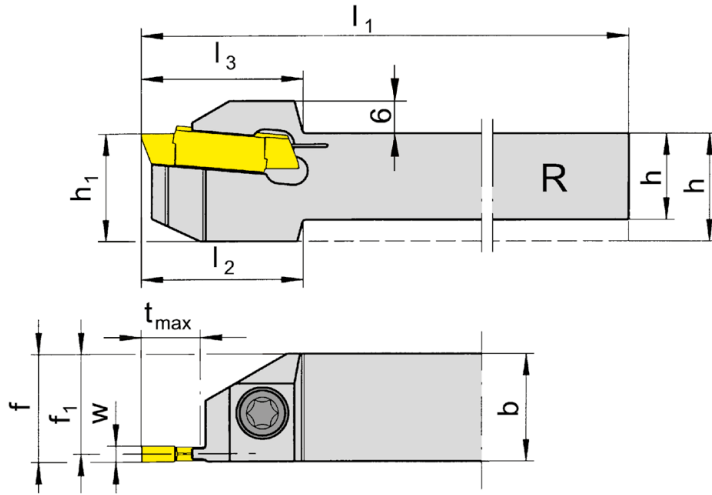
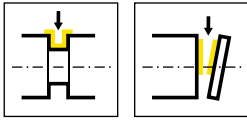
L = version à gauche
L = versione sinistra a specchio

▲ en stock
a stock

Nuance
Leghe
Δ 4 semaines
4 settimane

N° de commande Codice prodotto	w	r	α	HIS		TC92	TF45	TI25	TN35
RS229.0530.C1	3	0,15	5°	229020 • 229030		Δ	Δ	▲	▲
RS229.0830.C1	3	0,15	8°	229020 • 229030		Δ	▲	▲	▲
RS229.0540.C1	4	0,15	5°	229030 • 229040		Δ	Δ	Δ	Δ
RS229.0840.C1	4	0,15	8°	229030 • 229040			Δ	Δ	▲
LS229.0530.C1	3	0,15	5°	229020 • 229030		Δ	Δ	▲	▲
LS229.0830.C1	3	0,15	8°	229020 • 229030		Δ	▲	Δ	▲
LS229.0540.C1	4	0,15	5°	229030 • 229040		Δ	Δ		Δ
LS229.0840.C1	4	0,15	8°	229030 • 229040		Δ	Δ	Δ	Δ
S229.0030.C1	3	0,15	0°	229020 • 229030		Δ	Δ	▲	▲
						P	●	●	●
						M	-	●	●
						K	-	●	●
						N	-	●	●
						S	-	●	●
						H	-	-	-





R = version à droite représentée
R = versione destra come in figura

L = version à gauche
L = versione sinistra a specchio

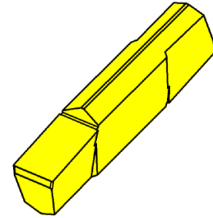
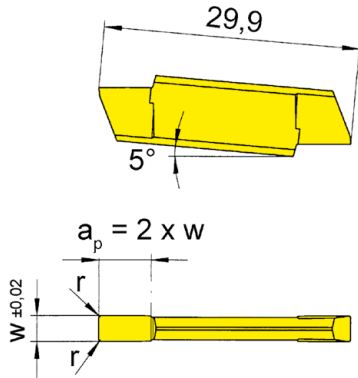
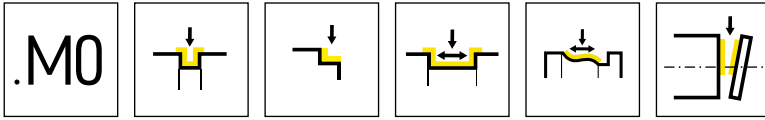
N° de commande Codice prodotto	h	b	l ₁	l ₂	l ₃	h ₁	f	f ₁	t _{max}	HWS
RH259.1616.03	16	16	135	30	30	20	f ₁ +w/2	14,55	11	229030
RH259.2020.03	20	20	135	-	30	20	f ₁ +w/2	18,55	11	229030
RH259.2525.03	25	25	135	-	30	25	f ₁ +w/2	23,55	11	229030
RH259.1616.13	16	16	135	33	33	20	f ₁ +w/2	14,55	18	229030
RH259.2020.13	20	20	135	-	33	20	f ₁ +w/2	18,55	18	229030
RH259.2525.13	25	25	135	-	33	25	f ₁ +w/2	23,55	18	229030
LH259.1616.03	16	16	135	30	30	20	f ₁ +w/2	14,55	11	229030
LH259.2020.03	20	20	135	-	30	20	f ₁ +w/2	18,55	11	229030
LH259.2525.03	25	25	135	-	30	25	f ₁ +w/2	23,55	11	229030
LH259.1616.13	16	16	135	33	33	20	f ₁ +w/2	14,55	18	229030
LH259.2020.13	20	20	135	-	33	20	f ₁ +w/2	18,55	18	229030
LH259.2525.13	25	25	135	-	33	25	f ₁ +w/2	23,55	18	229030

w voir plaquettes amovibles
w vd. inserti

Pièces Détachées

Ricambi

Porte outils Portainsero	Vis de serrage Vite di serraggio	Tournevis TORX PLUS® Cacciavite TORX PLUS®
R/LH259...	6.23T25P	T25PQ



La profondeur de passe en chariotage a_p
Tornitura longitudinale fino a a_p

2 x w pour usinage des laitons (Ms58)
2 x w su ottone (Ms58)

▲ en stock
a stock

Nuance
Leghe
Δ 4 semaines
4 settimane

N° de commande Codice prodotto	w	r	HIS	MG12
259.0300.M1	3	0,15	229030	▲
259.0300.M2	3	0,2	229030	▲
259.0400.M1	4	0,15	229030	▲
259.0400.M2	4	0,2	229030	▲

P	o
M	-
K	-
N	-
S	-
H	-





H

231



Porte outils et plaquettes

Largeur de gorge 2,5 - 10 mm

Portainserito e inserti

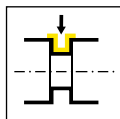
Larghezza della gola 2,5 - 10 mm

I

Géométries et avances
Geometrie e avanzamenti

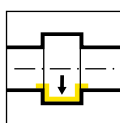
Page/Pag.
277

Porte outils
Portainserito
211



Page/Pag.
278-279

Cartouche
Cartuccia
208




Page/Pag.
280

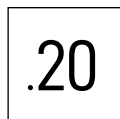
Dimensions de
logement
Dimensione della sede

Page/Pag.
281

Plaquette amovible
Inserto
231



Page/Pag.
282



Page/Pag.
283

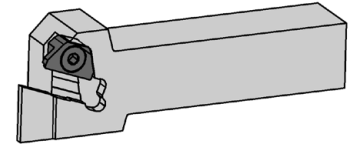
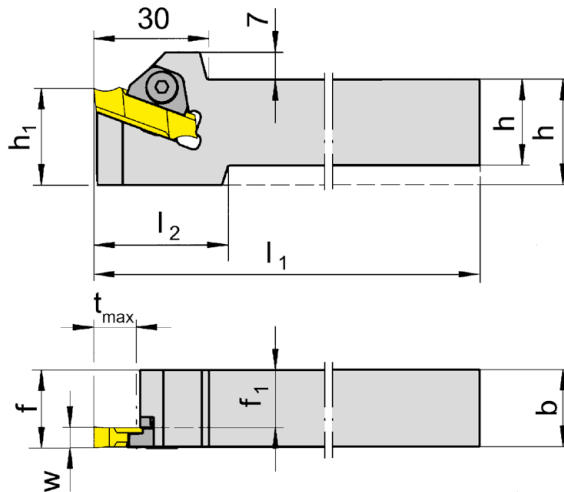
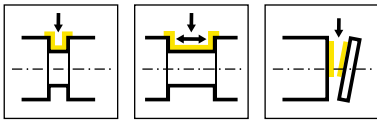
Géométries et avances

Geometrie e avanzamenti



Géométrie Geometria	Matière Materiale	Avance f [mm/trs] Avanzamento f [mm/giro]	Usinage Lavorazione						
.10	<table border="1"> <tr> <td>P</td> <td>M</td> <td>K</td> </tr> <tr> <td>N</td> <td>S</td> <td>H</td> </tr> </table>	P	M	K	N	S	H	↓ 0,05-0,15	
P	M	K							
N	S	H							
.20	<table border="1"> <tr> <td>P</td> <td>M</td> <td>K</td> </tr> <tr> <td>N</td> <td>S</td> <td>H</td> </tr> </table>	P	M	K	N	S	H	↓ 0,07-0,25	
P	M	K							
N	S	H							





R = version à droite représentée
R = versione destra come in figura

L = version à gauche
L = versione sinistra a specchio

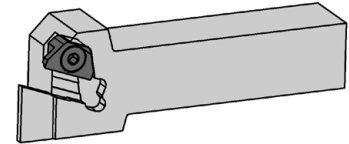
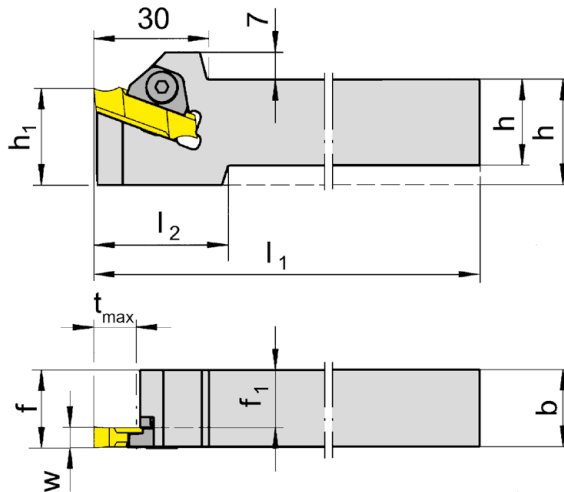
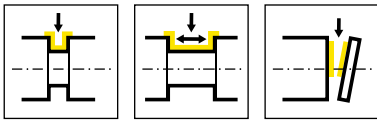
N° de commande Codice prodotto	h	b	l ₁	l ₂	h ₁	f ₁	f	t _{max}	HWS
R211.2020.02	20	20	125	35	25	17,5	f ₁ +w-a ₁	11	23102R
R211.2525.02	25	25	150	-	25	22,5	f ₁ +w-a ₁	11	23102R
R211.3232.02	32	32	170	-	32	29,5	f ₁ +w-a ₁	11	23102R
R211.2020.03	20	20	125	35	25	17	f ₁ +w-a ₁	11	23103R
R211.2525.03	25	25	150	-	25	22	f ₁ +w-a ₁	11	23103R
R211.3232.03	32	32	170	-	32	29	f ₁ +w-a ₁	11	23103R
R211.2020.04	20	20	125	35	25	16	f ₁ +w-a ₁	11	23104R • 23104N
R211.3232.04	32	32	170	-	32	28	f ₁ +w-a ₁	11	23104R • 23104N
L211.2020.02	20	20	125	35	25	17,5	f ₁ +w-a ₁	11	23102L
L211.2525.02	25	25	150	-	25	22,5	f ₁ +w-a ₁	11	23102L
L211.3232.02	32	32	170	-	32	29,5	f ₁ +w-a ₁	11	23102L
L211.2020.03	20	20	125	35	25	17	f ₁ +w-a ₁	11	23103L
L211.2525.03	25	25	150	-	25	22	f ₁ +w-a ₁	11	23103L
L211.3232.03	32	32	170	-	32	29	f ₁ +w-a ₁	11	23103L
L211.2020.04	20	20	125	35	25	16	f ₁ +w-a ₁	11	23104L • 23104N
L211.2525.04	25	25	150	-	25	21	f ₁ +w-a ₁	11	23104L • 23104N
L211.3232.04	32	32	170	-	32	28	f ₁ +w-a ₁	11	23104L • 23104N

w, a1 voir plaquettes amovibles
w, a1 vd. inserti

Pièces Détachées

Ricambi

Porte outils Portainsero	Bride Staffa
R/L211...02	2.16.2
R/L211...03	2.16.3
R/L211...04	2.16.7



R = version à droite représentée
R = versione destra come in figura

L = version à gauche
L = versione sinistra a specchio

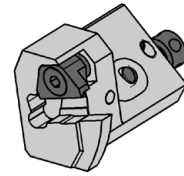
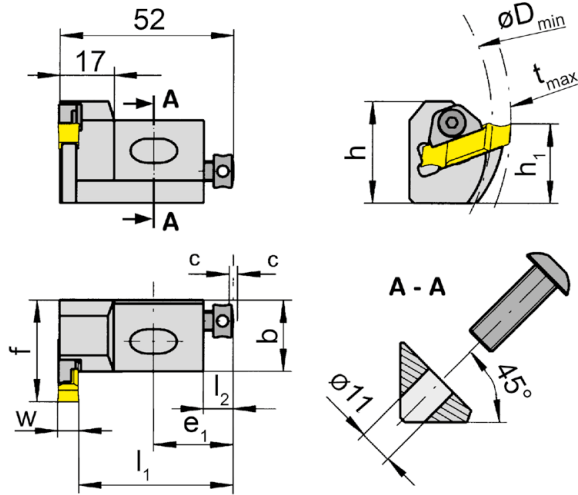
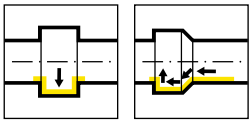
N° de commande Codice prodotto	h	b	l ₁	l ₂	h ₁	f ₁	f	t _{max}	HWS
R211.2020.05	20	20	125	35	25	15	f ₁ +w-a ₁	11	23105R • 23105N
R211.2525.05	25	25	150	-	25	20	f ₁ +w-a ₁	11	23105R • 23105N
R211.3232.05	32	32	170	-	32	27	f ₁ +w-a ₁	11	23105R • 23105N
R211.2020.07	20	20	125	35	25	13	f ₁ +w-a ₁	11	23107R • 23107N
R211.2525.07	25	25	150	-	25	18	f ₁ +w-a ₁	11	23107R • 23107N
R211.3232.07	32	32	170	-	32	25	f ₁ +w-a ₁	11	23107R • 23107N
R211.2020.09	20	20	125	35	25	11	f ₁ +w-a ₁	11	23109R • 23109N
R211.2525.09	25	25	150	-	25	16	f ₁ +w-a ₁	11	23109R • 23109N
R211.3232.09	32	32	170	-	32	23	f ₁ +w-a ₁	11	23109R • 23109N
L211.2020.05	20	20	125	35	25	15	f ₁ +w-a ₁	11	23105L • 23105N
L211.2525.05	25	25	150	-	25	20	f ₁ +w-a ₁	11	23105L • 23105N
L211.3232.05	32	32	170	-	32	27	f ₁ +w-a ₁	11	23105L • 23105N
L211.2020.07	20	20	125	35	25	13	f ₁ +w-a ₁	11	23107L • 23107N
L211.2525.07	25	25	150	-	25	18	f ₁ +w-a ₁	11	23107L • 23107N
L211.3232.07	32	32	170	-	32	25	f ₁ +w-a ₁	11	23107L • 23107N
L211.2020.09	20	20	125	35	25	11	f ₁ +w-a ₁	11	23109L • 23109N
L211.2525.09	25	25	150	-	25	16	f ₁ +w-a ₁	11	23109L • 23109N
L211.3232.09	32	32	170	-	32	23	f ₁ +w-a ₁	11	23109L • 23109N

w, a1 voir plaquettes amovibles
w, a1 vd. inserti

Pièces Détachées

Ricambi

Porte outils Portainsero	Bride Staffa
R/L211...	2.16.7



R = version à droite représentée
R = versione destra come in figura

L = version à gauche
L = versione sinistra a specchio

N° de commande Codice prodotto	h	b	h ₁	f	l ₁	E ₁	l ₂	C	D _{min}	t _{max}	HWS	HMS
R208.2520.04	32	20	25	32	47,8	25	9	2	75	5	23104R • 23104N	032001R
R208.2520.05	32	20	25	32	46,8	25	9	2	75	5	23105R • 23105N	032001R
R208.2520.07	32	20	25	32	44,8	25	9	2	75	5	23107R • 23107N	032001R
R208.2520.09	32	20	25	32	42,8	25	9	2	75	5	23107R • 23107N	032001R
L208.2520.04	32	20	25	32	47,8	25	9	2	75	5	23104L • 23104N	032001L
L208.2520.05	32	20	25	32	46,8	25	9	2	75	5	23105L • 23105N	032001L
L208.2520.07	32	20	25	32	44,8	25	9	2	75	5	23107L • 23107N	032001L
L208.2520.09	32	20	25	32	42,8	25	9	2	75	5	23107L • 23107N	032001L

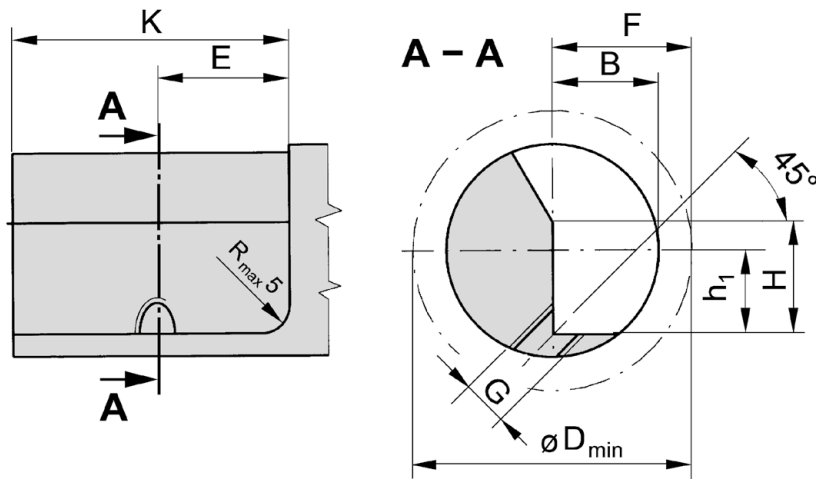
Profondeur de gorge selon le \varnothing d'alésage
Profondità gola in funzione al \varnothing del foro

Dmin	tmax
75	5
85	6
95	6,5
110	7
140	8
200	9

Pièces Détachées

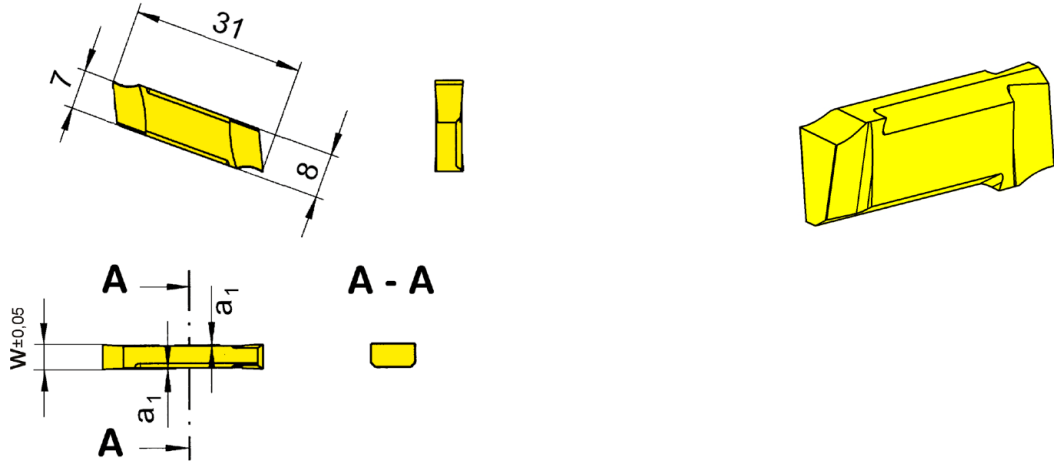
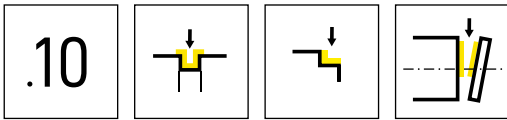
Ricambi

Cartouche Cartuccia	Vis de serrage Vite di serraggio	Vis Vite	Bride Staffa
R/L208...	4.08.913	6.12.020	2.16.7 K



Cartouche Cartucce	F	G	H	K	E	B	h	D _{min}	Plage de serrage Campo di serraggio
R/L208.2520...	32	M10	32	50	25	20	25	75	0.30.208



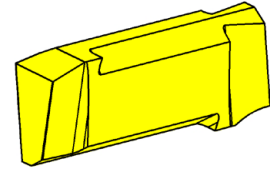
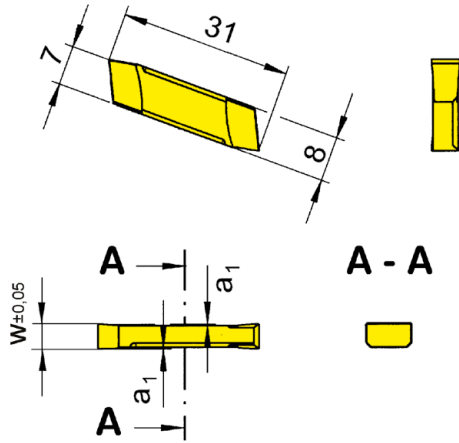
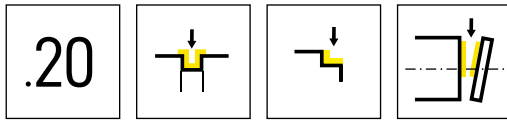


R = version à droite représentée
R = versione destra come in figura

L = version à gauche
L = versione sinistra a specchio

Nuance
Leghe
▲ en stock
a stock
Δ 4 semaines
4 settimane

N° de commande Codice prodotto	w	a ₁	HIS	Nuance Leghe			
				K10	P20	TC92	TN32
R231.0250.10	2,5	0,2	23102R	Δ	▲		▲
R231.0300.10	3	0,2	23103R		Δ		
R231.0350.10	3,5	0,2	23103R	Δ	Δ		Δ
L231.0250.10	2,5	0,2	23102L	Δ	▲		▲
L231.0300.10	3	0,2	23103L		▲		
L231.0350.10	3,5	0,2	23103L	Δ	Δ		Δ
231.0400.10	4	0,2	23104N	▲	▲	▲	
231.0500.10	5	0,2	23105N		▲	▲	
231.0600.10	6	0,2	23105N		▲	Δ	
231.0700.10	7	0,2	23107N		Δ	▲	Δ
231.0800.10	8	0,2	23107N	Δ	Δ		▲
231.0900.10	9	0,2	23109N	Δ	Δ		
231.1000.10	10	0,2	23109N	Δ		Δ	▲
				P	●	●	●
				M	○	-	-
				K	●	-	-
				N	●	-	-
				S	○	-	-
				H	-	-	-




R = version à droite représentée
R = versione destra come in figura

L = version à gauche
L = versione sinistra a specchio

▲ en stock
a stock

Nuance
Leghe
Δ 4 semaines
4 settimane

N° de commande Codice prodotto	w	a ₁	HIS	Nuance Leghe		
				K10	AS46	TC92
R231.0250.20	2,5	0,2	23102R			Δ
R231.0300.20	3	0,2	23103R			Δ
R231.0350.20	3,5	0,2	23103R			Δ
L231.0250.20	2,5	0,2	23102L			Δ
L231.0300.20	3	0,2	23103L			Δ
L231.0350.20	3,5	0,2	23103L			Δ
231.0400.20	4	0,2	23104N			Δ
231.0500.20	5	0,2	23105N			Δ
231.0600.20	6	0,2	23105N			Δ
231.0700.20	7	0,2	23107N			Δ
231.0800.20	8	0,2	23107N			Δ
231.0900.20	9	0,2	23109N			Δ
231.1000.20	10	0,2	23109N	Δ	Δ	Δ
				P ●	o	●
				M o	o	-
				K ●	●	-
				N ●	o	-
				S o	o	-
				H -	-	-



I

262



Porte outils et plaquettes

Profondeur de gorge 0,025 - 2 mm

Portainserito e inserti

Profondità della gola 0,025 - 2 mm

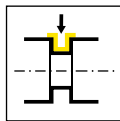
J

Gorge (extérieur)

Gole (esterne)

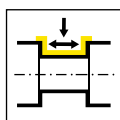


Porte outils
Portainsero
H262

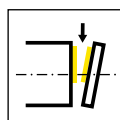


Page/Pag.
287

Plaquette amovible
Inserto
S262



Page/Pag.
288-289, 291



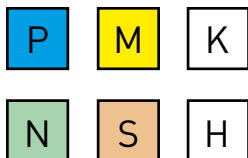
Page/Pag.
290

Géométrie
Geometria

Matière
Materiale

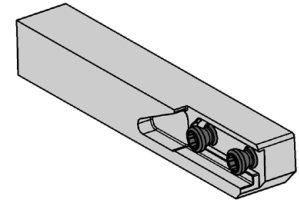
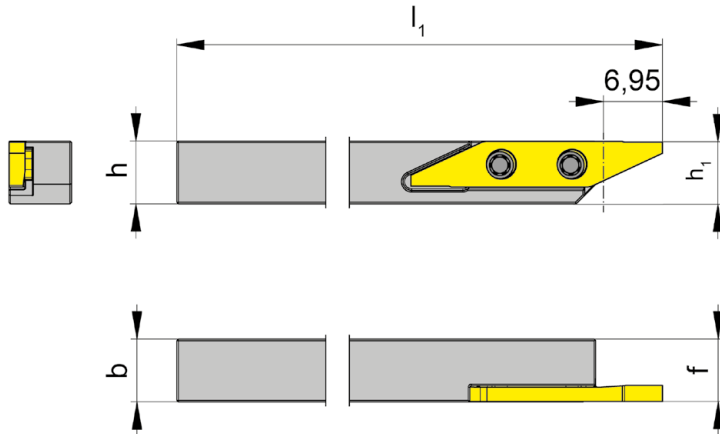
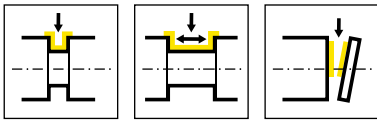
Avance f [mm/trs]
Avanzamento f [mm/giro]

S262



↓ 0,01-0,10
↔ 0,002-0,02

J




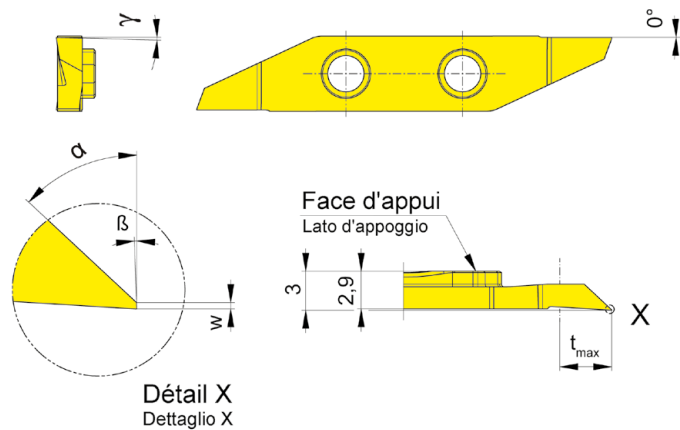
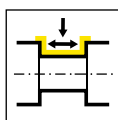
L = version à gauche représentée
L = versione sinistra come in figura

N° de commande Codice prodotto	h	b	l ₁	h ₁	f	t _{max}	HWS
LH262.0606.04	6	6	100	5,83	5,95	7,5	26204L
LH262.0707.04	7	7	100	6,83	6,95	7,5	26204L
LH262.0808.04	8	8	100	7,83	7,95	7,5	26204L
LH262.0808.2.04	8	8	150	7,83	7,95	7,5	26204L
LH262.1010.04	10	10	100	9,83	9,95	7,5	26204L

Pièces Détachées

Ricambi

Porte outils Portainsero	Vis de serrage Vite di serraggio	Tournevis TORX PLUS® Cacciavite TORX PLUS®
LH262...	030.2557.T8P	T8PL


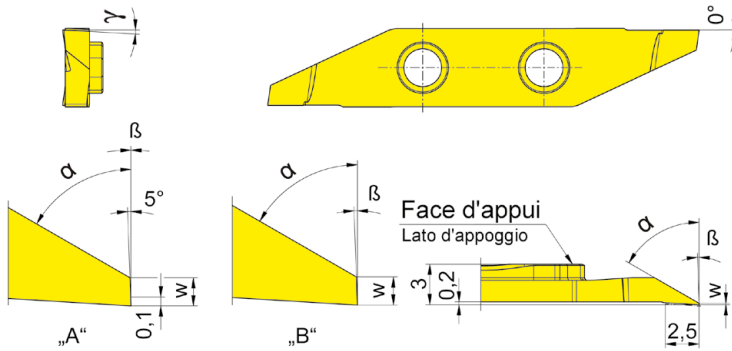
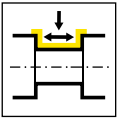


Détail X
Dettaglio X

L = version à gauche représentée
L = versione sinistra come in figura

Nuance
Leghe
▲ en stock
a stock
Δ 4 semaines
4 settimane

N° de commande Codice prodotto	w	t _{max}	γ	α	β	HIS	EG35
LS262.0247.04	0,025	1,8	1,5°	47°	2°	26204L	▲
							P ●
							M ●
							K ○
							N -
							S -
							H -


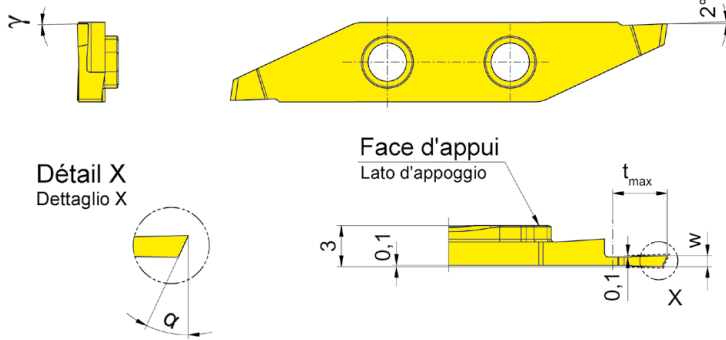
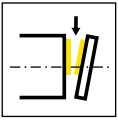


L = version à gauche représentée
L = versione sinistra come in figura

Nuance
Leghe
▲ en stock
a stock
Δ 4 semaines
4 settimane

N° de commande Codice prodotto	w	t _{max}	γ	α	Forme	β	HIS	EG35
LS262.0147.04	0,03	1,8	0°	47°	A	0°	26204L	▲
LS262.0160.03	0,105	3	3°	60°	B	2°	26204L	▲
								P ●
								M ●
								K ○
								N -
								S -
								H -

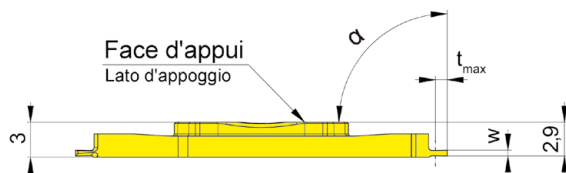

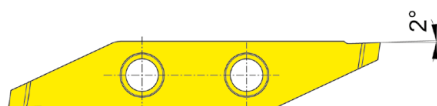
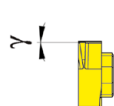
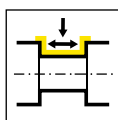




L = version à gauche représentée
L = versione sinistra come in figura

Nuance
Leghe
▲ en stock
a stock
Δ 4 semaines
4 settimane

N° de commande Codice prodotto	w	t _{max}	γ	α	HIS	EG35
LS262.2007.02	0,7	2	0°	20°	26204L	▲
LS262.2508.03	0,8	3	0°	25°	26204L	▲
LS262.2509.04	0,9	4	0°	25°	26204L	▲
LS262.2510.05	1	5	0°	25°	26204L	▲
						P ●
						M ●
						K ○
						N -
						S -
						H -



L = version à gauche représentée
L = versione sinistra come in figura

▲ en stock
a stock

Nuance
Leghe
Δ 4 semaines
4 settimane

N° de commande Codice prodotto	w	t _{max}	γ	α	HIS	EG35
LS262.0005.01	0,5	1	0°	90°	26204L	▲
LS262.0012.02	1,2	2	0°	90°	26204L	▲
LS262.0015.03	1,5	3	0°	90°	26204L	▲
						P ●
						M ●
						K ○
						N -
						S -
						H -



Autres outils, voir le catalogue
„TECHNOLOGIES D’USINAGE SUR MACHINES TYPES SUISSE“ (KLANGDREH100FI).

Altri utensili, consultare il catalogo
„TECNOLOGIA PER TORNI A FANTINA MOBILE“ (KLANGDREH100FI).



264



Porte outils et plaquettes

Largeur de gorge 1,5 - 3 mm

Portainserito e inserti

Larghezza della gola 1,5 - 3 mm

K

Gorge et Chariotage (extérieur)

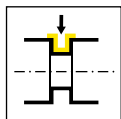
Gole e Tornitura in passata (esterna)



Géométries et avances
Geometrie e avanzamenti

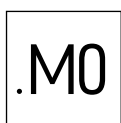
Page/Pag.
295

Porte outils
Portainsero
H264




Page/Pag.
296-300

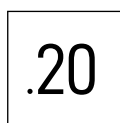
Plaquette amovible
Inserto
264



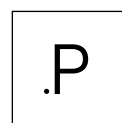
Page/Pag.
301-302



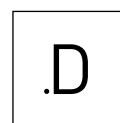
Page/Pag.
303-304



Page/Pag.
305



Page/Pag.
306



Page/Pag.
307

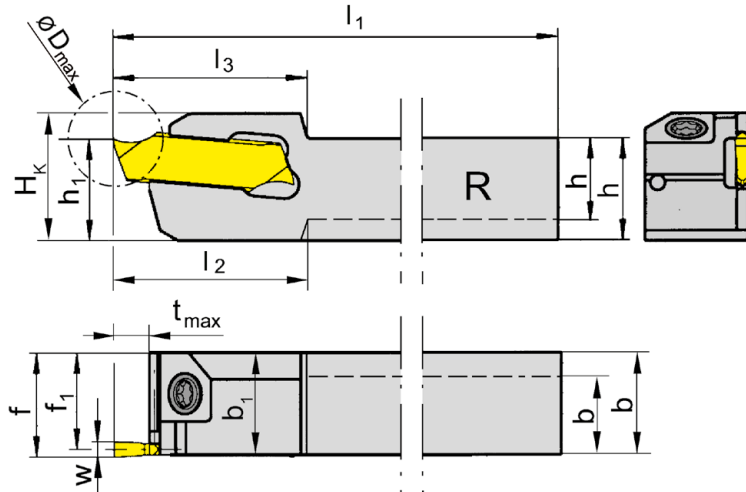
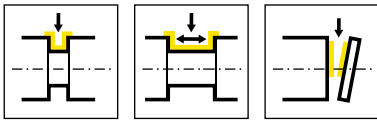
Géométries et avances

Geometrie e avanzamenti



Géométrie Geometria	Matière Materiale	Avance f [mm/trs] Avanzamento f [mm/giro]	Usinage Lavorazione						
.M0	<table border="1"> <tr> <td>P</td> <td>M</td> <td>K</td> </tr> <tr> <td>N</td> <td>S</td> <td>H</td> </tr> </table>	P	M	K	N	S	H	<p>↓</p> <p>↔ 0,02-0,15</p>	
P	M	K							
N	S	H							
.10	<table border="1"> <tr> <td>P</td> <td>M</td> <td>K</td> </tr> <tr> <td>N</td> <td>S</td> <td>H</td> </tr> </table>	P	M	K	N	S	H	<p>↓</p> <p>0,05-0,15</p>	
P	M	K							
N	S	H							
.20	<table border="1"> <tr> <td>P</td> <td>M</td> <td>K</td> </tr> <tr> <td>N</td> <td>S</td> <td>H</td> </tr> </table>	P	M	K	N	S	H	<p>↓</p> <p>0,07-0,25</p>	
P	M	K							
N	S	H							
.P	<table border="1"> <tr> <td>P</td> <td>M</td> <td>K</td> </tr> <tr> <td>N</td> <td>S</td> <td>H</td> </tr> </table>	P	M	K	N	S	H	<p>↓</p> <p>↔ 0,02-0,08</p> <p>↔ 0,02-0,04</p>	
P	M	K							
N	S	H							
.D	<table border="1"> <tr> <td>P</td> <td>M</td> <td>K</td> </tr> <tr> <td>N</td> <td>S</td> <td>H</td> </tr> </table>	P	M	K	N	S	H	<p>↓</p> <p>↔ 0,03-0,15</p> <p>↔ 0,05-0,20</p>	
P	M	K							
N	S	H							

K



R = version à droite représentée
R = versione destra come in figura

L = version à gauche
L = versione sinistra a specchio

N° de commande Codice prodotto	h	b	l ₁	l ₂	l ₃	h ₁	b ₁	f ₁	f	t _{max}	D _{max}	H _K	HWS
RH264.0808.01	8	8	120	17,5	17,5	8	10	9,25	10	4	22	12,5	26401
RH264.1010.01	10	10	120	-	17,5	10	-	9,25	10	4	22	12,5	26401
RH264.1010.02	10	10	120	-	17,5	10	-	9	10	4	32	12,5	26402
RH264.1010.11	10	10	120	-	19	10	-	9,25	10	10	20	12,5	26401
RH264.1212.01	12	12	120	-	17,5	12	-	11,25	12	4	22	14,5	26401
RH264.1212.11	12	12	120	-	19	12	-	11,25	12	10	20	14,5	26401
RH264.1212.21	12	12	120	-	22	12	-	11,25	12	13	26	15,5	26401
RH264.1616.01	16	16	120	-	17,5	16	-	15,25	16	4	32	18,5	26401
RH264.1616.11	16	16	120	-	19	16	-	15,25	16	10	32	18,5	26401
RH264.1616.21	16	16	120	-	22	16	-	15,25	16	13	32	19,5	26401
LH264.0808.01	8	10	120	17,5	17,5	8	10	9,25	10	4	22	12,5	26401
LH264.1010.01	10	10	120	-	17,5	10	-	9,25	10	4	22	12,5	26401
LH264.1010.11	10	10	120	-	19	10	-	9,25	10	10	20	12,5	26401
LH264.1212.01	12	12	120	-	17,5	12	-	11,25	12	4	22	14,5	26401
LH264.1212.11	12	12	120	-	19	12	-	11,25	12	10	20	14,5	26401
LH264.1212.21	12	12	120	-	22	12	-	11,25	12	13	26	15,5	26401
LH264.1616.01	16	16	120	-	17,5	16	-	15,25	16	4	32	18,5	26401
LH264.1616.11	16	16	120	-	19	16	-	15,25	16	10	32	18,5	26401
LH264.1616.21	16	16	120	-	22	16	-	15,25	16	13	32	19,5	26401

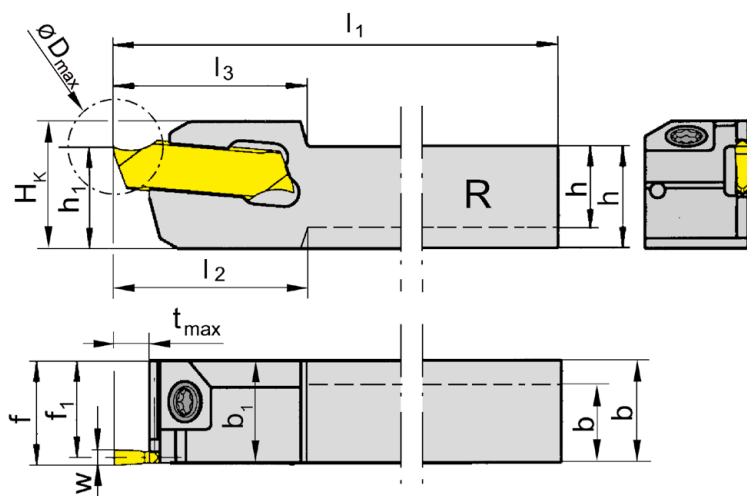
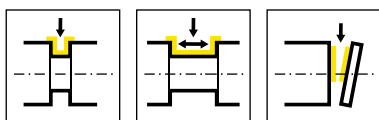
w voir plaquettes
w vd. inserti

K

Pièces Détachées

Ricambi

Porte outils Portainsero	Vis de serrage Vite di serraggio	Tournevis TORX PLUS® Cacciavite TORX PLUS®
R/LH264...	3.5.12T10EP	T10PL



R = version à droite représentée
R = versione destra come in figura

L = version à gauche
L = versione sinistra a specchio

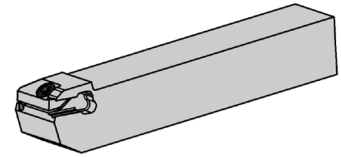
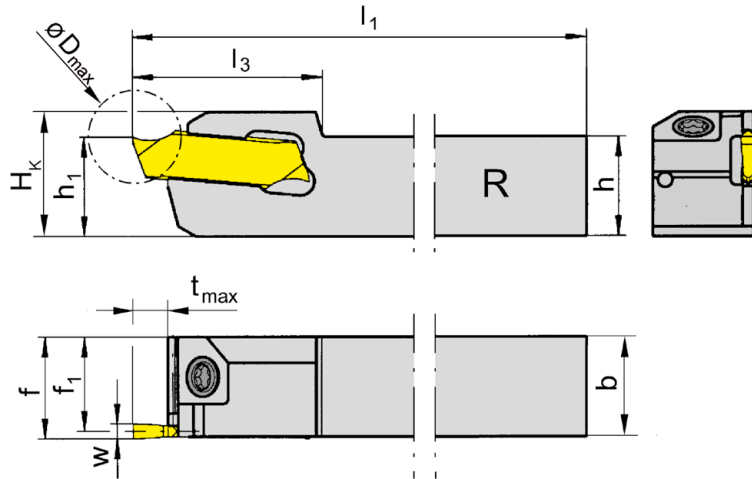
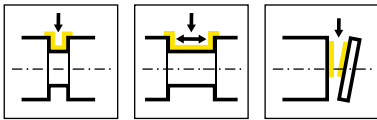
N° de commande Codice prodotto	h	b	l ₁	l ₃	h ₁	f ₁	f	t _{max}	D _{max}	H _k	HWS
RH264.1010.02	10	10	120	17,5	10	9	10	4	32	12,5	26402
RH264.1212.02	12	12	120	17,5	12	11	12	4	32	14,5	26402
RH264.1616.02	16	16	120	17,5	16	15	16	4	32	18,5	26402
RH264.1010.12	10	10	120	19	10	9	10	10	32	12,5	26402
RH264.1212.12	12	12	120	19	12	11	12	10	32	14,5	26402
RH264.1616.12	16	16	120	19	16	15	16	10	32	18,5	26402
RH264.1212.22	12	12	120	25	12	11	12	16	32	14,5	26402
RH264.1616.22	16	16	120	25	16	15	16	16	32	19,5	26402
LH264.1010.02	10	10	120	17,5	10	9	10	4	32	12,5	26402
LH264.1212.02	12	12	120	17,5	12	11	12	4	32	14,5	26402
LH264.1616.02	16	16	120	17,5	16	15	16	4	32	18,5	26402
LH264.1010.12	10	10	120	19	10	9	10	10	32	12,5	26402
LH264.1212.12	12	12	120	19	12	11	12	10	32	14,5	26402
LH264.1616.12	16	16	120	19	16	15	16	10	32	18,5	26402
LH264.1212.22	12	12	120	25	12	11	12	16	32	14,5	26402
LH264.1616.22	16	16	120	25	16	15	16	16	32	19,5	26402

w voir plaquettes
w vd. inserti

Pièces Détachées

Ricambi

Porte outils Portainsero	Vis de serrage Vite di serraggio	Tournevis TORX PLUS® Cacciavite TORX PLUS®
R/LH264...	3.5.12T10EP	T10PL



R = version à droite représentée
R = versione destra come in figura

L = version à gauche
L = versione sinistra a specchio

N° de commande Codice prodotto	h	b	l ₁	l ₃	h ₁	f ₁	f	t _{max}	D _{max}	H _K	HWS
RH264.1212.03	12	12	120	17,5	12	10,75	12	4	32	14,5	26403
RH264.1616.03	16	16	120	17,5	16	14,75	16	4	32	18,5	26403
RH264.1212.13	12	12	120	19	12	10,75	12	10	32	14,5	26403
RH264.1616.13	16	16	120	19	16	14,75	16	10	32	18,5	26403
RH264.1212.23	12	12	120	25	12	10,75	12	16	32	14,5	26403
RH264.1616.23	16	16	120	25	16	14,75	16	16	32	18,5	26403
LH264.1616.03	16	16	120	17,5	16	14,75	16	4	32	18,5	26403
LH264.1212.13	12	12	120	19	12	10,75	12	10	32	14,5	26403
LH264.1616.13	16	16	120	19	16	14,75	16	10	32	18,5	26403
LH264.1212.23	12	12	120	25	12	10,75	12	16	32	14,5	26403
LH264.1616.23	16	16	120	25	16	14,75	16	16	32	18,5	26403

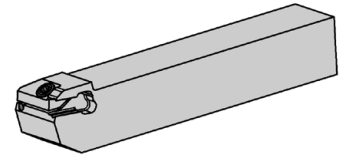
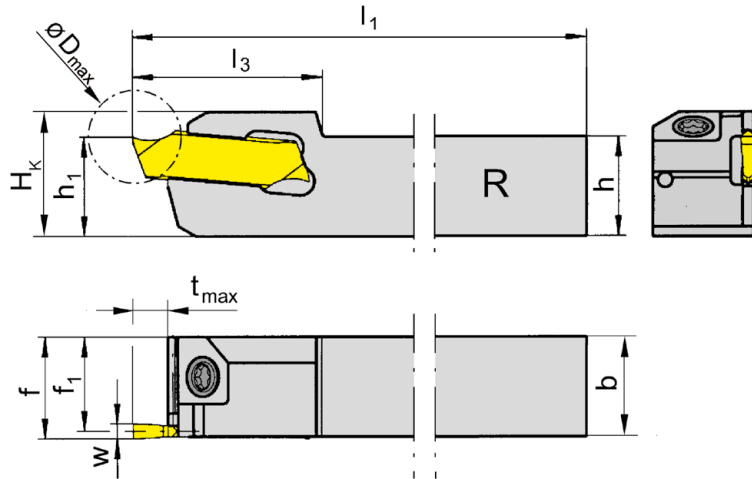
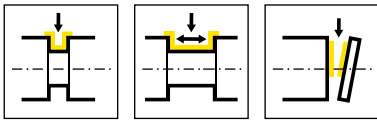
w voir plaquettes
w vd. inserti

K

Pièces Détachées

Ricambi

Porte outils Portainsero	Vis de serrage Vite di serraggio	Tournevis TORX PLUS® Cacciavite TORX PLUS®
R/LH264...	3.5.12T10EP	T10PL



R = version à droite représentée
R = versione destra come in figura

L = version à gauche
L = versione sinistra a specchio

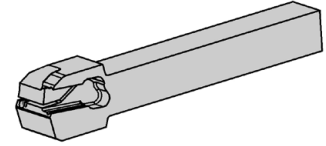
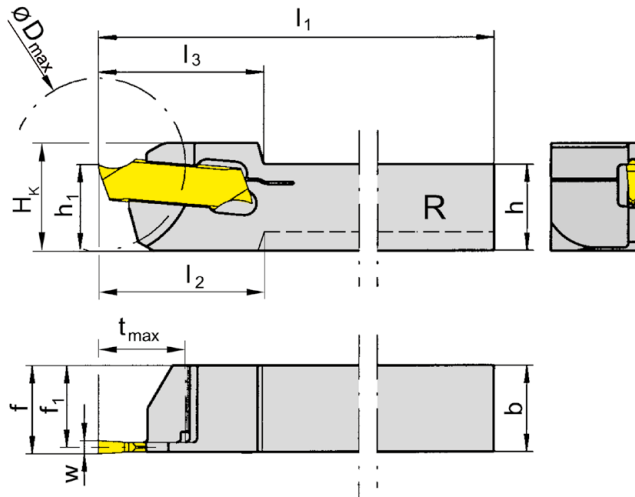
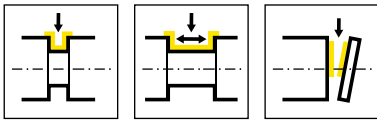
N° de commande Codice prodotto	h	b	l ₁	l ₃	h ₁	f ₁	f	t _{max}	D _{max}	H _K	HWS
RH264.1212.04	12	12	120	17,5	12	10,5	12	5	32	15	26404
RH264.1616.04	16	16	120	17,5	16	14,5	16	5	32	19	26404
RH264.1212.14	12	12	120	19	12	10,5	12	10	32	15	26404
RH264.1616.14	16	16	120	19	16	14,5	16	10	32	19	26404
RH264.1212.24	12	12	120	25	12	10,5	12	16	32	15	26404
RH264.1616.24	16	16	120	25	16	14,5	16	16	32	19	26404
LH264.1212.04	12	12	120	17,5	12	10,5	12	5	32	15	26404
LH264.1616.04	16	16	120	17,5	16	14,5	16	5	32	19	26404
LH264.1212.14	12	12	120	19	12	10,5	12	10	32	15	26404
LH264.1616.14	16	16	120	19	16	14,5	16	10	32	19	26404
LH264.1212.24	12	12	120	25	12	10,5	12	16	32	15	26404
LH264.1616.24	16	16	120	25	16	14,5	16	16	32	19	26404

w voir plaquettes
w vd. inserti

Pièces Détachées

Ricambi

Porte outils Portainsero	Vis de serrage Vite di serraggio	Tournevis TORX PLUS® Cacciavite TORX PLUS®
R/LH264...	3.5.12T10EP	T10PL



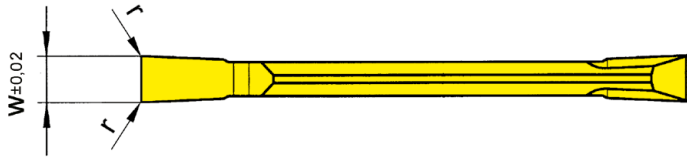
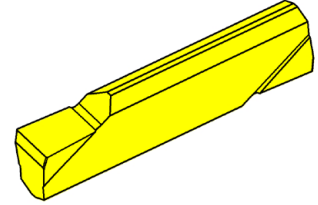
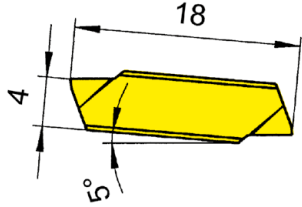
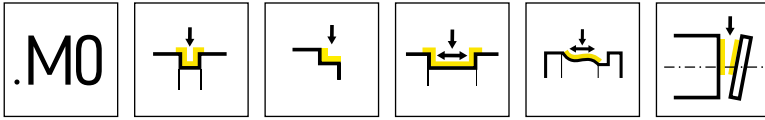
R = version à droite représentée
R = versione destra come in figura

L = version à gauche
L = versione sinistra a specchio

N° de commande Codice prodotto	h	b	l ₁	l ₂	l ₃	h ₁	f ₁	f	t _{max}	D _{max}	H _K	HWS
RH264.0808.51	8	8	120	18	18	10	7,25	8	7	20	12,5	26401
RH264.1010.61	10	10	120	-	19	10	9,25	10	10	20	12,5	26401
RH264.1010.62	10	10	120	-	19	10	9	10	10	20	12,5	26402
RH264.1212.62	12	12	120	-	19	12	11	12	10	20	14,5	26402
RH264.1212.63	12	12	120	-	19	12	10,75	12	10	32	14,5	26403
LH264.0808.51	8	8	120	18	18	10	7,25	8	7	20	12,5	26401
LH264.1010.61	10	10	120	-	19	10	9,25	10	10	20	12,5	26401
LH264.1010.62	10	10	120	-	19	10	9	10	10	20	12,5	26402
LH264.1212.62	12	12	120	-	19	12	11	12	10	20	14,5	26402
LH264.1212.63	12	12	120	-	19	12	10,75	12	10	32	14,5	26403
LH264.1212.64	12	12	120	-	19	12	10,5	12	10	32	14,5	26404

w voir plaquettes
w vd. inserti

La clé P39L n'est pas fournie avec le porte outils - à cder séparément!
La chiave P39L non viene fornita con la portainsero - bisogna ordinarla separatamente!

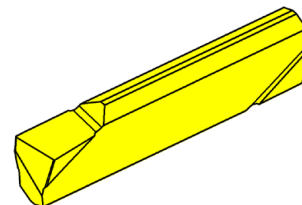
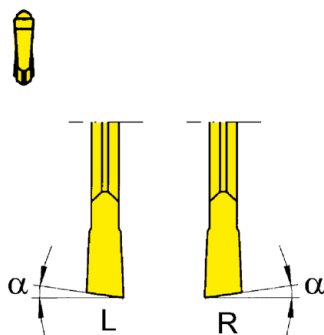
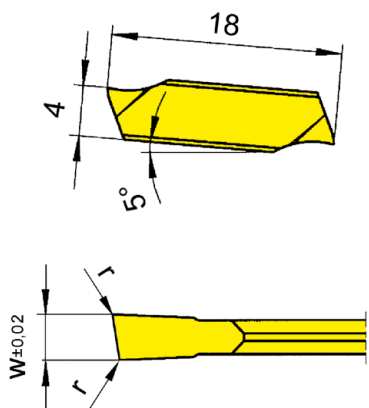
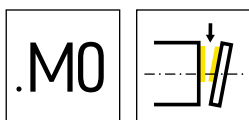


Nuance
Leghe

▲ en stock
a stock

Δ 4 semaines
4 settimane

N° de commande Codice prodotto	w	r	HIS	Nuance		
				MG12	TH35	TN35
264.0150.M0	1,5	0,05	26401	▲	Δ	▲
264.0200.M0	2	0,05	26402	▲	Δ	▲
264.0250.M0	2,5	0,1	26403	Δ	Δ	▲
264.0300.M0	3	0,1	26404	Δ	Δ	Δ
				P	o	•
				M	-	•
				K	-	•
				N	-	•
				S	-	•
				H	-	-



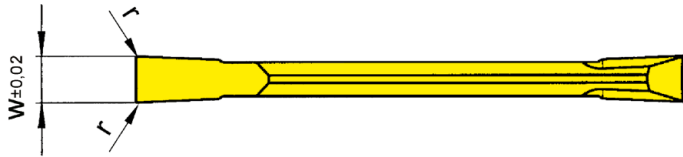
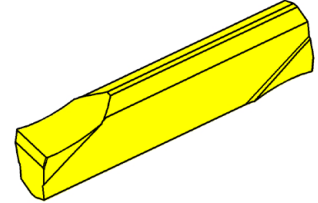
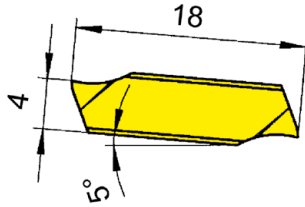
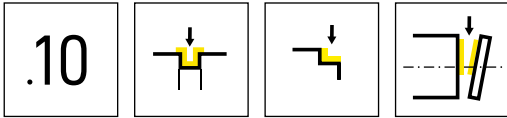
R = version à droite représentée
R = versione destra come in figura

L = version à gauche
L = versione sinistra a specchio

▲ en stock
a stock

Nuance
Leghe
Δ 4 semaines
4 settimane

N° de commande Codice prodotto	w	r	α	HIS	MG12	TH35	TN35
R264.0815.M0	1,5	0,05	8°	26401	Δ	Δ	▲
R264.1515.M0	1,5	0,05	15°	26401	▲	Δ	▲
R264.0820.M0	2	0,05	8°	26402	Δ	Δ	▲
R264.1520.M0	2	0,05	15°	26402	Δ	Δ	Δ
R264.0825.M0	2,5	0,1	8°	26403	Δ	Δ	Δ
R264.1525.M0	2,5	0,1	15°	26403	Δ	Δ	▲
R264.0830.M0	3	0,1	8°	26404	Δ	Δ	▲
R264.1530.M0	3	0,1	15°	26404	Δ	Δ	▲
L264.0815.M0	1,5	0,05	8°	26401	▲	Δ	▲
L264.1515.M0	1,5	0,05	15°	26401	▲	Δ	Δ
L264.0820.M0	2	0,05	8°	26402	Δ	Δ	Δ
L264.1520.M0	2	0,05	15°	26402	Δ	Δ	Δ
L264.0825.M0	2,5	0,1	8°	26403	Δ	Δ	Δ
L264.1525.M0	2,5	0,1	15°	26403	Δ	Δ	Δ
L264.0830.M0	3	0,1	8°	26404	Δ	Δ	Δ
L264.1530.M0	3	0,1	15°	26404	Δ	Δ	Δ
P	o	●	●				
M	-	●	●				
K	-	●	●				
N	-	●	●				
S	-	●	●				
H	-	-	-				

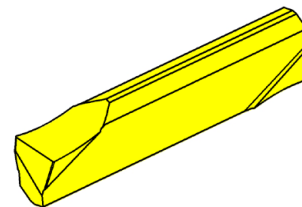
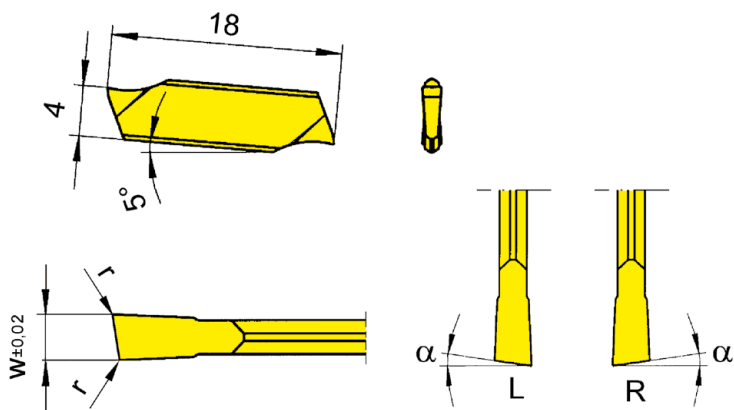


Nuance
Leghe

▲ en stock
a stock

Δ 4 semaines
4 settimane

N° de commande Codice prodotto	w	r	HIS				
				MG12	TH35	TI25	TN35
264.0150.10	1,5	0,05	26401	▲	Δ	Δ	▲
264.0200.10	2	0,05	26402	▲	Δ	Δ	▲
264.0250.10	2,5	0,1	26403	Δ	Δ	Δ	▲
264.0300.10	3	0,1	26404	▲	Δ	Δ	▲
				P	o	•	•
				M	-	•	•
				K	-	•	•
				N	-	•	•
				S	-	•	•
				H	-	-	-



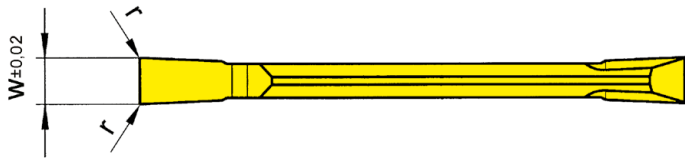
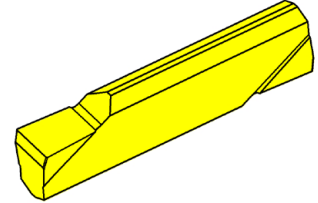
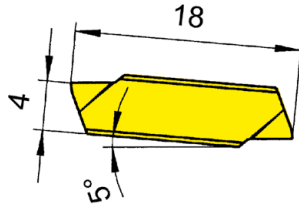
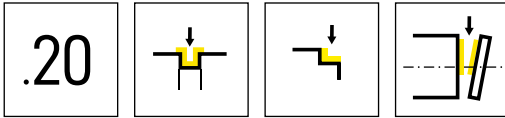
R = version à droite représentée
R = versione destra come in figura

L = version à gauche
L = versione sinistra a specchio

▲ en stock
a stock

Nuance
Leghe
Δ 4 semaines
4 settimane

N° de commande Codice prodotto	w	r	α	HIS	MG12	TH35	TI25	TN35
R264.0815.10	1,5	0,05	8°	26401	▲	Δ	Δ	▲
R264.1515.10	1,5	0,05	15°	26401	▲	Δ		▲
R264.0820.10	2	0,05	8°	26402	▲	Δ		▲
R264.1520.10	2	0,05	15°	26402	▲	Δ		▲
R264.0825.10	2,5	0,1	8°	26403	Δ	Δ		▲
R264.1525.10	2,5	0,1	15°	26403	Δ	Δ		▲
R264.0830.10	3	0,1	8°	26404	Δ	Δ		Δ
R264.1530.10	3	0,1	15°	26404	Δ	Δ		▲
L264.0815.10	1,5	0,05	8°	26401	Δ	Δ	Δ	▲
L264.1515.10	1,5	0,05	15°	26401	Δ	Δ		▲
L264.0820.10	2	0,05	8°	26402	Δ	Δ		▲
L264.1520.10	2	0,05	15°	26402	Δ	Δ		▲
L264.0825.10	2,5	0,1	8°	26403	Δ	Δ		Δ
L264.1525.10	2,5	0,1	15°	26403	Δ	Δ		Δ
L264.0830.10	3	0,1	8°	26404	Δ	Δ		Δ
L264.1530.10	3	0,1	15°	26404	Δ	Δ		▲
P	O	●	●	●				
M	-	●	●	●				
K	-	●	●	●				
N	-	●	●	●				
S	-	●	●	●				
H	-	-	-	-				

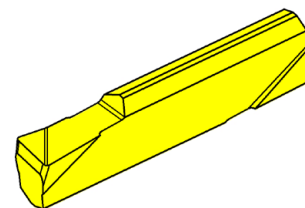
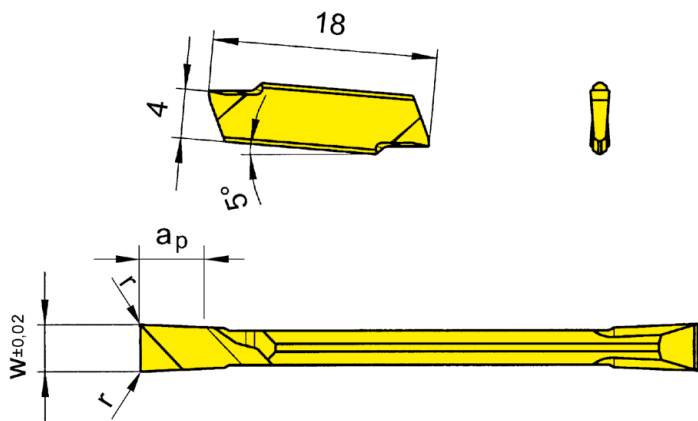
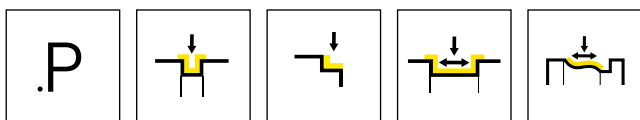


Nuance
Leghe

▲ en stock
a stock

Δ 4 semaines
4 settimane

N° de commande Codice prodotto	w	r	HIS				
				MG12	TH35	TI25	TN35
264.0150.20	1,5	0,05	26401	Δ	Δ	Δ	▲
264.0200.20	2	0,05	26402	Δ	Δ		▲
264.0250.20	2,5	0,1	26403	Δ	Δ		▲
264.0300.20	3	0,1	26404	Δ	Δ		▲
				P	o	•	•
				M	-	•	•
				K	-	•	•
				N	-	•	•
				S	-	•	•
				H	-	-	-



L = version à gauche représentée
L = versione sinistra come in figura

R = version à droite
R = versione destra a specchio

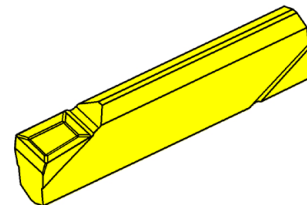
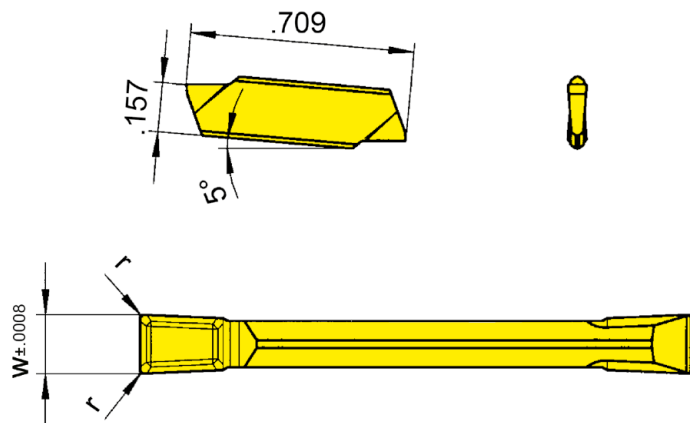
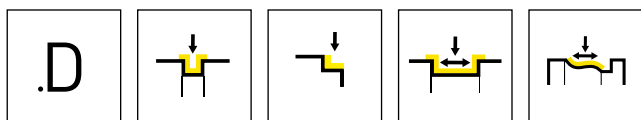
▲ en stock
a stock

Nuance
Leghe
Δ 4 semaines
4 settimane

N° de commande Codice prodotto	w	r	HIS	Nuance			
				MG12	TH35	TI25	TN35
R264.0150.P0	1,5	0,05	26401	Δ	Δ	▲	▲
R264.0200.P0	2	0,05	26402	Δ	Δ	▲	▲
R264.0200.P2	2	0,2	26402				Δ
R264.0250.P0	2,5	0,1	26403		Δ	Δ	▲
R264.0250.P2	2,5	0,2	26403				Δ
R264.0300.P0	3	0,1	26404	Δ	Δ	▲	▲
R264.0300.P2	3	0,2	26404				Δ
L264.0150.P0	1,5	0,05	26401	Δ	Δ	Δ	▲
L264.0200.P0	2	0,05	26402		Δ	▲	Δ
L264.0200.P2	2	0,2	26402				Δ
L264.0250.P0	2,5	0,1	26403	Δ	Δ	Δ	
L264.0250.P2	2,5	0,2	26403				
L264.0300.P0	3	0,1	26404		Δ		Δ
L264.0300.P2	3	0,2	26404				

ap = 1,5 x w
ap = 1,5 x w

P	●	●	●	●
M	-	●	●	●
K	-	●	●	●
N	-	●	●	●
S	-	●	●	●
H	-	-	-	-




▲ en stock
a stock

Δ 4 semaines
4 settimane

Nuance
Leghe

N° de commande Codice prodotto	w	r	HIS	Nuance Leghe	
				MG12	TN35
S264.0150.D1	1,5	0,05	26401	▲	▲
S264.0200.D1	2	0,05	26402	Δ	▲
S264.0250.D1	2,5	0,1	26403	Δ	▲
S264.0300.D1	3	0,1	26404	Δ	▲
				P	●
				M	●
				K	●
				N	●
				S	●
				H	-

K



K

274



Porte outils et plaquettes

Largueur de gorge 0,5 - 3 mm

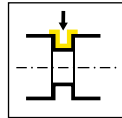
Portainserito e inserti

Larghezza della gola 0,5 - 3 mm

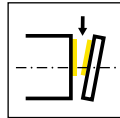
Géométries et avances
Geometrie e avanzamenti

Page/Pag.
311

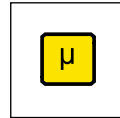
Porte outils
Portainsero
H274/RHC274/H274...E/
H274...SF



Page/Pag.
312-313, 316,
318-319, 337

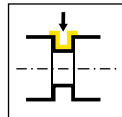


Page/Pag.
314-315



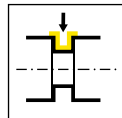
Page/Pag.
352-353

Porte outils Graf
Portainsero Graf
974



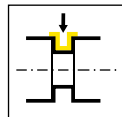
Page/Pag.
317

Cartouche
Cartuccia
KT274/KTC274



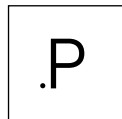
Page/Pag.
320-321

Cartouche Graf
Cartuccia Graf
76

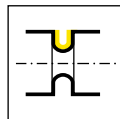


Page/Pag.
322

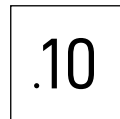
Plaquette amovible
Inserto
S274/S274...E/S274...SF



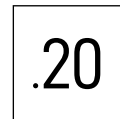
Page/Pag.
323, 338




Page/Pag.
324, 339



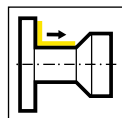
Page/Pag.
325, 331-332,
340, 345-346



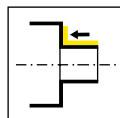
Page/Pag.
326, 333-334,
341, 347, 349



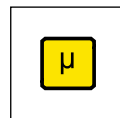
Page/Pag.
327, 335-336,
342, 350-351



Page/Pag.
328, 343



Page/Pag.
329-330, 344,
348



Page/Pag.
354-360

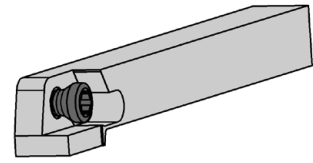
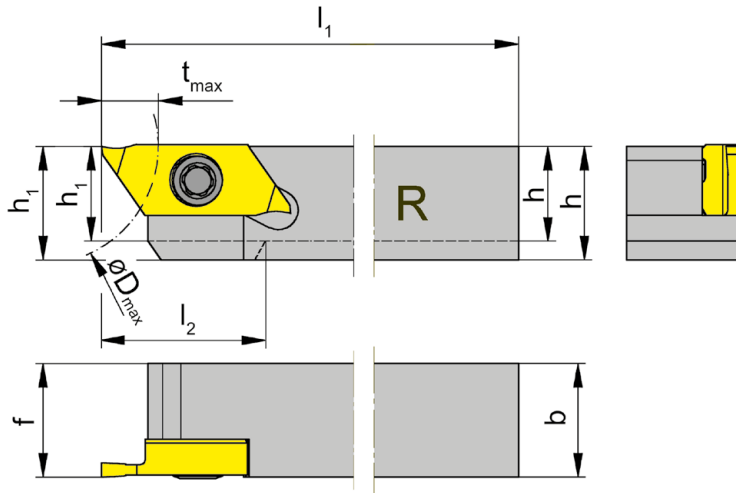
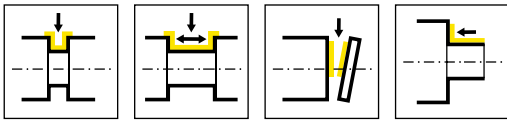
Géométries et avances

Geometrie e avanzamenti



Géométrie Geometria	Matière Materiale	Avance f [mm/trs] Avanzamento f [mm/giro]	Usinage Lavorazione						
	<table border="1"> <tr> <td>P</td> <td>M</td> <td>K</td> </tr> <tr> <td>N</td> <td>S</td> <td>H</td> </tr> </table>	P	M	K	N	S	H	<p>↓ 0,02-0,08</p> <p>↔ 0,02-0,04</p>	
P	M	K							
N	S	H							
	<table border="1"> <tr> <td>P</td> <td>M</td> <td>K</td> </tr> <tr> <td>N</td> <td>S</td> <td>H</td> </tr> </table>	P	M	K	N	S	H	<p>↓ 0,05-0,15</p>	
P	M	K							
N	S	H							
	<table border="1"> <tr> <td>P</td> <td>M</td> <td>K</td> </tr> <tr> <td>N</td> <td>S</td> <td>H</td> </tr> </table>	P	M	K	N	S	H	<p>↓ 0,07-0,25</p>	
P	M	K							
N	S	H							
	<table border="1"> <tr> <td>P</td> <td>M</td> <td>K</td> </tr> <tr> <td>N</td> <td>S</td> <td>H</td> </tr> </table>	P	M	K	N	S	H	<p>↓ 0,02-0,10</p> <p>↔ 0,02-0,15</p>	
P	M	K							
N	S	H							
	<table border="1"> <tr> <td>P</td> <td>M</td> <td>K</td> </tr> <tr> <td>N</td> <td>S</td> <td>H</td> </tr> </table>	P	M	K	N	S	H	<p>↓ 0,002-0,01</p> <p>↔ 0,002-0,02</p>	
P	M	K							
N	S	H							





R = version à droite représentée
R = versione destra come in figura

L = version à gauche
L = versione sinistra a specchio

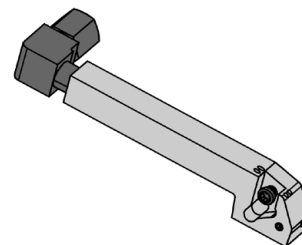
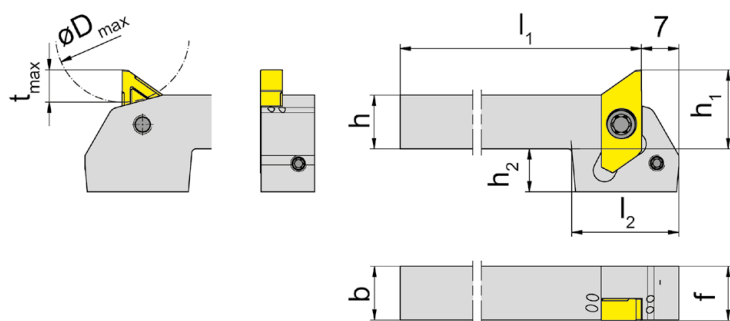
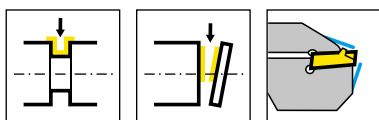
N° de commande Codice prodotto	h	b	l ₁	l ₂	h ₁	f	t _{max}	D _{max}	HWS
RH274.0808.04	8	8	100	16	8	8	6	25	274040R
RH274.1010.04	10	10	100	-	10	10	6	25	274040R
RH274.1212.04	12	12	100	-	12	12	6	25	274040R
RH274.1414.04	14	14	100	-	14	14	6	25	274040R
RH274.1616.04	16	16	125	-	16	16	6	25	274040R
RH274.2020.04	20	20	125	-	20	20	6	25	274040R
LH274.0808.04	8	8	100	16	8	8	6	25	274040L
LH274.1010.04	10	10	100	-	10	10	6	25	274040L
LH274.1212.04	12	12	100	-	12	12	6	25	274040L
LH274.1414.04	14	14	100	-	14	14	6	25	274040L
LH274.1616.04	16	16	125	-	16	16	6	25	274040L
LH274.2020.04	20	20	125	-	20	20	6	25	274040L

Pour porte-outil de dimension de carré de 8 x 8 mm avec décalage de la tête.
Il Quadro 8x8 presenta una zona scaricata sul fronte.

Pièces Détachées

Ricambi

Porte outils Portainsero	Vis de serrage Vite di serraggio	Tournevis TORX PLUS® Cacciavite TORX PLUS®
R/LH274.0808.04	030.350P.0744	T15PQ
R/LH274...	030.3509.T15P	T15PQ



L = version à gauche représentée

L = versione sinistra come in figura

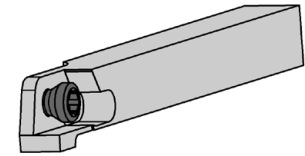
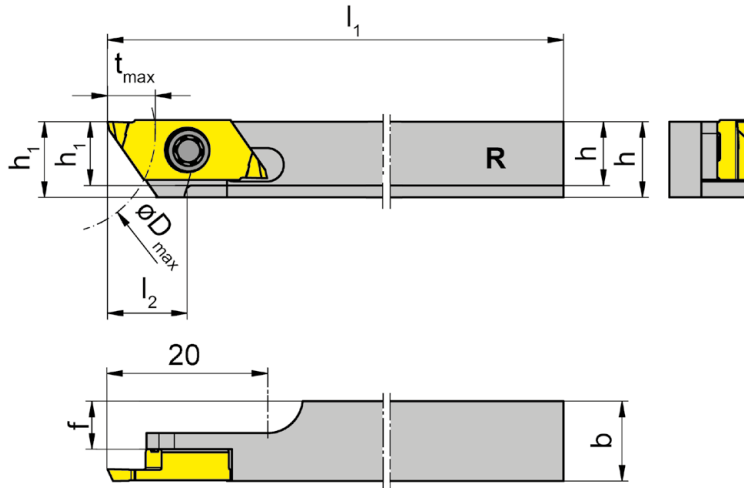
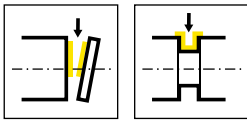
N° de commande Codice prodotto	h	b	l ₁	l ₂	h ₁	f	t _{max}	D _{max}	h ₂	HWS
LH274.1010.3.Y.6.24.IK	10	10	73	20	14,7	10	6	25	8	274040L
LH274.1010.4.Y.6.24.IK	10	10	93	20	14,7	10	6	25	8	274040L
LH274.1212.3.Y.6.24.IK	12	12	73	20	16,7	12	6	25	6	274040L
LH274.1212.4.Y.6.24.IK	12	12	93	20	16,7	12	6	25	6	274040L
LH274.1616.3.Y.6.24.IK	16	16	73	20	20,7	16	6	25	2	274040L
LH274.1616.4.Y.6.24.IK	16	16	93	20	20,7	16	6	25	2	274040L

Pièces Détachées

Ricambi

Porte outils Portainsero	Arrosage Lubrificazione	Vis de serrage Vite di serraggio	Tournevis TORX PLUS® Cacciavite TORX PLUS®	Vis Vite
LH274....	004.00.22	030.3509.T15P	T15PQ	
LH274.1616...	004.00.16	030.3509.T15P	T15PQ	004.00.26





R = version à droite représentée
R = versione destra come in figura

N° de commande Codice prodotto	h	b	l ₁	l ₂	h ₁	f	t _{max}	D _{max}	HWS
RH274.0808.6.04	8	8	100	10	9,5	4	6	25	274040R
RH274.1010.6.04	10	10	100	10	9,5	6	6	25	274040R
RH274.1212.6.04	12	12	100	10	9,5	8	6	25	274040R

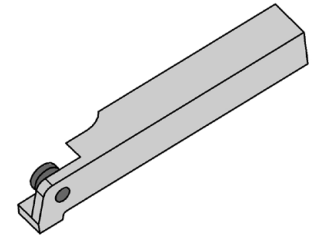
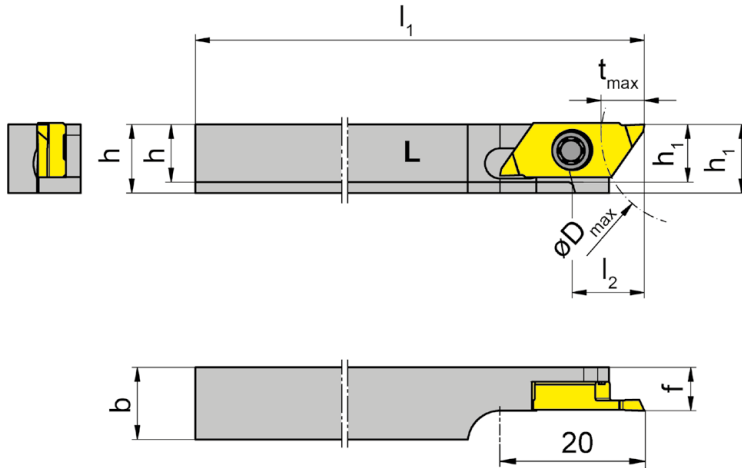
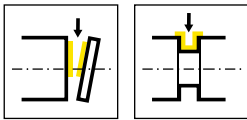
Pour porte-outil de dimension de carré de 8 x 8 mm avec décalage de la tête.
Il Quadro 8x8 presenta una zona scaricata sul fronte.

L

Pièces Détachées

Ricambi

Porte outils Portainsero	Vis de serrage Vite di serraggio	Tournevis TORX PLUS® Cacciavite TORX PLUS®
RH274...	030.350P.0981	T15PQ



L = version à gauche représentée
L = versione sinistra come in figura

N° de commande Codice prodotto	h	b	l ₁	l ₂	h ₁	f	t _{max}	D _{max}	HWS
LH274.0808.6.04.M	8	8	100	10	9,5	6	6	25	274040L
LH274.1010.6.04.M	10	10	100	10	9,5	6	6	25	274040L
LH274.1212.6.04.M	12	12	100	10	9,5	6	6	25	274040L

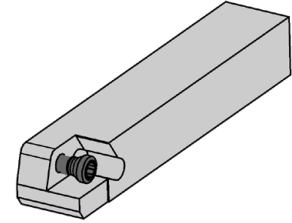
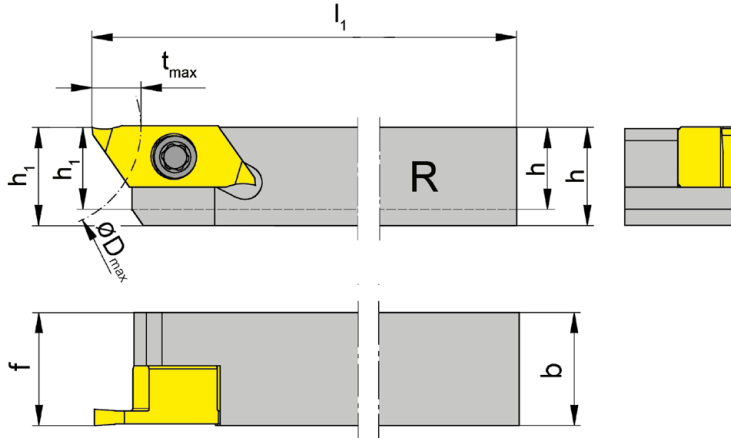
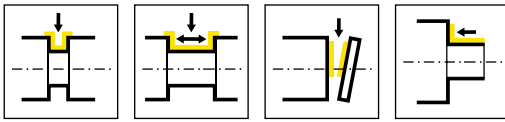
Pour porte-outil de dimension de carré de 8 x 8 mm avec décalage de la tête.
Il Quadro 8x8 presenta una zona scaricata sul fronte.

Pièces Détachées

Ricambi

Porte outils Portainsero	Vis de serrage Vite di serraggio	Tournevis TORX PLUS® Cacciavite TORX PLUS®
LH274...	030.350P.0981	T15PQ





R = version à droite représentée
R = versione destra come in figura

L = version à gauche
L = versione sinistra a specchio

N° de commande Codice prodotto	h	b	l ₁	h ₁	f	t _{max}	D _{max}	HWS
RH274.1214.07	12	14	100	12	14	6	25	274070R
RH274.1616.07	16	16	125	16	16	6	25	274070R
LH274.1214.07	12	14	100	12	14	6	25	274070L
LH274.1616.07	16	16	125	16	16	6	25	274070L

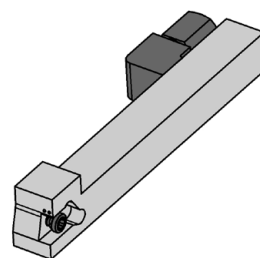
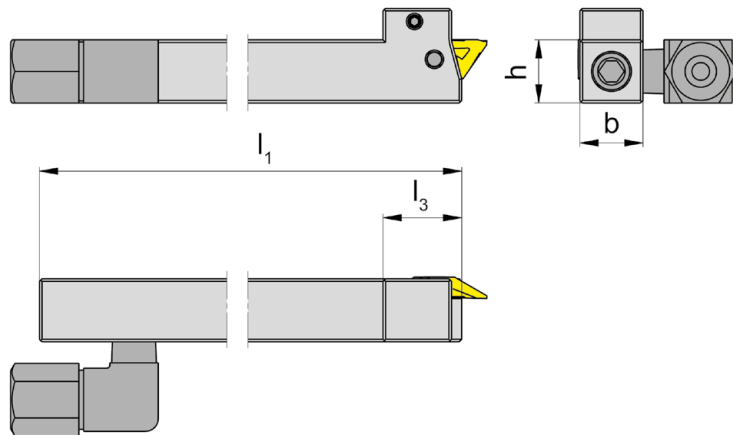
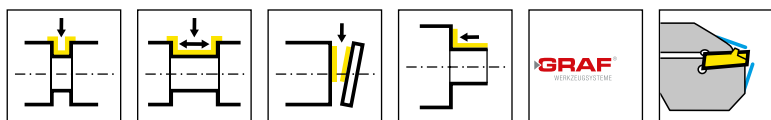
Porte-outils pour largeurs spéciales resp. formes de plaquettes spéciales
Portainsero specifico per inserti speciali sagomati

L

Pièces Détachées

Ricambi

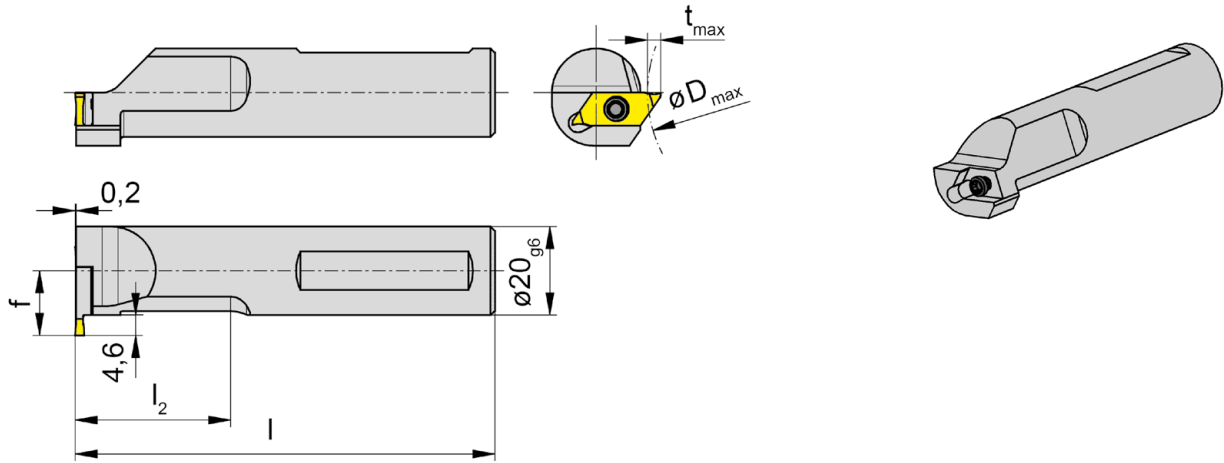
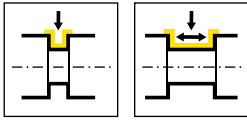
Porte outils Portainsero	Vis de serrage Vite di serraggio	Tournevis TORX PLUS® Cacciavite TORX PLUS®
R/LH274...	030.3513.T15P	T15PQ



R = version à droite représentée
R = versione destra come in figura

L = version à gauche
L = versione sinistra a specchio

N° de commande Codice prodotto	h	b	l ₁	l ₃	HWS
974.L.1010.04.IK	10	10	100	15	274040L
974.L.1012.04.IK	10	12	100	15	274040L
974.L.1212.04.IK	12	12	100	15	274040L
974.L.1616.04.IK	16	16	100	15	274040L
974.L.2020.04.IK	20	20	100	15	274040L
974.R.1012.04.IK	10	12	100	15	274040R
974.R.1212.04.IK	12	12	100	15	274040R
974.R.1616.04.IK	16	16	100	15	274040R
974.R.2020.04.IK	20	20	100	15	274040R



R = version à droite représentée

R = versione destra come in figura

N° de commande Codice prodotto	l	l ₂	f	t _{max}	HWS	HMS
RHC274.0020.1.04	95	35	14,6	6	274040L	Index Traub

Profondeur de gorgee par rapport au ø de la pièce

Profondità gola in funzione al ø del pezzo in lavorazione

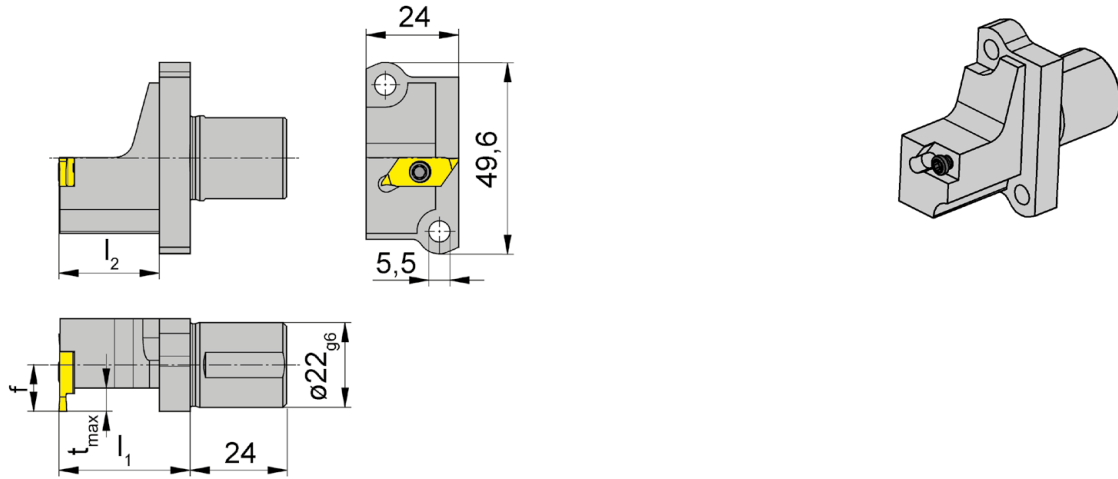
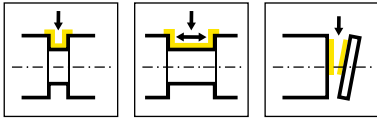
Dmax	tmax
40	2
60	3
120	3,5

L

Pièces Détachées

Ricambi

Porte outils Portainsero	Vis de serrage Vite di serraggio	Tournevis TORX PLUS® Cacciavite TORX PLUS®
RHC274.0020.1.04	030.3509.T15P	T15PQ



R = version à droite représentée
R = versione destra come in figura

L = version à gauche
L = versione sinistra a specchio

N° de commande Codice prodotto	f	l ₁	t _{max}	l ₂	HWS	HMS
RH274.A022.09.04	9	34	6	26	274040L	Star
RH274.A022.12.04	12	34	6	26	274040L	Star
RH274.A022.16.04	16	34	6	26	274040L	Star
RH274.A022.12.07	12	34	6	26	274070L	Star
LH274.A022.09.04	9	34	6	26	274040R	Star
LH274.A022.16.04	16	34	6	26	274040R	Star
LH274.A022.09.07	9	34	6	26	274070R	Star
LH274.A022.12.07	12	34	6	26	274070R	Star

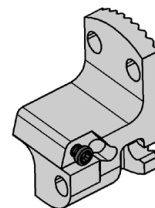
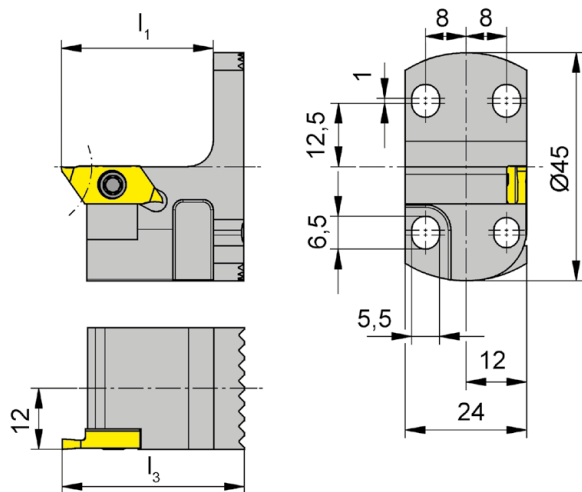
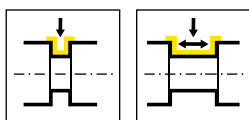
pour machines types suisse Star
per macchine fantina mobile Star

Pièces Détachées

Ricambi

Porte outils Portainsero	Vis de serrage Vite di serraggio	Tournevis TORX PLUS® Cacciavite TORX PLUS®
R/LH274...	030.3513.T15P	T15PQ





R = version à droite représentée
R = versione destra come in figura

L = version à gauche
L = versione sinistra a specchio


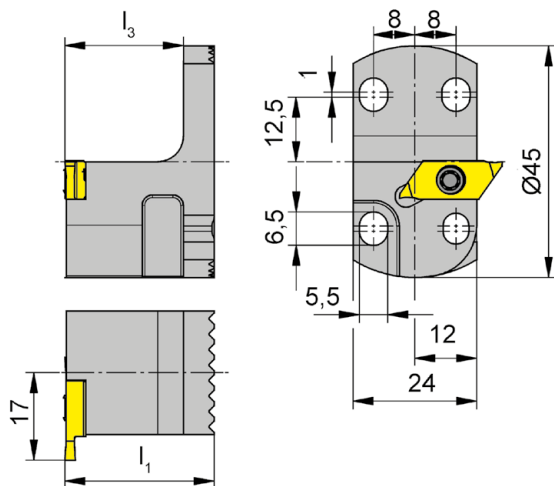
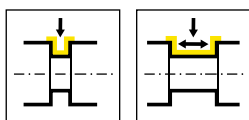
N° de commande Codice prodotto	l_3	l_1	HWS
RKT274.2445.04	36	30	274040L
LKT274.2445.04	36	30	274040R

L

Pièces Détachées

Ricambi

Cartouche Cartuccia	Vis de serrage Vite di serraggio	Tournevis TORX PLUS® Cacciavite TORX PLUS®
R/LKT274.2445.04	030.3509.T15P	T15PQ



R = version à droite représentée

R = versione destra come in figura

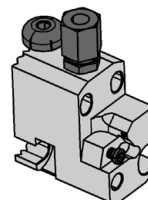
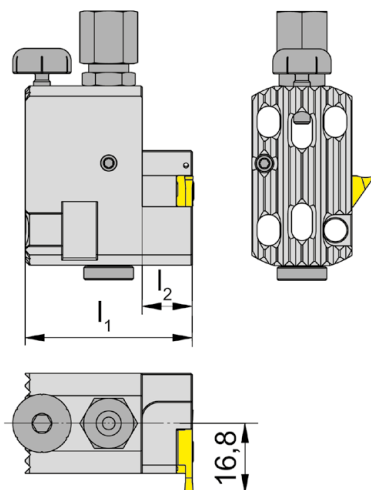
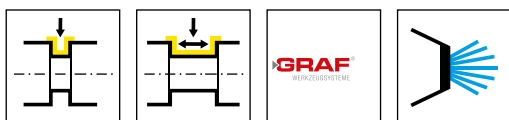
N° de commande Codice prodotto	l_1	l_3	HWS
RKTC274.2445.04	29	23	274040L

Pièces Détachées

Ricambi

Cartouche Cartuccia	Vis de serrage Vite di serraggio	Tournevis TORX PLUS® Cacciavite TORX PLUS®
RKTC274.2445.04	030.3509.T15P	T15PQ





R = version à droite représentée

R = versione destra come in figura

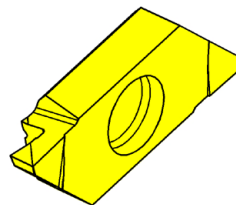
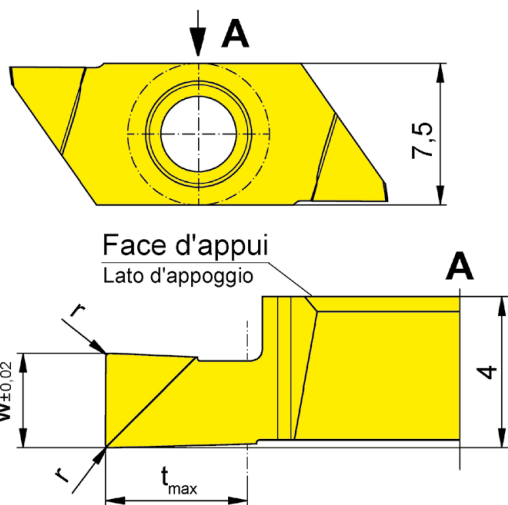
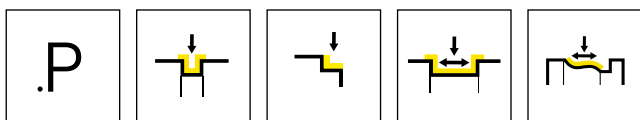
N° de commande Codice prodotto	L ₁	L ₂	HWS
R.76.IK	40	12	274040R

L

Pièces Détachées

Ricambi

Cartouche Graf Cartuccia Graf	Arrosage Lubrificazione	Vis de serrage Vite di serraggio	Tournevis TORX PLUS® Cacciavite TORX PLUS®
R.76.IK	004.00.19	030.3509.T15P	T15PQ



R = version à droite représentée
R = versione destra come in figura

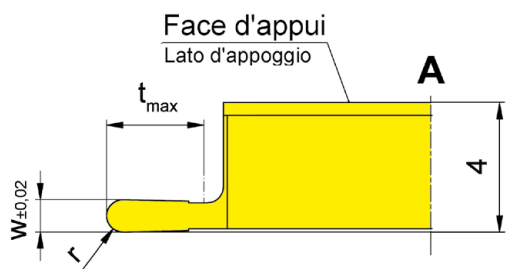
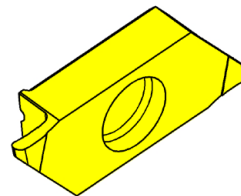
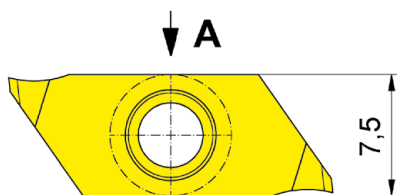
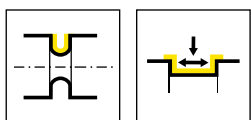
L = version à gauche
L = versione sinistra a specchio

▲ en stock
a stock

Nuance
Leghe
Δ 4 semaines
4 settimane

N° de commande Codice prodotto	w	r	t _{max}	HIS	AN25	IG35	TH35
RS274.0050.P0	0,5	-	1	274040R	▲	▲	▲
RS274.0100.P0	1	-	2	274040R	▲	▲	▲
RS274.0150.P0	1,5	0,05	2,25	274040R		▲	▲
RS274.0200.P0	2	0,05	3	274040R		▲	▲
RS274.0250.P0	2,5	0,1	3,75	274040R		▲	▲
RS274.0300.P0	3	0,1	4,5	274040R		▲	▲
LS274.0050.P0	0,5	-	1	274040L		▲	▲
LS274.0100.P0	1	-	2	274040L	▲	▲	▲
LS274.0150.P0	1,5	0,05	2,25	274040L		▲	▲
LS274.0200.P0	2	0,05	3	274040L		Δ	▲
LS274.0250.P0	2,5	0,1	3,75	274040L		▲	▲
LS274.0300.P0	3	0,1	4,5	274040L		Δ	▲
					P ●	-	●
					M o	●	●
					K -	-	●
					N -	-	●
					S -	●	●
					H -	-	-





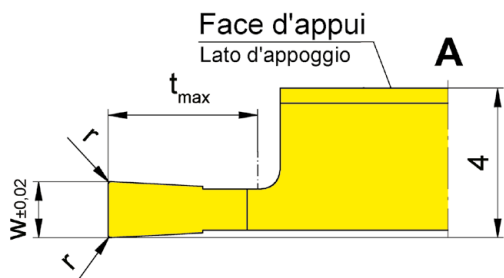
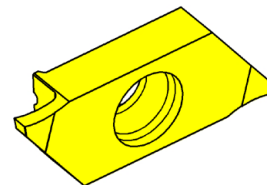
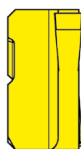
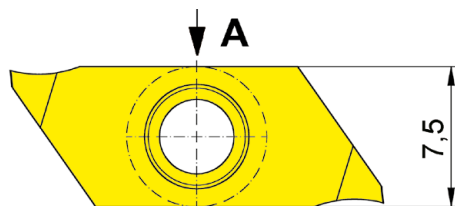
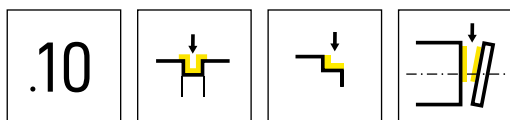
R = version à droite représentée
R = versione destra come in figura

L = version à gauche
L = versione sinistra a specchio

▲ en stock
a stock

Nuance
Leghe
Δ 4 semaines
4 settimane

N° de commande Codice prodotto	w	t _{max}	r	HIS	IG35	TH35
RS274.0205.01.10	0,5	1,5	0,25	274040R	▲	▲
RS274.0510.03.10	1	3	0,5	274040R	▲	▲
RS274.1020.04.10	2	4	1	274040R	▲	▲
LS274.0205.01.10	0,5	1,5	0,25	274040L	▲	▲
LS274.0510.03.10	1	3	0,5	274040L	▲	▲
LS274.1020.04.10	2	4	1	274040L	Δ	▲
					P	●
					M	●
					K	●
					N	●
					S	●
					H	-



R = version à droite représentée
R = versione destra come in figura

L = version à gauche
L = versione sinistra a specchio

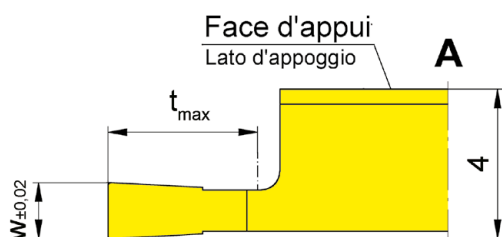
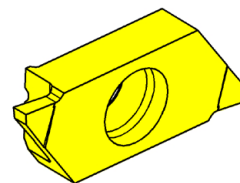
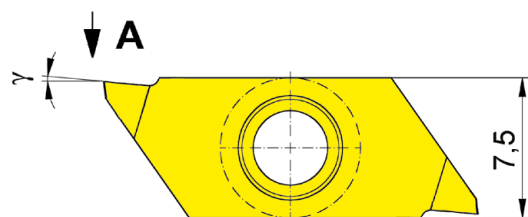
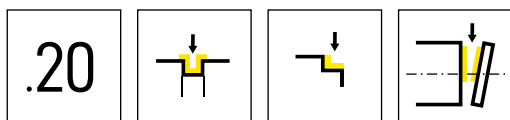
▲ en stock
a stock

Nuance
Leghe
Δ 4 semaines
4 settimane

N° de commande Codice prodotto	w	r	t _{max}	HIS	IG35	TH35
RS274.0050.01.10	0,5	0,05	1,5	274040R	▲	▲
RS274.0070.02.10	0,7	0,05	2	274040R	▲	▲
RS274.0080.03.10	0,8	0,05	3	274040R	▲	▲
RS274.0100.03.10	1	0,05	3	274040R	▲	▲
RS274.0120.03.10	1,2	0,05	3	274040R	▲	▲
RS274.0150.04.10	1,5	0,05	4	274040R	▲	▲
RS274.0150.06.10	1,5	0,05	6	274040R	▲	▲
RS274.0200.04.10	2	0,05	4	274040R	▲	▲
RS274.0200.06.10	2	0,05	6	274040R	▲	▲
LS274.0050.01.10	0,5	0,05	1,5	274040L	▲	▲
LS274.0070.02.10	0,7	0,05	2	274040L	Δ	Δ
LS274.0080.03.10	0,8	0,05	3	274040L	▲	▲
LS274.0100.03.10	1	0,05	3	274040L	▲	▲
LS274.0120.03.10	1,2	0,05	3	274040L	▲	▲
LS274.0150.04.10	1,5	0,05	4	274040L	▲	▲
LS274.0150.06.10	1,5	0,05	6	274040L	▲	▲
LS274.0200.04.10	2	0,05	4	274040L	▲	▲
LS274.0200.06.10	2	0,05	6	274040L	▲	▲

P	-	●
M	●	●
K	-	●
N	-	●
S	●	●
H	-	-





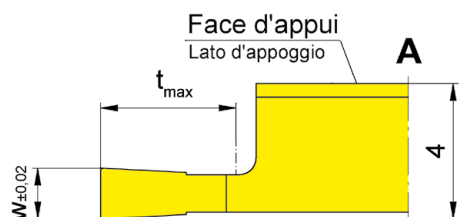
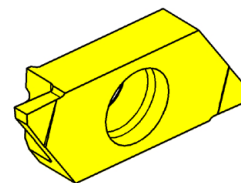
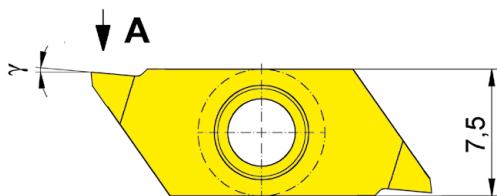
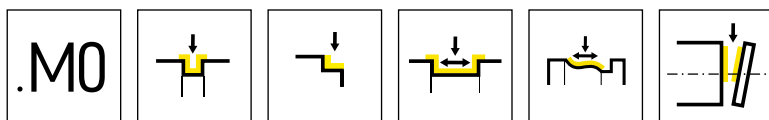
R = version à droite représentée
R = versione destra come in figura

L = version à gauche
L = versione sinistra a specchio

▲ en stock
a stock

Nuance
Leghe
Δ 4 semaines
4 settimane

N° de commande Codice prodotto	w	t _{max}	γ	HIS	IG35	TH35
RS274.0050.01.20	0,5	1,5	5°	274040R	▲	▲
RS274.0070.02.20	0,7	2	5°	274040R	Δ	▲
RS274.0080.03.20	0,8	3	5°	274040R	Δ	▲
RS274.0100.03.20	1	3	5°	274040R	▲	▲
RS274.0120.03.20	1,2	3	5°	274040R	Δ	▲
RS274.0150.04.20	1,5	4	5°	274040R	▲	▲
RS274.0150.06.20	1,5	6	5°	274040R	Δ	Δ
RS274.0200.04.20	2	4	5°	274040R	Δ	▲
RS274.0200.06.20	2	6	5°	274040R	Δ	▲
LS274.0050.01.20	0,5	1,5	5°	274040L	Δ	▲
LS274.0070.02.20	0,7	2	5°	274040L	Δ	▲
LS274.0080.03.20	0,8	3	5°	274040L	Δ	Δ
LS274.0100.03.20	1	3	5°	274040L	Δ	Δ
LS274.0120.03.20	1,2	3	5°	274040L	Δ	Δ
LS274.0150.04.20	1,5	4	5°	274040L	▲	▲
LS274.0150.06.20	1,5	6	5°	274040L	Δ	▲
LS274.0200.04.20	2	4	5°	274040L	Δ	Δ
LS274.0200.06.20	2	6	5°	274040L	Δ	Δ
P	-	●				
M	●	●				
K	-	●				
N	-	●				
S	●	●				
H	-	-				



R = version à droite représentée
R = versione destra come in figura

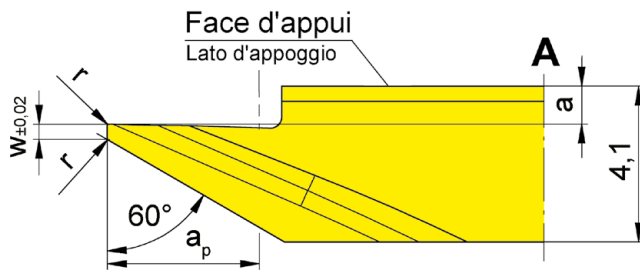
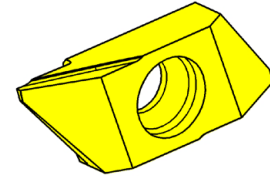
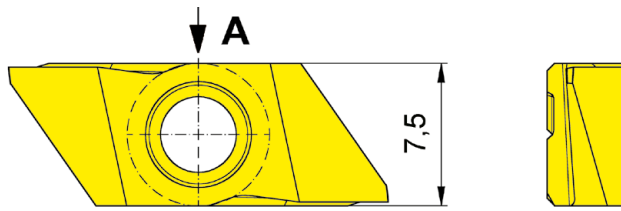
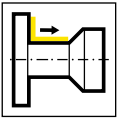
L = version à gauche
L = versione sinistra a specchio

▲ en stock
a stock

Nuance
Leghe
Δ 4 semaines
4 settimane

N° de commande Codice prodotto	w	t _{max}	γ	HIS	IG35	TH35
RS274.0050.01.M0	0,5	1,5	0°	274040R	Δ	▲
RS274.0070.02.M0	0,7	2	0°	274040R	Δ	Δ
RS274.0080.03.M0	0,8	3	0°	274040R	Δ	Δ
RS274.0100.03.M0	1	3	0°	274040R	Δ	▲
RS274.0120.03.M0	1,2	3	0°	274040R	Δ	▲
RS274.0150.04.M0	1,5	4	0°	274040R	Δ	Δ
RS274.0150.06.M0	1,5	6	0°	274040R	Δ	Δ
RS274.0200.04.M0	2	4	0°	274040R	Δ	Δ
RS274.0200.06.M0	2	6	0°	274040R	Δ	▲
LS274.0050.01.M0	0,5	1,5	0°	274040L	Δ	Δ
LS274.0070.02.M0	0,7	2	0°	274040L	▲	
LS274.0080.03.M0	0,8	3	0°	274040L	Δ	Δ
LS274.0100.03.M0	1	3	0°	274040L	Δ	Δ
LS274.0120.03.M0	1,2	3	0°	274040L	Δ	Δ
LS274.0150.04.M0	1,5	4	0°	274040L	Δ	Δ
LS274.0150.06.M0	1,5	6	0°	274040L	Δ	Δ
LS274.0200.04.M0	2	4	0°	274040L	Δ	Δ
LS274.0200.06.M0	2	6	0°	274040L	Δ	Δ
P	-				●	●
M					●	●
K	-				●	●
N	-				●	●
S	●				●	●
H	-				-	-





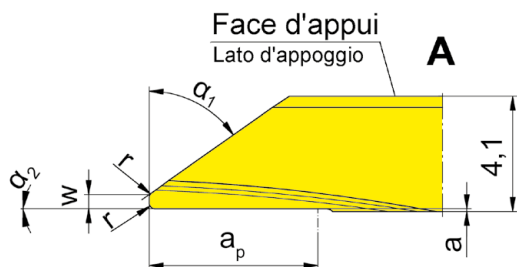
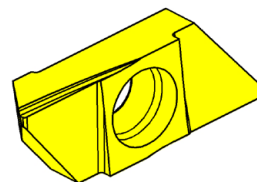
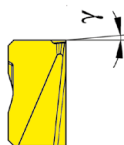
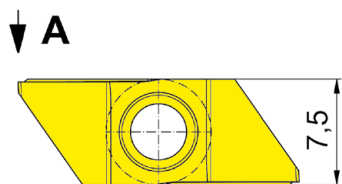
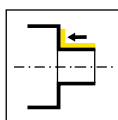
R = version à droite représentée
R = versione destra come in figura

L = version à gauche
L = versione sinistra a specchio

▲ en stock
▲ a stock

Nuance
Leghe
Δ 4 semaines
4 settimane

N° de commande Codice prodotto	w	r	a	γ	a _p	HIS		K10	IG35	TH35
RS274.0060.04.10	-	0,05	1	15°	4	274040R			▲	▲
RS274.0460.04.10	0,4	0,05	1	15°	4	274040R			▲	▲
RS274.0460.04.M0	0,4	0,05	1	0°	4	274040R	▲	Δ	Δ	
RS274.0560.06.11	0,5	0,1	0,05	15°	6	274040R			▲	▲
LS274.0060.04.10	-	0,05	1	15°	4	274040L			Δ	Δ
LS274.0460.04.10	0,4	0,05	1	15°	4	274040L			▲	▲
LS274.0460.04.M0	0,4	0,05	1	0°	4	274040L	Δ	Δ	Δ	
LS274.0560.06.11	0,5	0,1	0,05	15°	6	274040L			▲	▲
							P	●	-	●
							M	○	●	●
							K	●	-	●
							N	●	-	●
							S	○	●	●
							H	-	-	-



R = version à droite représentée
R = versione destra come in figura

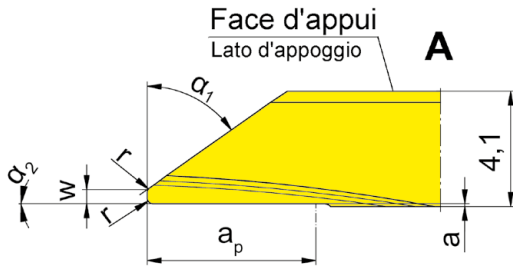
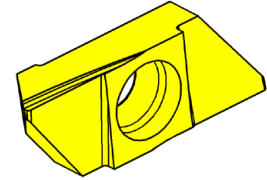
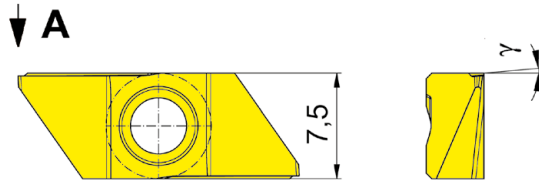
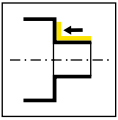
L = version à gauche
L = versione sinistra a specchio

▲ en stock
▲ a stock

Nuance
Leghe
Δ 4 semaines
Δ 4 settimane

N° de commande Codice prodotto	w	r	α_1	a	γ	a_p	α_2	HIS	IG35	TH35
RS274.0035.04.20	-	0,05	35°	0,1	5°	4	0°	274040R	▲	▲
RS274.0055.04.20	-	0,05	55°	0,1	5°	4	0°	274040R	Δ	▲
RS274.0235.04.20	0,2	-	35°	0,1	5°	4	0°	274040R	▲	▲
RS274.0255.04.20	0,2	-	55°	0,1	5°	4	0°	274040R	Δ	▲
RS274.0535.06.20	0,5	0,2	35°	0,1	5°	6	0°	274040R	▲	▲
RS274.0555.06.20	0,5	0,2	55°	0,1	5°	6	0°	274040R	▲	▲
LS274.0035.04.20	-	0,05	35°	0,1	5°	4	0°	274040L	Δ	Δ
LS274.0055.04.20	-	0,05	55°	0,1	5°	4	0°	274040L	Δ	▲
LS274.0235.04.20	0,2	-	35°	0,1	5°	4	0°	274040L	Δ	▲
LS274.0255.04.20	0,2	-	55°	0,1	5°	4	0°	274040L	Δ	Δ
LS274.0535.06.20	0,5	0,2	35°	0,1	5°	6	0°	274040L	Δ	Δ
LS274.0555.06.20	0,5	0,2	55°	0,1	5°	6	0°	274040L	▲	▲
P	-	●								
M	●	●								
K	-	●								
N	-	●								
S	●	●								
H	-	-								





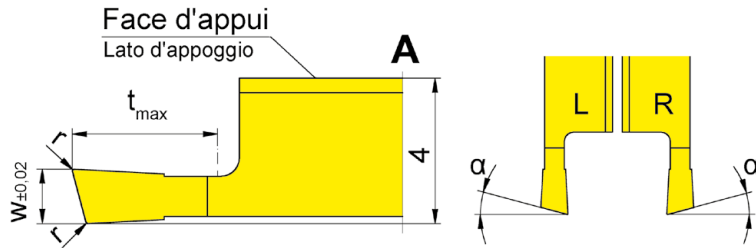
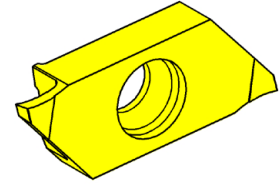
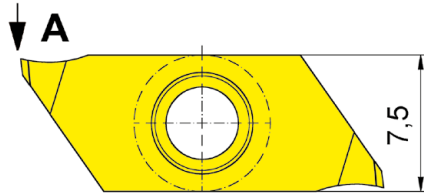
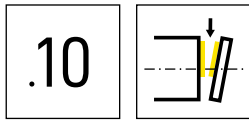
R = version à droite représentée
R = versione destra come in figura

L = version à gauche
L = versione sinistra a specchio

▲ en stock
a stock

Nuance
Leghe
Δ 4 semaines
4 settimane

N° de commande Codice prodotto	w	r	α_1	a	γ	a_p	α_2	HIS	IG35	TH35
RS274.0035.24.20	-	0,05	35°	0,1	5°	4	2°	274040R	▲	▲
RS274.0235.24.20	0,2	-	35°	0,1	5°	4	2°	274040R	Δ	▲
RS274.0535.26.20	0,5	0,2	35°	0,1	5°	6	2°	274040R	▲	▲
RS274.0055.24.20	-	0,05	55°	0,1	5°	4	2°	274040R	Δ	▲
RS274.0255.24.20	0,2	-	55°	0,1	5°	4	2°	274040R	Δ	▲
RS274.0555.26.20	0,5	0,2	55°	0,1	5°	6	2°	274040R	Δ	▲
LS274.0035.24.20	-	0,05	35°	0,1	5°	4	2°	274040L	Δ	Δ
LS274.0235.24.20	0,2	-	35°	0,1	5°	4	2°	274040L	▲	Δ
LS274.0535.26.20	0,5	0,2	35°	0,1	5°	6	2°	274040L	▲	▲
LS274.0055.24.20	-	0,05	55°	0,1	5°	4	2°	274040L	▲	
LS274.0255.24.20	0,2	-	55°	0,1	5°	4	2°	274040L	Δ	Δ
LS274.0555.26.20	0,5	0,2	55°	0,1	5°	6	2°	274040L	Δ	Δ
P	-								●	●
M									●	●
K	-								●	●
N	-								●	●
S	●								●	●
H	-								-	-



R = version à droite représentée
R = versione destra come in figura

L = version à gauche
L = versione sinistra a specchio

▲ en stock
a stock

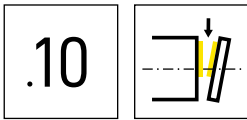
Nuance
Leghe
Δ 4 semaines
4 settimane

N° de commande Codice prodotto	w	r	t _{max}	α	HIS	Material	
						IG35	TH35
RS274.1508.03.10	0,8	0,05	3	15°	274040R	▲	▲
RS274.1510.03.10	1	0,05	3	15°	274040R	▲	▲
RS274.1515.04.10	1,5	0,05	4	15°	274040R	▲	▲
RS274.1520.06.10	2	0,05	6	15°	274040R	▲	▲
LS274.1508.03.10	0,8	0,05	3	15°	274040L	▲	▲
LS274.1510.03.10	1	0,05	3	15°	274040L	▲	▲
LS274.1515.04.10	1,5	0,05	4	15°	274040L	▲	▲
LS274.1520.06.10	2	0,05	6	15°	274040L	▲	▲

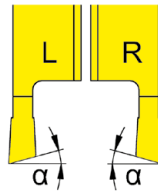
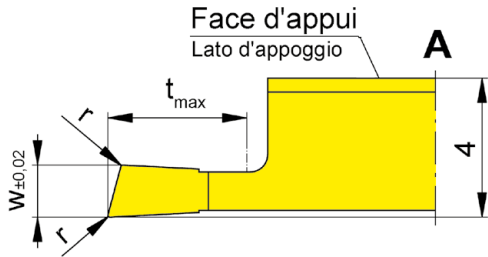
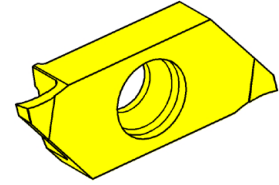
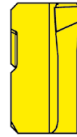
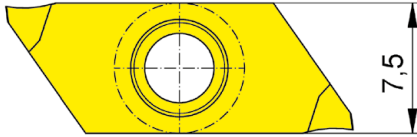
tmax 6 mm ne peut être atteint seulement avec un diamètre de pièce Ø ≤ 25 mm.
tmax 6 mm può essere raggiunta solo lavorando pezzi con diam. Ø ≤ 25 mm.

	P	M	K	N	S	H
IG35	-	●	-	-	●	-
TH35	●	●	●	●	●	-





↓ A



R = version à droite représentée
R = versione destra come in figura

L = version à gauche
L = versione sinistra a specchio

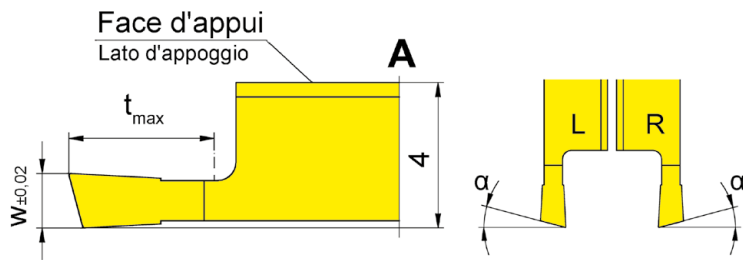
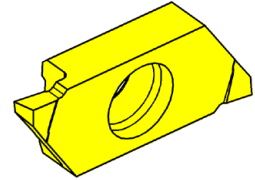
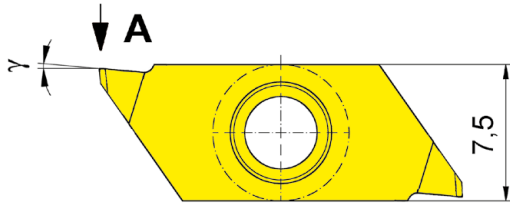
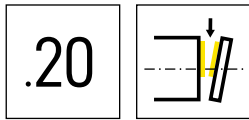
▲ en stock
a stock

Nuance
Leghe
Δ 4 semaines
4 settimane

N° de commande Codice prodotto	w	r	t _{max}	α	HIS	IG35	TH35
RS274.1508.03.10L	0,8	0,05	3	15°	274040R	Δ	Δ
RS274.1510.03.10L	1	0,05	3	15°	274040R	Δ	Δ
RS274.1515.04.10L	1,5	0,05	4	15°	274040R	Δ	Δ
RS274.1520.06.10L	2	0,05	6	15°	274040R	Δ	▲
LS274.1508.03.10R	0,8	0,05	3	15°	274040L	▲	▲
LS274.1510.03.10R	1	0,05	3	15°	274040L	▲	▲
LS274.1515.04.10R	1,5	0,05	4	15°	274040L	▲	▲
LS274.1520.06.10R	2	0,05	6	15°	274040L	▲	▲

t_{max} 6 mm ne peut être atteint seulement avec un diamètre de pièce Ø ≤ 25 mm.
t_{max} 6 mm può essere raggiunta solo lavorando pezzi con diam. Ø ≤ 25 mm.

P	-	●
M	●	●
K	-	●
N	-	●
S	●	●
H	-	-



R = version à droite représentée
R = versione destra come in figura

L = version à gauche
L = versione sinistra a specchio

▲ en stock
a stock

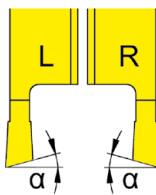
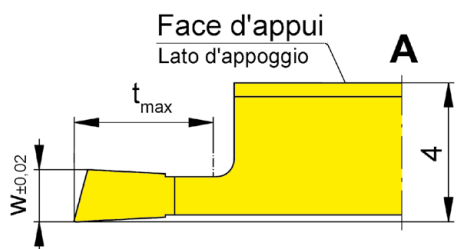
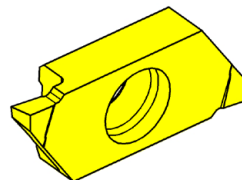
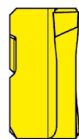
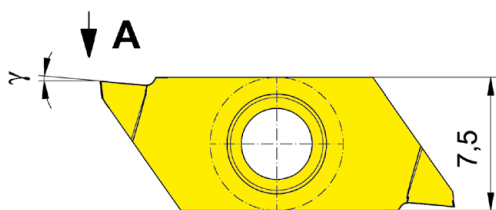
Nuance
Leghe
Δ 4 semaines
4 settimane

N° de commande Codice prodotto	w	t _{max}	α	γ	HIS	IG35	TH35
RS274.1515.04.20	1,5	4	15°	5°	274040R	Δ	Δ
RS274.1520.06.20	2	6	15°	5°	274040R	Δ	Δ
LS274.1515.04.20	1,5	4	15°	5°	274040L	Δ	Δ
LS274.1520.06.20	2	6	15°	5°	274040L	Δ	Δ

t_{max} 6 mm ne peut être atteint seulement avec un diamètre de pièce Ø ≤ 25 mm.
t_{max} 6 mm può essere raggiunta solo lavorando pezzi con diam. Ø ≤ 25 mm.

P	-	●
M	●	●
K	-	●
N	-	●
S	●	●
H	-	-





R = version à droite représentée
R = versione destra come in figura

L = version à gauche
L = versione sinistra a specchio

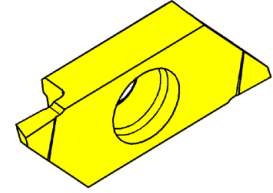
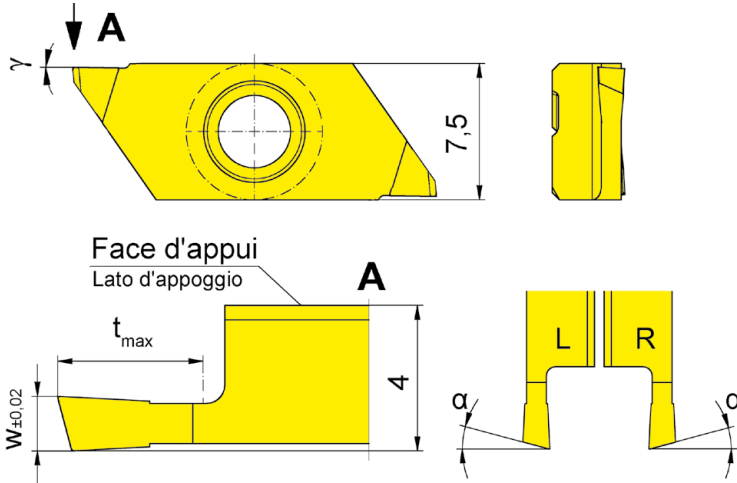
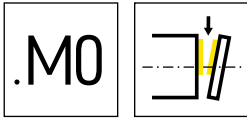
▲ en stock
a stock

Nuance
Leghe
Δ 4 semaines
4 settimane

N° de commande Codice prodotto	w	t _{max}	α	γ	HIS	IG35	TH35
RS274.1520.06.20L	2	6	15°	5°	274040R	Δ	Δ
LS274.1515.04.20R	1,5	4	15°	5°	274040L	Δ	Δ
LS274.1520.06.20R	2	6	15°	5°	274040L	Δ	Δ

t_{max} 6 mm ne peut être atteint seulement avec un diamètre de pièce Ø ≤ 25 mm.
t_{max} 6 mm può essere raggiunta solo lavorando pezzi con diam. Ø ≤ 25 mm.

P	-	●
M	●	●
K	-	●
N	-	●
S	●	●
H	-	-



R = version à droite représentée
R = versione destra come in figura

L = version à gauche
L = versione sinistra a specchio

▲ en stock
a stock

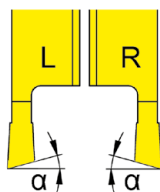
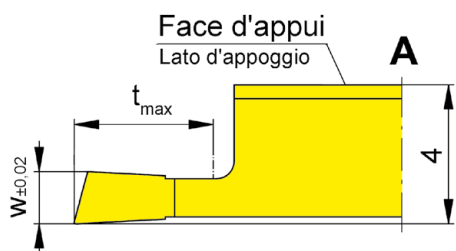
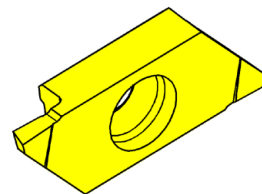
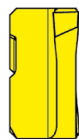
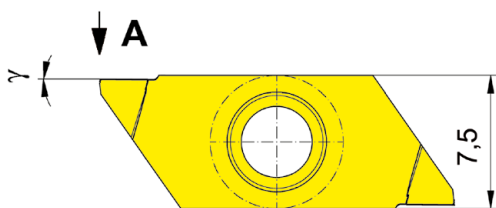
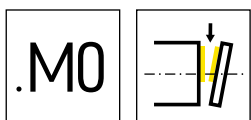
Nuance
Leghe
Δ 4 semaines
4 settimane

N° de commande Codice prodotto	w	t _{max}	α	γ	HIS	Nuance	
						IG35	TH35
RS274.1508.03.M0	0,8	3	15°	0°	274040R	Δ	Δ
RS274.1510.03.M0	1	3	15°	0°	274040R	Δ	▲
RS274.1515.04.M0	1,5	4	15°	0°	274040R	Δ	Δ
RS274.1520.06.M0	2	6	15°	0°	274040R	Δ	Δ
LS274.1508.03.M0	0,8	3	15°	0°	274040L	Δ	Δ
LS274.1510.03.M0	1	3	15°	0°	274040L	Δ	Δ
LS274.1515.04.M0	1,5	4	15°	0°	274040L	Δ	Δ
LS274.1520.06.M0	2	6	15°	0°	274040L	Δ	Δ

t_{max} 6 mm ne peut être atteint seulement avec un diamètre de pièce Ø ≤ 25 mm.
t_{max} 6 mm può essere raggiunta solo lavorando pezzi con diam. Ø ≤ 25 mm.

P	-	●
M	●	●
K	-	●
N	-	●
S	●	●
H	-	-





R = version à droite représentée
R = versione destra come in figura

L = version à gauche
L = versione sinistra a specchio

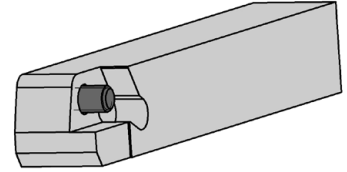
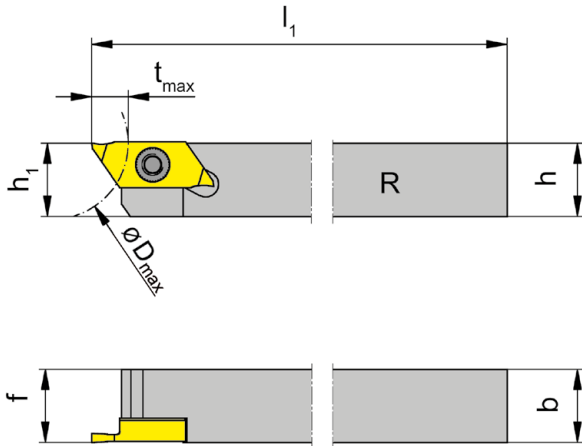
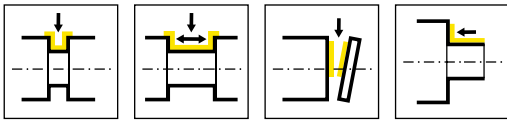
▲ en stock
a stock

Nuance
Leghe
Δ 4 semaines
4 settimane

N° de commande Codice prodotto	w	t _{max}	α	γ	HIS	IG35	TH35
RS274.1510.03.M0L	1	3	15°	0°	274040R	Δ	
RS274.1515.04.M0L	1,5	4	15°	0°	274040R	Δ	Δ
RS274.1520.06.M0L	2	6	15°	0°	274040R	Δ	Δ
LS274.1508.03.M0R	0,8	3	15°	0°	274040L	Δ	▲
LS274.1510.03.M0R	1	3	15°	0°	274040L	Δ	Δ
LS274.1515.04.M0R	1,5	4	15°	0°	274040L	Δ	Δ
LS274.1520.06.M0R	2	6	15°	0°	274040L	Δ	Δ

t_{max} 6 mm ne peut être atteint seulement avec un diamètre de pièce Ø ≤ 25 mm.
t_{max} 6 mm può essere raggiunta solo lavorando pezzi con diam. Ø ≤ 25 mm.

P	-	●
M	●	●
K	-	●
N	-	●
S	●	●
H	-	-



R = version à droite représentée
R = versione destra come in figura

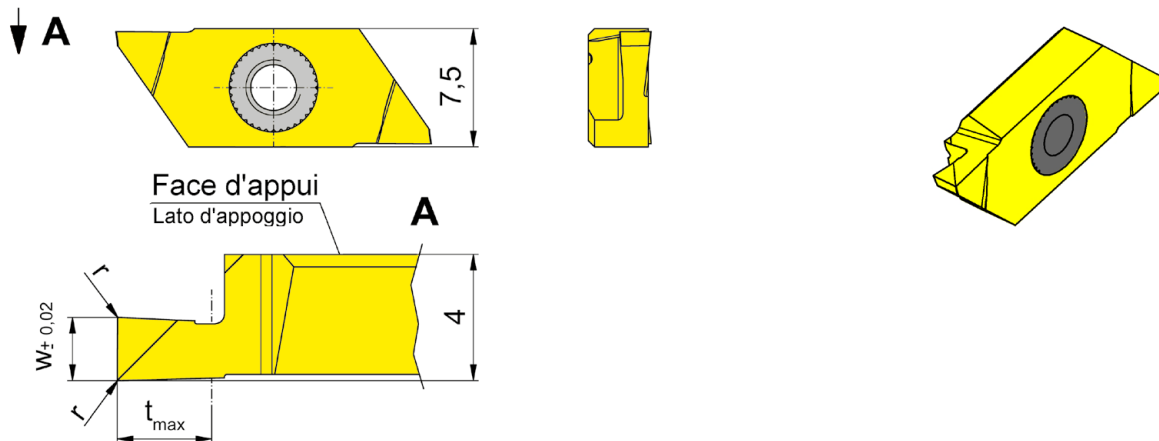
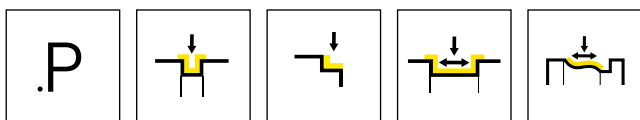
L = version à gauche
L = versione sinistra a specchio

N° de commande Codice prodotto	h	b	l ₁	h ₁	f	t _{max}	D _{max}	HWS
RH274.0808.04.E	8	8	100	8	8	6	25	274140R
RH274.1010.04.E	10	10	100	10	10	6	25	274140R
RH274.1212.04.E	12	12	100	12	12	6	25	274140R
RH274.1616.04.E	16	16	125	16	16	6	25	274140R
RH274.2020.04.E	20	20	125	20	20	6	25	274140R
LH274.0808.04.E	8	8	100	8	8	6	25	274140L
LH274.1010.04.E	10	10	100	10	10	6	25	274140L
LH274.1212.04.E	12	12	100	12	12	6	25	274140L
LH274.1616.04.E	16	16	125	16	16	6	25	274140L
LH274.2020.04.E	20	20	125	20	20	6	25	274140L

Pièces Détachées
Ricambi

Porte outils Portainsero	Tournevis TORX PLUS® Cacciavite TORX PLUS®	Vis de serrage Vite di serraggio
R/LH274.0808.04.E	T15PQ	
R/LH274...	T15PQ	030.3509.T15P





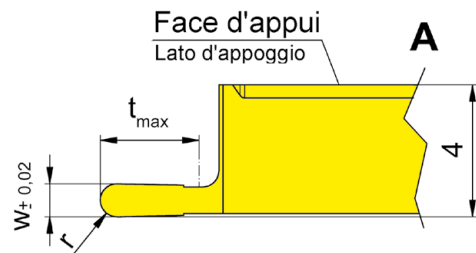
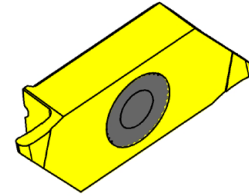
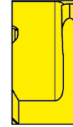
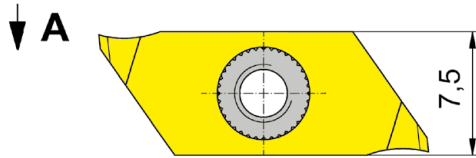
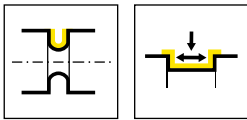
R = version à droite représentée
R = versione destra come in figura

L = version à gauche
L = versione sinistra a specchio

▲ en stock
a stock

Nuance
Leghe
Δ 4 semaines
4 settimane

N° de commande Codice prodotto	w	r	t _{max}	HIS	Nuance	
					IG35	TH35
RS274.0150.P0.E	1,5	0,05	2,25	274140R	Δ	Δ
RS274.0200.P0.E	2	0,05	3	274140R	Δ	Δ
RS274.0250.P0.E	2,5	0,1	3,75	274140R	Δ	Δ
RS274.0300.P0.E	3	0,1	4,5	274140R	Δ	Δ
LS274.0150.P0.E	1,5	0,05	2,25	274140L	Δ	Δ
LS274.0200.P0.E	2	0,05	3	274140L	Δ	Δ
LS274.0250.P0.E	2,5	0,1	3,75	274140L	Δ	Δ
LS274.0300.P0.E	3	0,1	4,5	274140L	Δ	Δ
					P	•
					M	•
					K	•
					N	•
					S	•
					H	-



R = version à droite représentée
R = versione destra come in figura

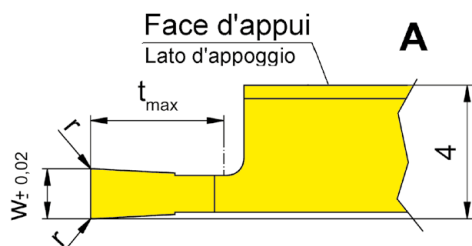
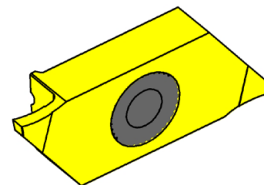
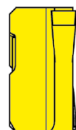
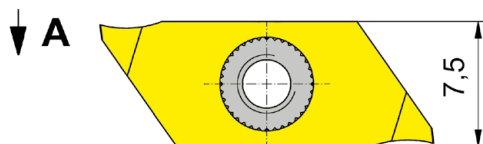
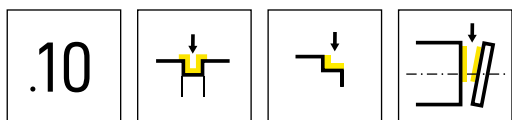
L = version à gauche
L = versione sinistra a specchio

▲ en stock
a stock

Nuance
Leghe
Δ 4 semaines
4 settimane

N° de commande Codice prodotto	w	t _{max}	r	HIS	Nuance Leghe	
					IG35	TH35
RS274.0205.01.10.E	0,5	1,5	0,25	274140R	Δ	Δ
RS274.0510.03.10.E	1	3	0,5	274140R	Δ	▲
RS274.1020.04.10.E	2	4	1	274140R	Δ	Δ
LS274.0205.01.10.E	0,5	1,5	0,25	274140L	Δ	Δ
LS274.0510.03.10.E	1	3	0,5	274140L	Δ	Δ
LS274.1020.04.10.E	2	4	1	274140L	Δ	Δ
					P	- ●
					M	● ●
					K	- ●
					N	- ●
					S	● ●
					H	- -





R = version à droite représentée
R = versione destra come in figura

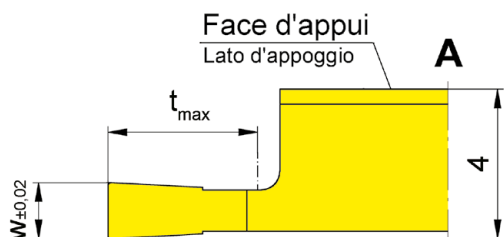
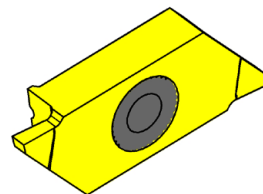
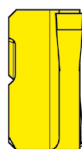
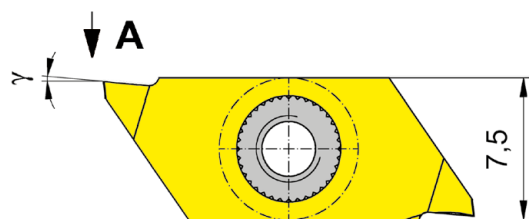
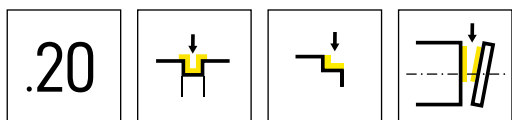
L = version à gauche
L = versione sinistra a specchio

▲ en stock
a stock

Nuance
Leghe
Δ 4 semaines
4 settimane

N° de commande Codice prodotto	w	r	t _{max}	HIS	IG35	TH35
RS274.0120.03.10.E	1,2	0,05	3	274140R	Δ	Δ
RS274.0050.01.10.E	0,5	0,05	1,5	274140R	Δ	Δ
RS274.0070.02.10.E	0,7	0,05	2	274140R	Δ	Δ
RS274.0080.03.10.E	0,8	0,05	3	274140R	Δ	Δ
RS274.0100.03.10.E	1	0,05	3	274140R	Δ	Δ
RS274.0150.04.10.E	1,5	0,05	4	274140R	Δ	Δ
RS274.0150.06.10.E	1,5	0,05	6	274140R	Δ	Δ
RS274.0200.04.10.E	2	0,05	4	274140R	Δ	Δ
RS274.0200.06.10.E	2	0,05	6	274140R	Δ	Δ
LS274.0120.03.10.E	1,2	0,05	3	274140L	Δ	Δ
LS274.0050.01.10.E	0,5	0,05	1,5	274140L	Δ	Δ
LS274.0070.02.10.E	0,7	0,05	2	274140L	Δ	Δ
LS274.0080.03.10.E	0,8	0,05	3	274140L	Δ	Δ
LS274.0100.03.10.E	1	0,05	3	274140L	Δ	Δ
LS274.0150.04.10.E	1,5	0,05	4	274140L	Δ	Δ
LS274.0150.06.10.E	1,5	0,05	6	274140L	Δ	Δ
LS274.0200.04.10.E	2	0,05	4	274140L	Δ	Δ
LS274.0200.06.10.E	2	0,05	6	274140L	Δ	Δ

P	-	●
M	●	●
K	-	●
N	-	●
S	●	●
H	-	-



R = version à droite représentée
R = versione destra come in figura

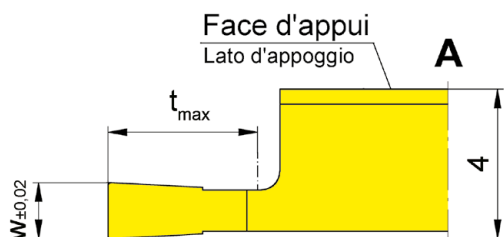
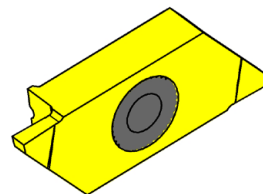
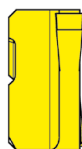
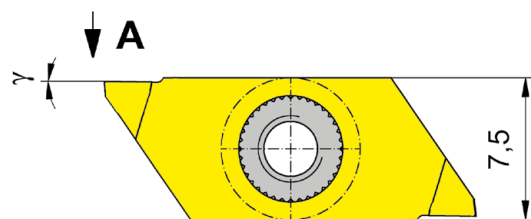
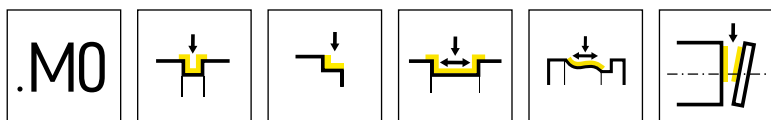
L = version à gauche
L = versione sinistra a specchio

▲ en stock
a stock

Nuance
Leghe
Δ 4 semaines
4 settimane

N° de commande Codice prodotto	w	t _{max}	γ	HIS	IG35	TH35
RS274.0050.01.20.E	0,5	1,5	5°	274140R	Δ	Δ
RS274.0070.02.20.E	0,7	2	5°	274140R	Δ	Δ
RS274.0080.03.20.E	0,8	3	5°	274140R	Δ	Δ
RS274.0100.03.20.E	1	3	5°	274140R	Δ	Δ
RS274.0120.03.20.E	1,2	3	5°	274140R	Δ	Δ
RS274.0150.06.20.E	1,5	6	5°	274140R	Δ	Δ
RS274.0200.04.20.E	2	4	5°	274140R	Δ	Δ
RS274.0200.06.20.E	2	6	5°	274140R	Δ	Δ
LS274.0050.01.20.E	0,5	1,5	5°	274140L	Δ	Δ
LS274.0070.02.20.E	0,7	2	5°	274140L	Δ	Δ
LS274.0080.03.20.E	0,8	3	5°	274140L	Δ	Δ
LS274.0100.03.20.E	1	3	5°	274140L	Δ	Δ
LS274.0120.03.20.E	1,2	3	5°	274140L	Δ	Δ
LS274.0150.06.20.E	1,5	6	5°	274140L	Δ	Δ
LS274.0200.04.20.E	2	4	5°	274140L	Δ	Δ
LS274.0200.06.20.E	2	6	5°	274140L	Δ	Δ
					P	- ●
					M	● ●
					K	- ●
					N	- ●
					S	● ●
					H	- -





R = version à droite représentée
R = versione destra come in figura

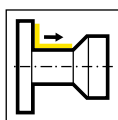
L = version à gauche
L = versione sinistra a specchio

▲ en stock
a stock

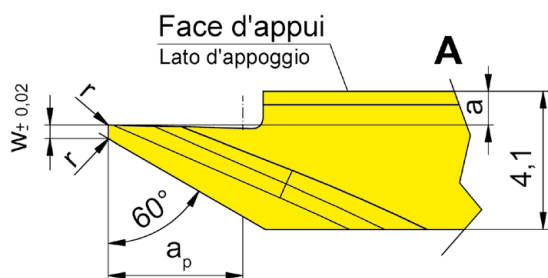
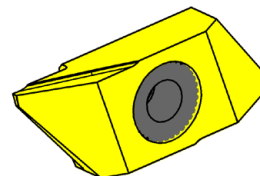
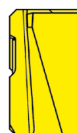
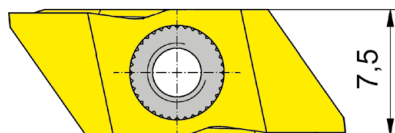
Nuance
Leghe
Δ 4 semaines
4 settimane

N° de commande Codice prodotto	w	t _{max}	γ	HIS	IG35	TH35
RS274.0050.01.M0.E	0,5	1,5	0°	274140R	Δ	Δ
RS274.0070.02.M0.E	0,7	2	0°	274140R	Δ	Δ
RS274.0080.03.M0.E	0,8	3	0°	274140R	Δ	Δ
RS274.0100.03.M0.E	1	3	0°	274140R	Δ	Δ
RS274.0120.03.M0.E	1,2	3	0°	274140R	Δ	Δ
RS274.0150.04.M0.E	1,5	4	0°	274140R	Δ	Δ
RS274.0150.06.M0.E	1,5	6	0°	274140R	Δ	Δ
RS274.0200.04.M0.E	2	4	0°	274140R	Δ	Δ
RS274.0200.06.M0.E	2	6	0°	274140R	Δ	Δ
LS274.0050.01.M0.E	0,5	1,5	0°	274140L	Δ	Δ
LS274.0070.02.M0.E	0,7	2	0°	274140L	Δ	Δ
LS274.0080.03.M0.E	0,8	3	0°	274140L	Δ	Δ
LS274.0100.03.M0.E	1	3	0°	274140L	Δ	Δ
LS274.0120.03.M0.E	1,2	3	0°	274140L	Δ	Δ
LS274.0150.04.M0.E	1,5	4	0°	274140L	Δ	Δ
LS274.0150.06.M0.E	1,5	6	0°	274140L	Δ	Δ
LS274.0200.04.M0.E	2	4	0°	274140L	Δ	Δ
LS274.0200.06.M0.E	2	6	0°	274140L	Δ	Δ

P	-	●
M	●	●
K	-	●
N	-	●
S	●	●
H	-	-



↓ A



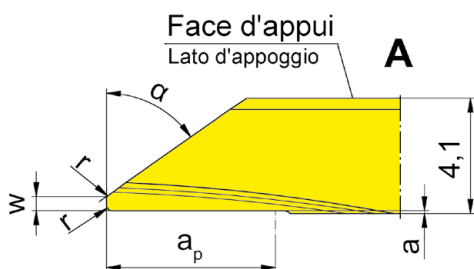
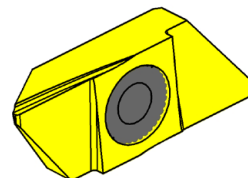
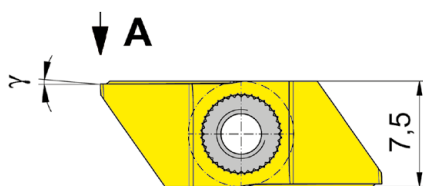
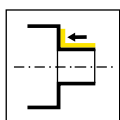
R = version à droite représentée
R = versione destra come in figura

L = version à gauche
L = versione sinistra a specchio

▲ en stock
a stock

Nuance
Leghe
Δ 4 semaines
4 settimane

N° de commande Codice prodotto	w	r	a	γ	a _p	HIS		K10	IG35	TH35
RS274.0060.04.10.E	-	0,05	1	15°	4	274140R			Δ	Δ
RS274.0460.04.10.E	0,4	0,05	1	15°	4	274140R			Δ	▲
RS274.0460.04.M0.E	0,4	0,05	1	0°	4	274140R		Δ	Δ	Δ
RS274.0560.06.11.E	0,5	0,1	0,05	15°	6	274140R			Δ	▲
LS274.0060.04.10.E	-	0,05	1	15°	4	274140L			Δ	Δ
LS274.0460.04.10.E	0,4	0,05	1	15°	4	274140L			Δ	Δ
LS274.0460.04.M0.E	0,4	0,05	1	0°	4	274140L		Δ	Δ	Δ
LS274.0560.06.11.E	0,5	0,1	0,05	15°	6	274140L			Δ	Δ
							P	●	-	●
							M	○	●	●
							K	●	-	●
							N	●	-	●
							S	○	●	●
							H	-	-	-



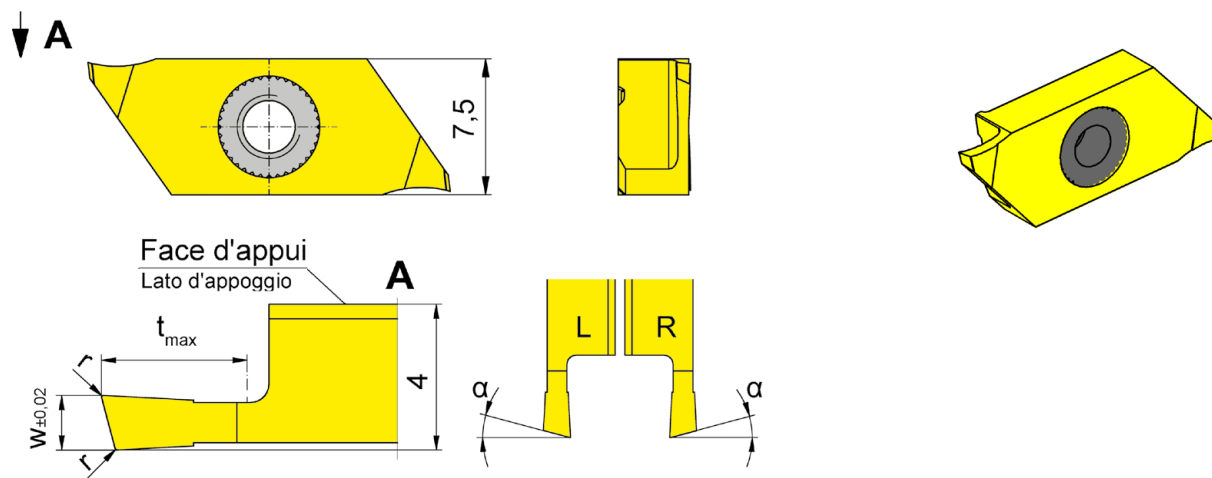
R = version à droite représentée
R = versione destra come in figura

L = version à gauche
L = versione sinistra a specchio

▲ en stock
a stock

Nuance
Leghe
Δ 4 semaines
4 settimane

N° de commande Codice prodotto	w	r	a	γ	a _p	α	HIS	IG35	TH35
RS274.0035.04.20.E	-	0,05	0,1	5°	4	35°	274140R	Δ	Δ
RS274.0235.04.20.E	0,2	-	0,1	5°	4	35°	274140R	Δ	Δ
RS274.0535.06.20.E	0,5	0,2	0,1	5°	6	35°	274140R	Δ	Δ
RS274.0055.04.20.E	-	0,05	0,1	5°	4	55°	274140R	Δ	Δ
RS274.0255.04.20.E	0,2	-	0,1	5°	4	55°	274140R	Δ	Δ
RS274.0555.06.20.E	0,5	0,2	0,1	5°	6	55°	274140R	Δ	Δ
LS274.0035.04.20.E	-	0,05	0,1	5°	4	35°	274140L	Δ	Δ
LS274.0235.04.20.E	0,2	-	0,1	5°	4	35°	274140L	Δ	Δ
LS274.0535.06.20.E	0,5	0,2	0,1	5°	6	35°	274140L	Δ	Δ
LS274.0055.04.20.E	-	0,05	0,1	5°	4	55°	274140L	Δ	Δ
LS274.0255.04.20.E	0,2	-	0,1	5°	4	55°	274140L	Δ	Δ
LS274.0555.06.20.E	0,5	0,2	0,1	5°	6	55°	274140L	Δ	Δ
P	-	●							
M	●	●							
K	-	●							
N	-	●							
S	●	●							
H	-	-							



R = version à droite représentée
R = versione destra come in figura

L = version à gauche
L = versione sinistra a specchio

▲ en stock
a stock

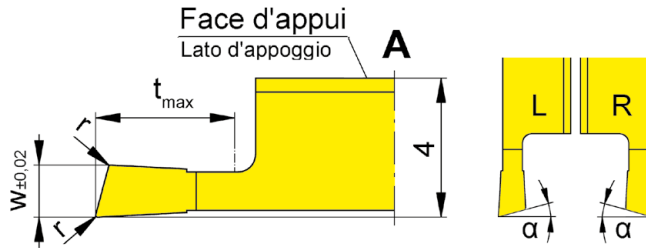
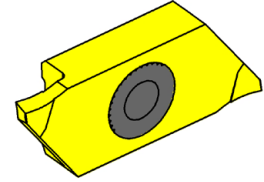
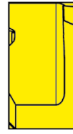
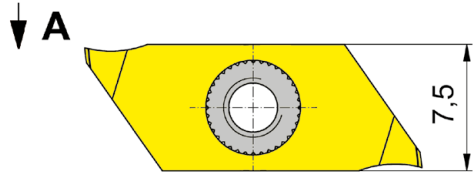
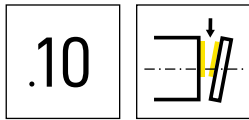
Nuance
Leghe
Δ 4 semaines
4 settimane

N° de commande Codice prodotto	w	r	t _{max}	α	HIS	IG35	TH35
RS274.1508.03.10.E	0,8	0,05	3	15°	274140R	Δ	Δ
RS274.1510.03.10.E	1	0,05	3	15°	274140R	Δ	Δ
RS274.1515.04.10.E	1,5	0,05	4	15°	274140R	Δ	Δ
RS274.1520.06.10.E	2	0,05	6	15°	274140R	Δ	Δ
LS274.1508.03.10.E	0,8	0,05	3	15°	274140L	Δ	Δ
LS274.1510.03.10.E	1	0,05	3	15°	274140L	Δ	Δ
LS274.1515.04.10.E	1,5	0,05	4	15°	274140L	Δ	Δ
LS274.1520.06.10.E	2	0,05	6	15°	274140L	Δ	Δ

tmax 6 mm ne peut être atteint seulement avec un diamètre de pièce $\varnothing \leq 25$ mm.
tmax 6 mm può essere raggiunta solo lavorando pezzi con diam. $\varnothing \leq 25$ mm.

P	-	●
M	●	●
K	-	●
N	-	●
S	●	●
H	-	-





R = version à droite représentée
R = versione destra come in figura

L = version à gauche
L = versione sinistra a specchio

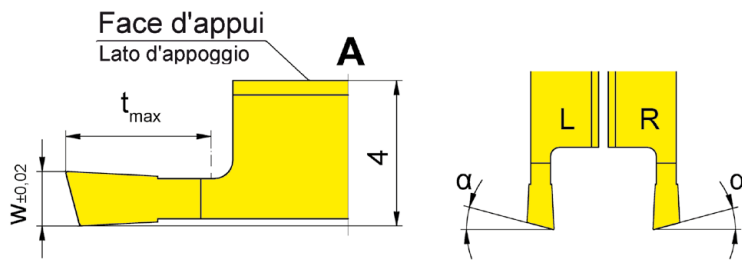
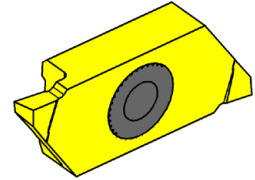
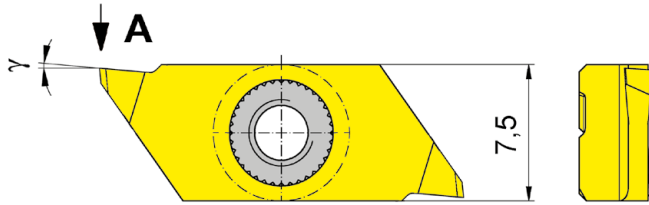
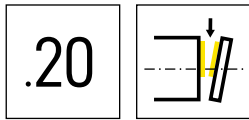
▲ en stock
a stock

Nuance
Leghe
Δ 4 semaines
4 settimane

N° de commande Codice prodotto	w	r	t _{max}	α	HIS	IG35	TH35
RS274.1508.03.1L.E	0,8	0,05	3	15°	274140R	Δ	Δ
RS274.1510.03.1L.E	1	0,05	3	15°	274140R	Δ	Δ
RS274.1515.04.1L.E	1,5	0,05	4	15°	274140R	Δ	Δ
RS274.1520.06.1L.E	2	0,05	6	15°	274140R	Δ	Δ
LS274.1508.03.1R.E	0,8	0,05	3	15°	274140L	Δ	Δ
LS274.1510.03.1R.E	1	0,05	3	15°	274140L	Δ	Δ
LS274.1520.06.1R.E	2	0,05	6	15°	274140L	Δ	Δ

t_{max} 6 mm ne peut être atteint seulement avec un diamètre de pièce Ø ≤ 25 mm.
t_{max} 6 mm può essere raggiunta solo lavorando pezzi con diam. Ø ≤ 25 mm.

P	-	●
M	●	●
K	-	●
N	-	●
S	●	●
H	-	-



R = version à droite représentée
R = versione destra come in figura

L = version à gauche
L = versione sinistra a specchio

▲ en stock
a stock

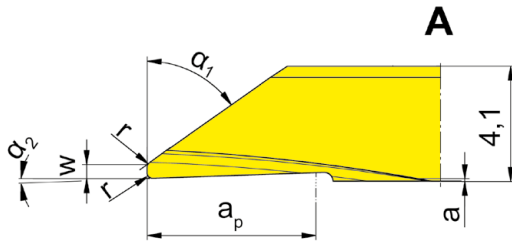
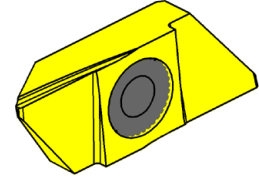
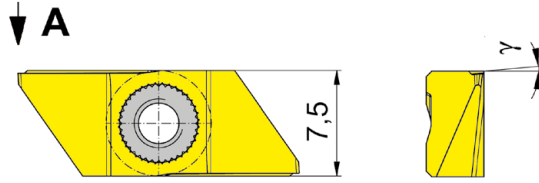
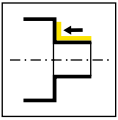
Nuance
Leghe
Δ 4 semaines
4 settimane

N° de commande Codice prodotto	w	t _{max}	α	γ	HIS	IG35	TH35
RS274.1515.04.20.E	1,5	4	15°	5°	274140R	Δ	Δ
RS274.1520.06.20.E	2	6	15°	5°	274140R	Δ	Δ
LS274.1515.04.20.E	1,5	4	15°	5°	274140L	Δ	Δ
LS274.1520.06.20.E	2	6	15°	5°	274140L	Δ	Δ

t_{max} 6 mm ne peut être atteint seulement avec un diamètre de pièce Ø ≤ 25 mm.
t_{max} 6 mm può essere raggiunta solo lavorando pezzi con diam. Ø ≤ 25 mm.

P	-	●
M	●	●
K	-	●
N	-	●
S	●	●
H	-	-



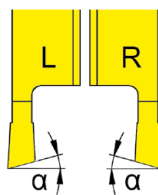
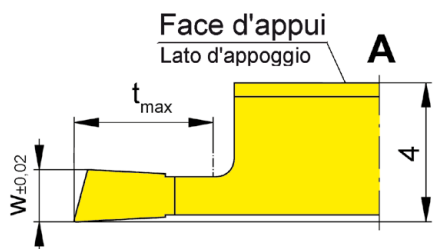
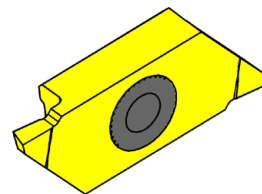
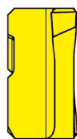
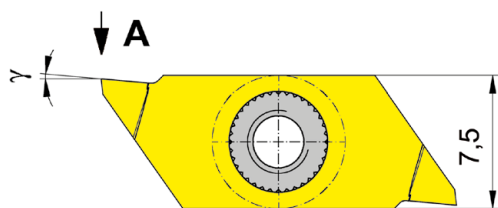


Nuance
Leghe

▲ en stock
a stock

Δ 4 semaines
4 settimane

N° de commande Codice prodotto	w	r	a	γ	a _p	α ₂	Nuance	
							IG35	TH35
RS274.0035.24.20.E	-	0,05	0,1	5°	4	2°	Δ	Δ
RS274.0055.24.20.E	-	0,05	0,1	5°	4	2°	Δ	Δ
RS274.0235.24.20.E	0,2	-	0,1	5°	4	2°	Δ	Δ
RS274.0255.24.20.E	0,2	-	0,1	5°	4	2°	Δ	Δ
LS274.0035.24.20.E	-	0,05	0,1	5°	4	2°	Δ	Δ
LS274.0055.24.20.E	-	0,05	0,1	5°	4	2°	Δ	Δ
LS274.0235.24.20.E	0,2	-	0,1	5°	4	2°	Δ	Δ
LS274.0255.24.20.E	0,2	-	0,1	5°	4	2°	Δ	Δ
LS274.0535.26.20.E	0,5	0,2	0,1	5°	6	2°	Δ	Δ
LS274.0555.26.20.E	0,5	0,2	0,1	5°	6	2°	Δ	Δ
							P	- ●
							M	● ●
							K	- ●
							N	- ●
							S	● ●
							H	- -



R = version à droite représentée
R = versione destra come in figura

L = version à gauche
L = versione sinistra a specchio

▲ en stock
a stock

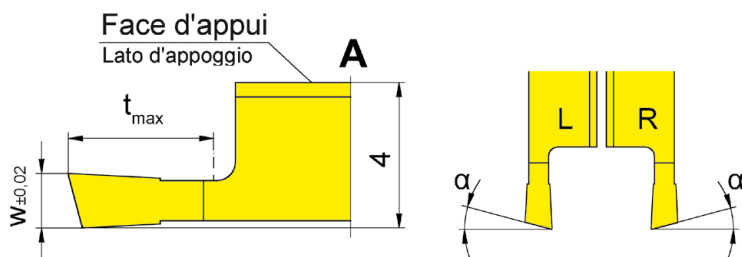
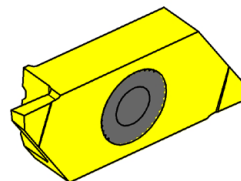
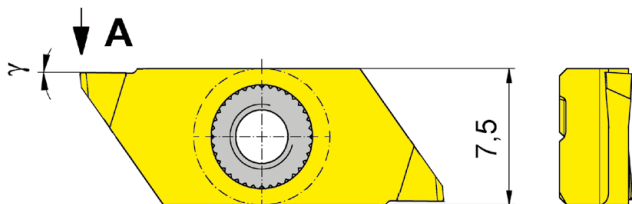
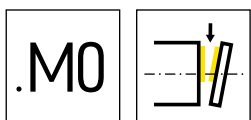
Nuance
Leghe
Δ 4 semaines
4 settimane

N° de commande Codice prodotto	w	t _{max}	α	γ	HIS	IG35	TH35
RS274.1515.04.2L.E	1,5	4	15°	5°	274140R	Δ	Δ
RS274.1520.06.2L.E	2	6	15°	5°	274140R	Δ	Δ
LS274.1515.04.2R.E	1,5	4	15°	5°	274140L	Δ	Δ
LS274.1520.06.2R.E	2	6	15°	5°	274140L	Δ	Δ

t_{max} 6 mm ne peut être atteint seulement avec un diamètre de pièce Ø ≤ 25 mm.
t_{max} 6 mm può essere raggiunta solo lavorando pezzi con diam. Ø ≤ 25 mm.

P	-	●
M	●	●
K	-	●
N	-	●
S	●	●
H	-	-





R = version à droite représentée
R = versione destra come in figura

L = version à gauche
L = versione sinistra a specchio

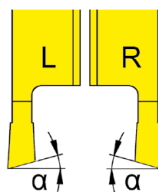
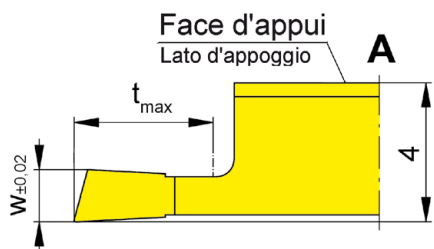
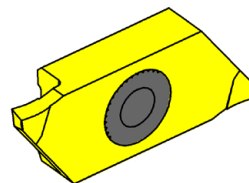
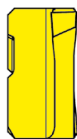
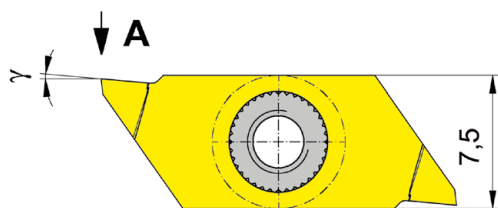
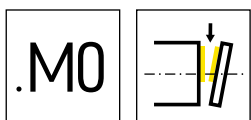
▲ en stock
a stock

Nuance
Leghe
Δ 4 semaines
4 settimane

N° de commande Codice prodotto	w	t _{max}	α	γ	HIS	IG35	TH35
RS274.1508.03.M0.E	0,8	3	15°	0°	274140R	Δ	Δ
RS274.1510.03.M0.E	1	3	15°	0°	274140R	Δ	Δ
RS274.1515.04.M0.E	1,5	4	15°	0°	274140R	Δ	Δ
RS274.1520.06.M0.E	2	6	15°	0°	274140R	Δ	Δ
LS274.1508.03.M0.E	0,8	3	15°	0°	274140L	Δ	Δ
LS274.1510.03.M0.E	1	3	15°	0°	274140L	Δ	Δ
LS274.1515.04.M0.E	1,5	4	15°	0°	274140L	Δ	Δ
LS274.1520.06.M0.E	2	6	15°	0°	274140L	Δ	Δ

t_{max} 6 mm ne peut être atteint seulement avec un diamètre de pièce Ø ≤ 25 mm.
t_{max} 6 mm può essere raggiunta solo lavorando pezzi con diam. Ø ≤ 25 mm.

P	-	●
M	●	●
K	-	●
N	-	●
S	●	●
H	-	-



R = version à droite représentée
R = versione destra come in figura

L = version à gauche
L = versione sinistra a specchio

▲ en stock
a stock

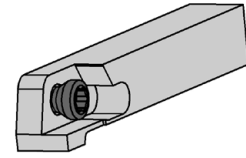
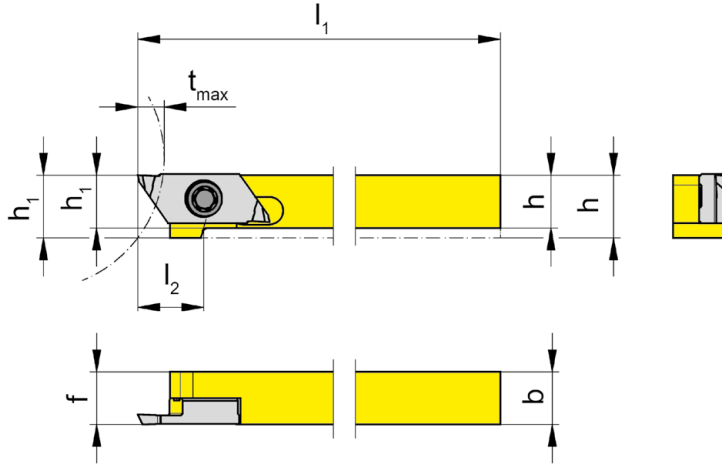
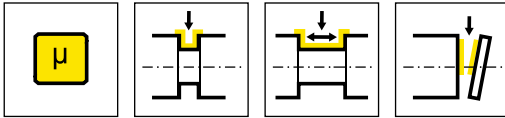
Nuance
Leghe
Δ 4 semaines
4 settimane

N° de commande Codice prodotto	w	t _{max}	α	γ	HIS	Nuance	
						IG35	TH35
RS274.1508.03.ML.E	0,8	3	15°	0°	274140R		Δ
RS274.1510.03.ML.E	1	3	15°	0°	274140R		Δ
RS274.1515.04.ML.E	1,5	4	15°	0°	274140R		Δ
RS274.1520.06.ML.E	2	6	15°	0°	274140R		Δ
LS274.1508.03.MR.E	0,8	3	15°	0°	274140L	Δ	
LS274.1510.03.MR.E	1	3	15°	0°	274140L	Δ	Δ
LS274.1515.04.MR.E	1,5	4	15°	0°	274140L		Δ
LS274.1520.06.MR.E	2	6	15°	0°	274140L	Δ	Δ

t_{max} 6 mm ne peut être atteint seulement avec un diamètre de pièce Ø ≤ 25 mm.
t_{max} 6 mm può essere raggiunta solo lavorando pezzi con diam. Ø ≤ 25 mm.

P	-	●
M	●	●
K	-	●
N	-	●
S	●	●
H	-	-





R = version à droite représentée
R = versione destra come in figura

L = version à gauche
L = versione sinistra a specchio

N° de commande Codice prodotto	h	b	l ₁	l ₂	h ₁	f	t _{max}	HWS
RH274.0808.SF.04	8	8	100	10	9,5	8	6	274040R
RH274.1010.SF.04	10	10	100	-	10	10	6	274040R
RH274.1212.SF.04	12	12	100	-	12	12	6	274040R

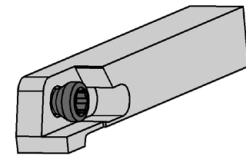
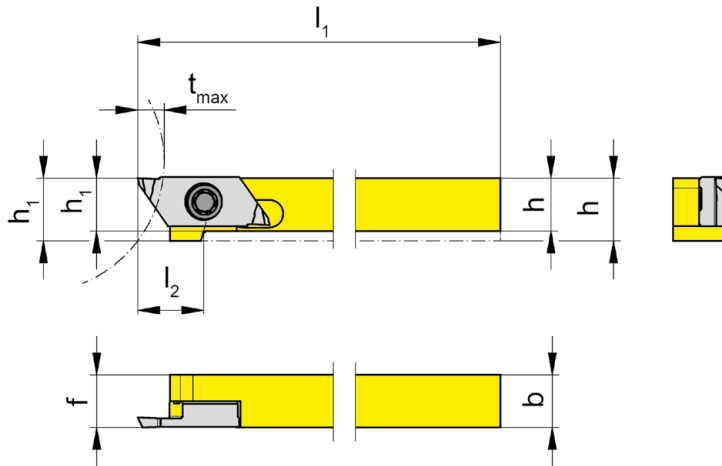
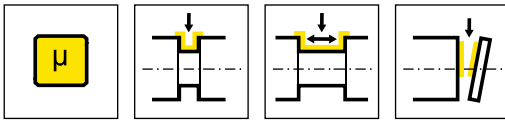
Pour porte-outil de dimension de carré de 8 x 8 mm avec décalage de la tête.
Il Quadro 8x8 presenta una zona scaricata sul fronte.

L

Pièces Détachées

Ricambi

Porte outils Portainsero	Vis de serrage Vite di serraggio	Tournevis TORX PLUS® Cacciavite TORX PLUS®
RH274...	030.350P.0852	T15PQ



R = version à droite représentée
R = versione destra come in figura

L = version à gauche
L = versione sinistra a specchio

N° de commande Codice prodotto	h	b	l ₁	l ₂	h ₁	f	t _{max}	HWS
RH274.0808.SF.S4	8	8	100	10	9,5	8	6	274040R
RH274.1010.SF.S4	10	10	100	-	10	10	6	274040R
RH274.1212.SF.S4	12	12	100	-	12	12	6	274040R

Matière du corps : alliage de tungstène (donne une bonne résistance aux vibrations)

Gambo in lega di tungsteno per conferire una buona resistenza alle vibrazioni

Pour porte-outil de dimension de carré de 8 x 8 mm avec décalage de la tête.

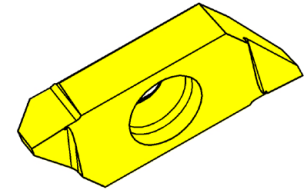
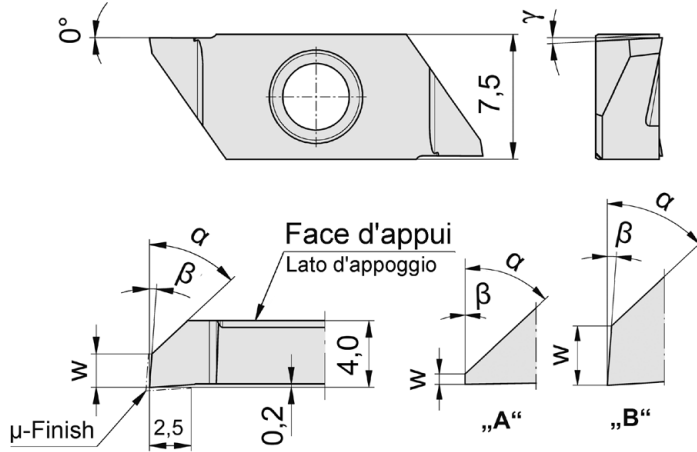
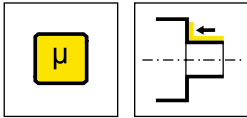
Il Quadro 8x8 presenta una zona scaricata sul fronte.

Pièces Détachées

Ricambi

Porte outils Portainsero	Vis de serrage Vite di serraggio	Tournevis TORX PLUS® Cacciavite TORX PLUS®
RH274...	030.350P.0852	T15PQ



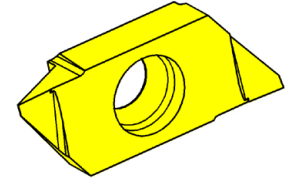
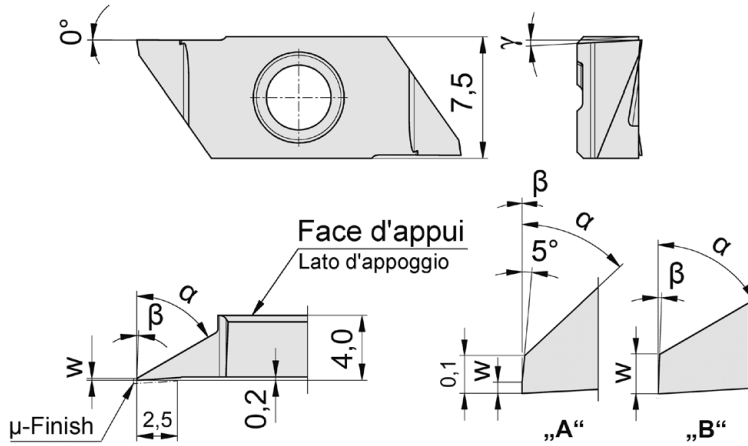
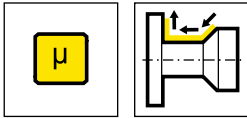


R = version à droite représentée
R = versione destra come in figura

L = version à gauche
L = versione sinistra a specchio

Nuance
Leghe
▲ en stock
a stock
Δ 4 semaines
4 settimane

N° de commande Codice prodotto	w	γ	α	Forme Forma	β	HIS	MG12	AC25	AC2P	ES15	ES1P
RS274.0547.04.SF	0,05	0°	47°	A	0°	274040R		Δ		▲	Δ
RS274.2047.03.SF	2	3°	47°	B	4°	274040R	Δ	Δ	Δ	▲	Δ
LS274.2047.03.SF	2	3°	47°	B	4°	274040L	Δ	Δ	Δ	Δ	Δ
							P	o	•	•	•
							M	-	o	o	•
							K	-	-	-	o
							N	-	-	-	-
							S	-	-	-	-
							H	-	-	-	-



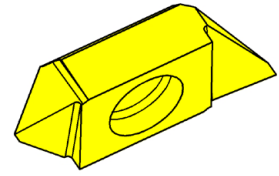
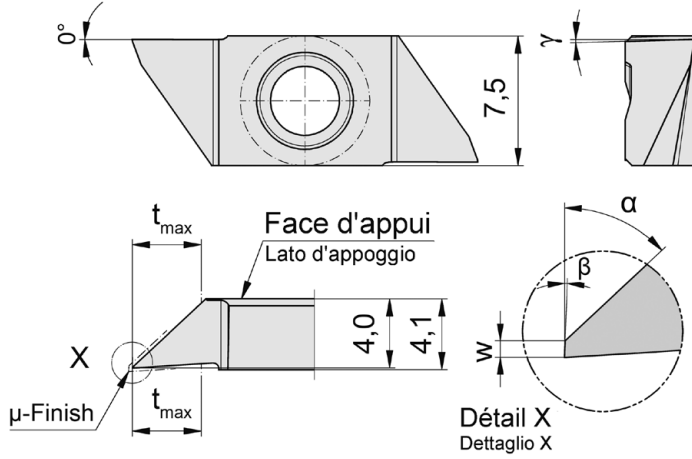
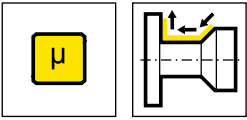
R = version à droite représentée
R = versione destra come in figura

L = version à gauche
L = versione sinistra a specchio

Nuance
Leghe
▲ en stock
a stock
Δ 4 semaines
4 settimane

N° de commande Codice prodotto	w	γ	α	Forme Forma	β	HIS		MG12	AC25	AC2P	ES15	ES1P
RS274.0147.04.SF	0,03	0°	47°	A	0°	274040R			Δ	Δ	Δ	Δ
RS274.0160.03.SF	0,105	3°	60°	B	2°	274040R		Δ	Δ	Δ	Δ	Δ
LS274.0160.03.SF	0,105	3°	60°	B	2°	274040L		Δ	Δ	Δ	Δ	Δ
							P	o	•	•	•	•
							M	-	o	o	•	•
							K	-	-	-	o	o
							N	-	-	-	-	-
							S	-	-	-	-	-
							H	-	-	-	-	-





R = version à droite représentée
R = versione destra come in figura

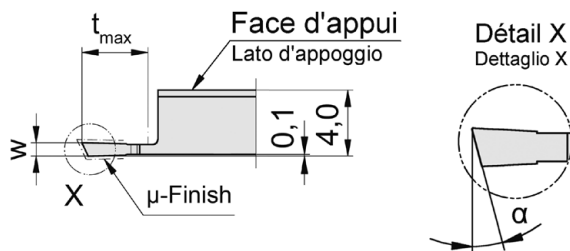
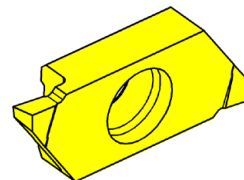
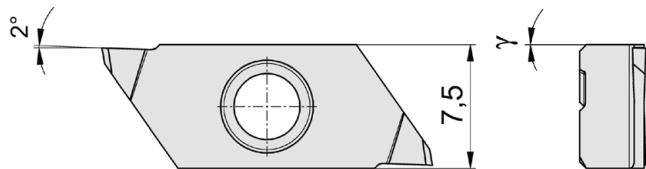
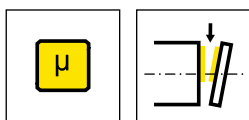
Nuance
Leghe
▲ en stock
a stock
Δ 4 semaines
4 settimane

N° de commande Codice prodotto	w	t _{max}	γ	α	β	HIS	AC25	ES15	ES1P
RS274.0247.04.SF	0,025	4	1,5°	47°	2°	274040R	Δ	▲	Δ
P	●	●	●						
M	○	●	●						
K	-	○	○						
N	-	-	-						
S	-	-	-						
H	-	-	-						

Plaquette amovible

Inserto

S274...SF



R = version à droite représentée
R = versione destra come in figura

L = version à gauche
L = versione sinistra a specchio

▲ en stock
a stock

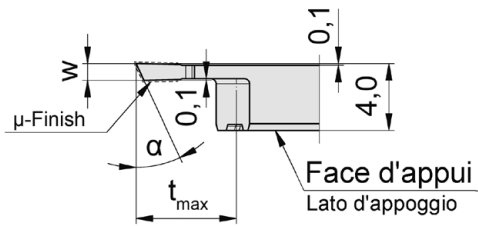
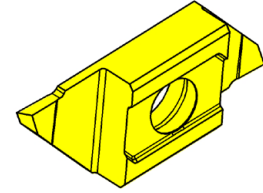
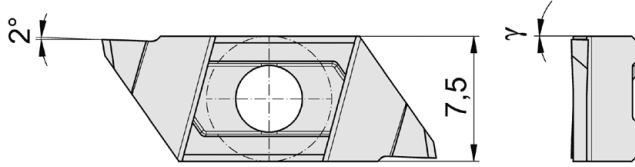
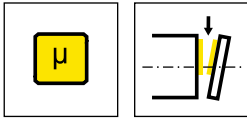
Nuance
Leghe
Δ 4 semaines
4 settimane

N° de commande Codice prodotto	w	t _{max}	α	γ	HIS	MG12	AC25	AC2P	ES15	ES1P
RS274.2508.04.SF	0,8	4	25°	0°	274040R	Δ	Δ	Δ	Δ	Δ
RS274.2509.04.SF	0,9	4	25°	0°	274040R			Δ	Δ	Δ
RS274.2510.04.SF	1	4	25°	0°	274040R		Δ	Δ	▲	Δ
RS274.2510.06.SF	1	6	25°	0°	274040R		Δ	Δ	Δ	Δ
RS274.2512.06.SF	1,2	6	25°	0°	274040R		Δ	Δ	Δ	Δ
RS274.2515.06.SF	1,5	6	25°	0°	274040R		Δ	Δ	Δ	Δ
LS274.2508.04.SF	0,8	4	25°	0°	274040L	Δ			Δ	Δ

t_{max} 6 mm ne peut être atteint seulement avec un diamètre de pièce Ø ≤ 25 mm.
t_{max} 6 mm può essere raggiunta solo lavorando pezzi con diam. Ø ≤ 25 mm.

P	o	•	•	•	•
M	-	o	o	•	•
K	-	-	-	o	o
N	-	-	-	-	-
S	-	-	-	-	-
H	-	-	-	-	-





L = version à gauche représentée
L = versione sinistra come in figura

Nuance
Leghe
▲ en stock
a stock
Δ 4 semaines
4 settimane

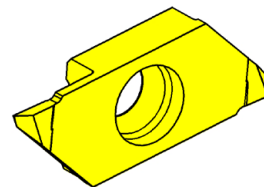
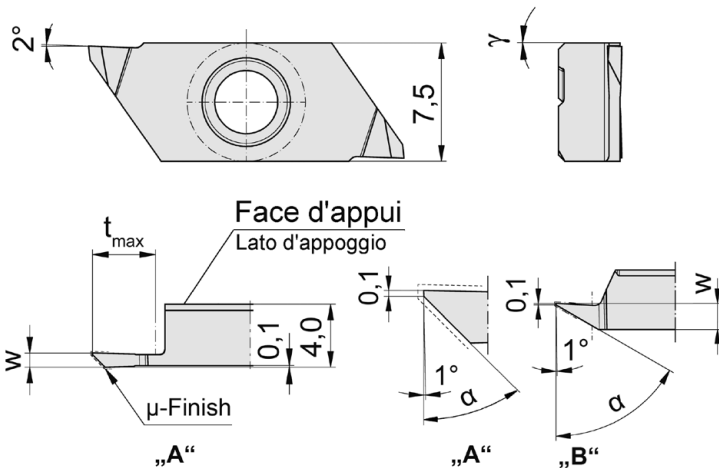
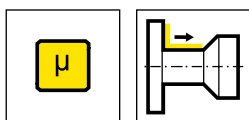
N° de commande Codice prodotto	w	t _{max}	α	γ	HIS	Nuance				
						AC25	AC2P	ES15	ES1P	
LS274.2508.04.SF.R	0,8	4	25°	0°	274040L	Δ	Δ	Δ	Δ	
LS274.2509.04.SF.R	0,9	4	25°	0°	274040L	Δ	Δ	Δ	Δ	
LS274.2510.06.SF.R	1	6	25°	0°	274040L	Δ	Δ	Δ	Δ	
LS274.2512.06.SF.R	1,2	6	25°	0°	274040L	Δ	Δ	Δ	Δ	
LS274.2515.06.SF.R	1,5	6	25°	0°	274040L	Δ	Δ	▲	Δ	
						P	●	●	●	●
						M	○	○	●	●
						K	-	-	○	○
						N	-	-	-	-
						S	-	-	-	-
						H	-	-	-	-

t_{max} 6 mm ne peut être atteint seulement avec un diamètre de pièce Ø ≤ 25 mm.
t_{max} 6 mm può essere raggiunta solo lavorando pezzi con diam. Ø ≤ 25 mm.

Plaquette amovible

Inserto

S274...SF



R = version à droite représentée
R = versione destra come in figura

L = version à gauche
L = versione sinistra a specchio

▲ en stock
a stock

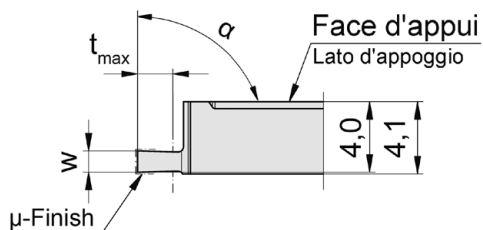
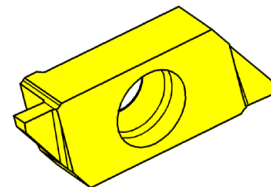
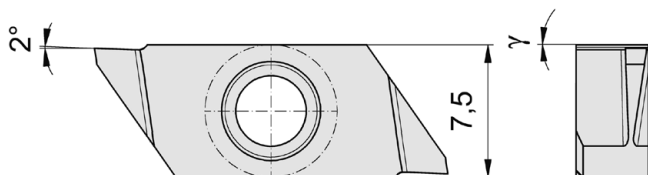
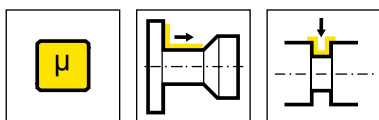
Nuance
Leghe
Δ 4 semaines
4 settimane

N° de commande Codice prodotto	w	t _{max}	α	γ	Forme Forma	HIS	MG12	AC25	AC2P	ES15	ES1P
RS274.4508.04.SF	0,8	4	45°	0°	A	274040R		Δ	Δ	Δ	Δ
RS274.4509.04.SF	0,9	4	45°	0°	A	274040R	Δ	Δ	Δ	▲	Δ
RS274.4510.06.SF	1	6	45°	0°	A	274040R		Δ	Δ	▲	Δ
RS274.4512.06.SF	1,2	6	45°	0°	A	274040R		Δ	Δ	Δ	Δ
RS274.6015.02.SF	1,8	2,5	60°	0°	B	274040R		Δ	Δ	▲	Δ
RS274.7010.02.SF	1,2	2,5	70°	0°	B	274040R		Δ	Δ	Δ	Δ
LS274.4509.04.SF	0,9	4	45°	0°	A	274040L	Δ	Δ		Δ	Δ

t_{max} 6 mm ne peut être atteint seulement avec un diamètre de pièce Ø ≤ 25 mm.
t_{max} 6 mm può essere raggiunta solo lavorando pezzi con diam. Ø ≤ 25 mm.

P	o	•	•	•	•
M	-	o	o	•	•
K	-	-	-	o	o
N	-	-	-	-	-
S	-	-	-	-	-
H	-	-	-	-	-





R = version à droite représentée
R = versione destra come in figura

▲ en stock
a stock

Nuance
Leghe
Δ 4 semaines
4 settimane

N° de commande Codice prodotto	w	t _{max}	γ	HIS	Nuance Leghe			
					AC25	AC2P	ES15	ES1P
RS274.0005.01.SF	0,5	1	0°	274040R	Δ		▲	Δ
RS274.0010.02.SF	1	2	0°	274040R	Δ		▲	Δ
RS274.0012.02.SF	1,2	2	0°	274040R	Δ	Δ	Δ	Δ
RS274.0015.03.SF	1,5	3	0°	274040R	Δ		Δ	Δ
RS274.0020.03.SF	2	3	0°	274040R	Δ	Δ	Δ	Δ
					P	●	●	●
					M	○	○	●
					K	-	-	○
					N	-	-	-
					S	-	-	-
					H	-	-	-

S32T



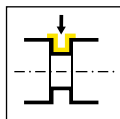
Porte outils et plaquettes

Portainsero e inserti

Géométries et avances
Geometrie e avanzamenti

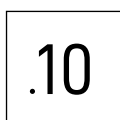
Page/Pag.
363

Porte outils
Portainsero
H32T

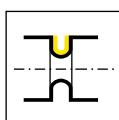


Page/Pag.
364

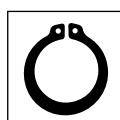
Plaquette amovible
Inserto
S32T



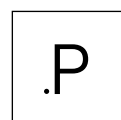
Page/Pag.
365-366



Page/Pag.
367



Page/Pag.
368



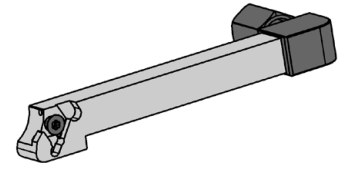
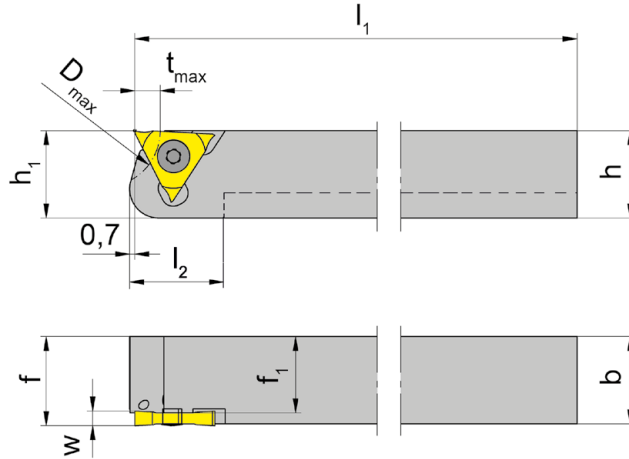
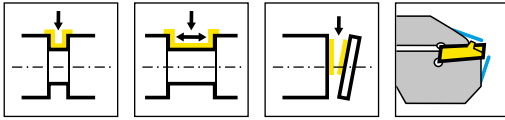
Page/Pag.
369

Géométries et avances

Geometrie e avanzamenti



Géométrie Geometria	Matière Materiale	Avance f [mm/trs] Avanzamento f [mm/giro]	Usinage Lavorazione						
.10	<table border="1"> <tr> <td>P</td> <td>M</td> <td>K</td> </tr> <tr> <td>N</td> <td>S</td> <td>H</td> </tr> </table>	P	M	K	N	S	H	↓ 0,05-0,15	
P	M	K							
N	S	H							
.P	<table border="1"> <tr> <td>P</td> <td>M</td> <td>K</td> </tr> <tr> <td>N</td> <td>S</td> <td>H</td> </tr> </table>	P	M	K	N	S	H	↓ 0,02-0,08 ↔ 0,02-0,04	
P	M	K							
N	S	H							



R = version à droite représentée
R = versione destra come in figura

L = version à gauche
L = versione sinistra a specchio

N° de commande Codice prodotto	h	b	l ₁	l ₂	h ₁	f ₁	f	D _{max}	t _{max}	HWS
RH32T.0808.6.10.IK	8	8	100	13	8	6,5	f ₁ +s ₁	15,5	3,5	32T01N • 32T01R
RH32T.0808.6.20.IK	8	8	100	13	8	6	f ₁ +s ₁	15,5	3,5	32T02N • 32T02R
RH32T.1010.6.10.IK	10	10	100	-	10	8,5	f ₁ +s ₁	15,5	3,5	32T01N • 32T01R
RH32T.1010.6.20.IK	10	10	100	-	10	8	f ₁ +s ₁	15,5	3,5	32T02N • 32T02R
RH32T.1212.6.10.IK	12	12	100	-	12	10,5	f ₁ +s ₁	15,5	3,5	32T01N • 32T01R
RH32T.1212.6.20.IK	12	12	100	-	12	10	f ₁ +s ₁	15,5	3,5	32T02N • 32T02R
RH32T.1616.6.10.IK	16	16	125	-	16	14,5	f ₁ +s ₁	15,5	3,5	32T01N • 32T01R
RH32T.1616.6.20.IK	16	16	125	-	16	14	f ₁ +s ₁	15,5	3,5	32T02N • 32T02R
LH32T.0808.6.10.IK	8	8	100	13	8	6,5	f ₁ +s ₁	15,5	3,5	32T01N • 32T01L
LH32T.0808.6.20.IK	8	8	100	13	8	6	f ₁ +s ₁	15,5	3,5	32T02N • 32T02L
LH32T.1010.6.10.IK	10	10	100	-	10	8,5	f ₁ +s ₁	15,5	3,5	32T01N • 32T01L
LH32T.1010.6.20.IK	10	10	100	-	10	8	f ₁ +s ₁	15,5	3,5	32T02N • 32T02L
LH32T.1212.6.10.IK	12	12	100	-	12	10,5	f ₁ +s ₁	15,5	3,5	32T01N • 32T01L
LH32T.1212.6.20.IK	12	12	100	-	12	10	f ₁ +s ₁	15,5	3,5	32T02N • 32T02L
LH32T.1616.6.10.IK	16	16	125	-	16	14,5	f ₁ +s ₁	15,5	3,5	32T01N • 32T01L
LH32T.1616.6.20.IK	16	16	125	-	16	14	f ₁ +s ₁	15,5	3,5	32T02N • 32T02L

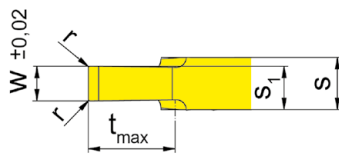
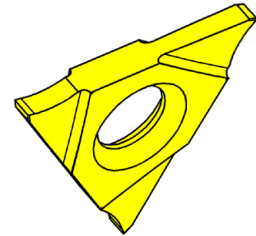
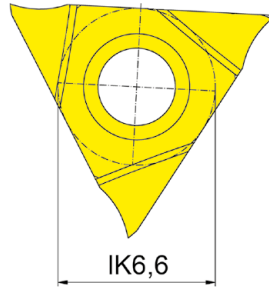
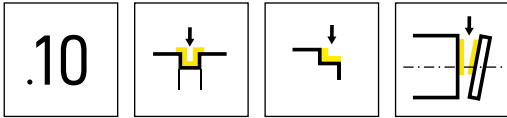
w, s1 voir plaquettes amovibles
w, s1 vd. inserti

Pour porte-outil de dimension de carré de 8 x 8 mm avec décalage de la tête.
Il Quadro 8x8 presenta una zona scaricata sul fronte.

Pièces Détachées

Ricambi

Porte outils Portainsero	Vis de serrage Vite di serraggio	Tournevis TORX PLUS® Cacciavite TORX PLUS®	Arrosage Lubrificazione	Vis Vite
R/LH32T.0808.6...	030.2507.T7P	T7PL		
R/LH32T...	030.2507.T7P	T7PL	004.00.22	
R/LH32T.1616.6...	030.2507.T7P	T7PL	004.00.16	18.908



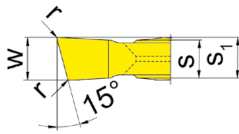
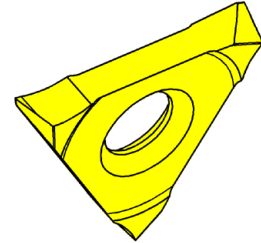
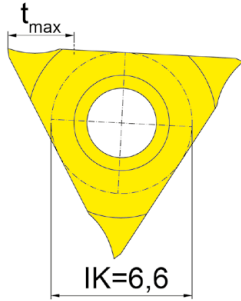
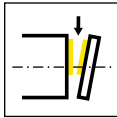
Nuance
Leghe

▲ en stock
a stock

Δ 4 semaines
4 settimane

N° de commande Codice prodotto	w	r	s	s ₁	t _{max}	HIS	EG35	EG55
S32T.0050.00	0,5	0,05	1,5	1	1,5	32T01N	▲	
S32T.0070.00	0,7	0,05	1,5	1,1	2	32T01N	▲	
S32T.0080.00	0,8	0,05	1,5	1,15	2,5	32T01N	▲	
S32T.0100.00	1	0,05	1,5	1,25	2,5	32T01N		▲
S32T.0120.00	1,2	0,05	1,5	1,35	2,5	32T01N		▲
S32T.0150.00	1,5	0,05	1,5	1,5	2,5	32T01N		▲
S32T.0200.00	2	0,05	1,5	1,75	3,5	32T01N		▲
S32T.0250.00	2,5	0,05	2	2,25	3,5	32T02N		▲
							P ● ●	
							M ● ○	
							K ○ ○	
							N - -	
							S - -	
							H - -	

.10



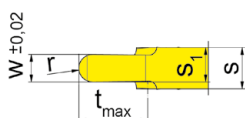
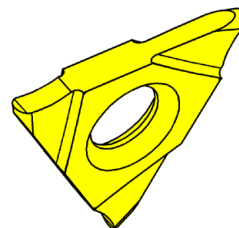
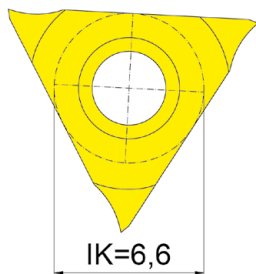
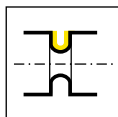
R = version à droite représentée
R = versione destra come in figura

L = version à gauche
L = versione sinistra a specchio

▲ en stock
a stock

Nuance
Leghe
Δ 4 semaines
4 settimane

N° de commande Codice prodotto	w	r	s	s ₁	t _{max}	HIS	EG55
RS32T.1520.10	2	0,05	1,5	1,75	3,5	32T01N	▲
LS32T.1520.10	2	0,05	1,5	1,75	3,5	32T01N	▲
							P ●
							M ○
							K ○
							N -
							S -
							H -

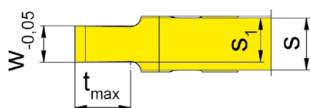
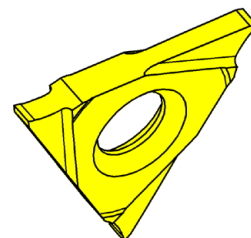
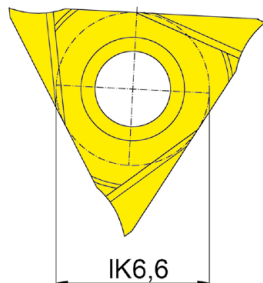
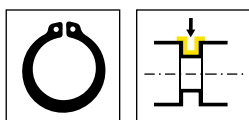


Nuance
Leghe

▲ en stock
a stock

Δ 4 semaines
4 settimane

N° de commande Codice prodotto	w	s	s ₁	t _{max}	r	HIS	Nuance	
							EG35	EG55
S32T.0050.25	0,5	1,5	1	1,5	0,25	32T01N	▲	
S32T.0100.50	1	1,5	1,25	2,5	0,5	32T01N		▲
S32T.0200.10	2	1,5	1,75	3,5	1	32T01N		▲
							P	● ●
							M	● ○
							K	○ ○
							N	- -
							S	- -
							H	- -

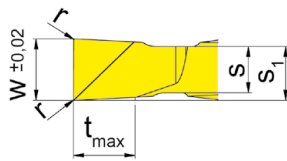
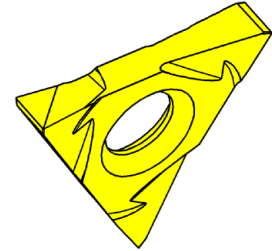
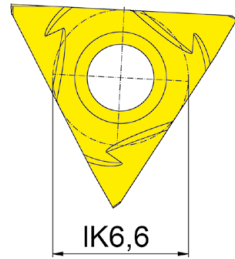
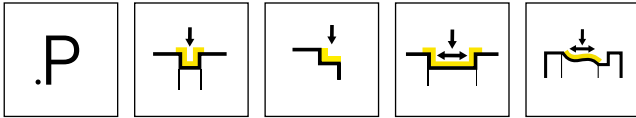


Nuance
Leghe

▲ en stock
a stock

Δ 4 semaines
4 settimane

N° de commande Codice prodotto	w	Nw	s	s ₁	t _{max}	HIS	EG35	EG55
S32T.0034.01.00	0,41	0,34	1,5	0,94	0,6	32T01N	Δ	
S32T.0044.01.00	0,51	0,44	1,5	0,99	0,7	32T01N	Δ	
S32T.0050.01.00	0,57	0,5	1,5	1,02	0,7	32T01N	▲	
S32T.0060.01.00	0,67	0,6	1,5	1,07	0,8	32T01N	▲	
S32T.0070.01.00	0,77	0,7	1,5	1,12	1,1	32T01N	▲	
S32T.0080.01.00	0,87	0,8	1,5	1,17	1,2	32T01N	▲	
S32T.0090.01.00	0,97	0,9	1,5	1,22	1,4	32T01N	▲	
S32T.0100.01.00	1,07	1	1,5	1,27	1,6	32T01N		▲
S32T.0110.01.00	1,24	1,1	1,5	1,36	1,6	32T01N		▲
S32T.0130.01.00	1,44	1,3	1,5	1,46	2	32T01N		▲
S32T.0160.01.00	1,74	1,6	1,5	1,61	3	32T01N		▲
S32T.0185.01.00	1,99	1,85	1,5	1,73	3	32T01N		▲
S32T.0215.01.00	2,29	2,15	2	2,13	3	32T02N		▲
							P	● ●
							M	● ○
							K	○ ○
							N	- -
							S	- -
							H	- -



R = version à droite représentée
R = versione destra come in figura

L = version à gauche
L = versione sinistra a specchio

▲ en stock
a stock

Nuance
Leghe
Δ 4 semaines
4 settimane

N° de commande Codice prodotto	w	r	s	s ₁	t _{max}	HIS	EG55
RS32T.0150.P0	1,5	0,05	1,5	1,7	2	32T01R	▲
RS32T.0200.P0	2	0,05	1,5	1,75	2	32T01R	▲
RS32T.0250.P0	2,5	0,1	2	2,25	2	32T02R	▲
LS32T.0150.P0	1,5	0,05	1,5	1,7	2	32T01L	▲
LS32T.0200.P0	2	0,05	1,5	1,75	2	32T01L	▲
LS32T.0250.P0	2,5	0,1	2	2,25	2	32T02L	▲
							P ●
							M ○
							K ○
							N -
							S -
							H -



S34T



Porte outils et plaquettes

Largeur de gorge 2 - 5 mm

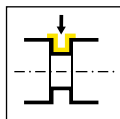
Portainsero e inserti

Larghezza della gola 2 - 5 mm

Géométries et avances
Geometrie e avanzamenti


Page/Pag.
373

Porte outils
Portainsero
H34T




Page/Pag.
374-376

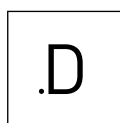
Plaque amovible
Inserto
S34T



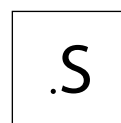
Page/Pag.
377



Page/Pag.
378




Page/Pag.
379



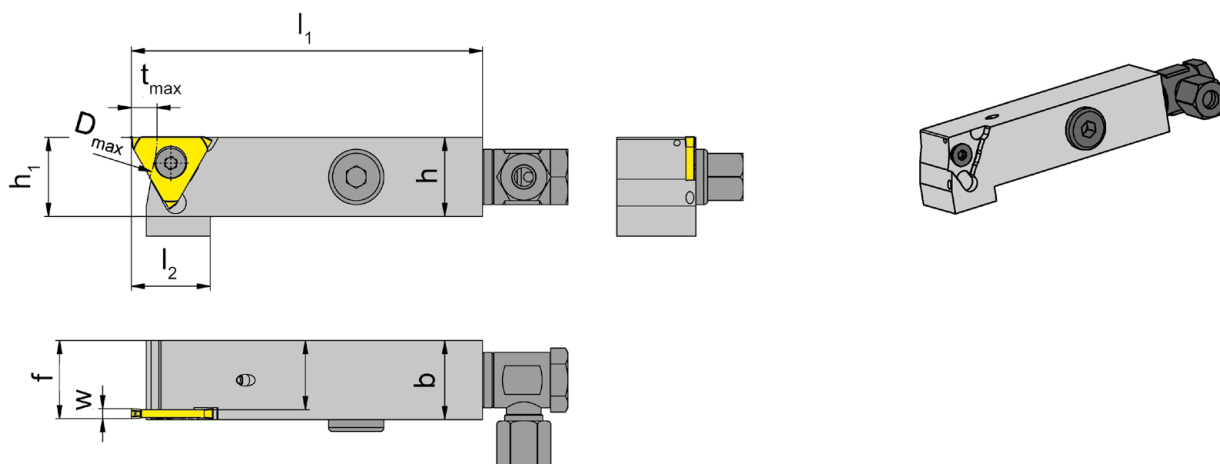
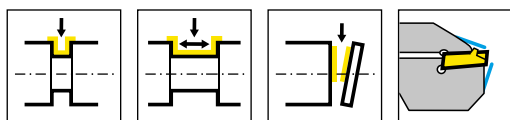
Page/Pag.
380

Plaque
Inserto
S34T



Page/Pag.
381

Géométrie Geometria	Matière Materiale	Avance f [mm/trs] Avanzamento f [mm/giro]	Usinage Lavorazione						
	<table border="0"> <tr> <td></td> <td></td> <td></td> </tr> <tr> <td></td> <td></td> <td></td> </tr> </table>							<p>↓ 0,15-0,25</p> <p>↔ 0,15-0,40</p>	
	<table border="0"> <tr> <td></td> <td></td> <td></td> </tr> <tr> <td></td> <td></td> <td></td> </tr> </table>							<p>↓ 0,10-0,45</p> <p>↔ 0,15-0,60</p>	
	<table border="0"> <tr> <td></td> <td></td> <td></td> </tr> <tr> <td></td> <td></td> <td></td> </tr> </table>							<p>↓ 0,03-0,15</p> <p>↔ 0,05-0,20</p>	
	<table border="0"> <tr> <td></td> <td></td> <td></td> </tr> <tr> <td></td> <td></td> <td></td> </tr> </table>							<p>↓ 0,02-0,08</p>	
	<table border="0"> <tr> <td></td> <td></td> <td></td> </tr> <tr> <td></td> <td></td> <td></td> </tr> </table>							<p>↓ 0,02-0,10</p> <p>↔ 0,0015-0,07</p>	



N° de commande Codice prodotto	h	b	l ₁	l ₂	h ₁	f ₁	f	D _{max}	t _{max}	HWS
RH34T.1212.6.00.IK	12	12	74	20	21	11,2	f ₁ +w-a ₁	60	6,5	34T00R
RH34T.1616.6.00.IK	16	16	74	20	21	15,2	f ₁ +w-a ₁	60	6,5	34T00R
RH34T.2020.4.00.IK	20	20	89	20	20	19,1	f ₁ +w-a ₁	60	6,5	34T00R
RH34T.2020.6.00.IK	20	20	89	20	25	19,2	f ₁ +w-a ₁	60	6,5	34T00R
LH34T.1212.6.00.IK	12	12	74	20	21	11,2	f ₁ +w-a ₁	60	6,5	34T00L
LH34T.1616.6.00.IK	16	16	74	20	21	15,2	f ₁ +w-a ₁	60	6,5	34T00L
LH34T.2020.4.00.IK	20	20	89	20	20	19,1	f ₁ +w-a ₁	60	6,5	34T00L
LH34T.2020.6.00.IK	20	20	89	20	25	19,2	f ₁ +w-a ₁	60	6,5	34T00L

Note:

...6.00.IK = Ajustement du liquide de coupe

...4.00.IK = Coolant through slotted hole VDI

Nota:

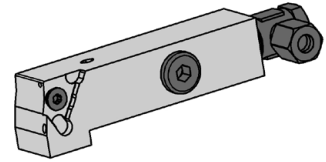
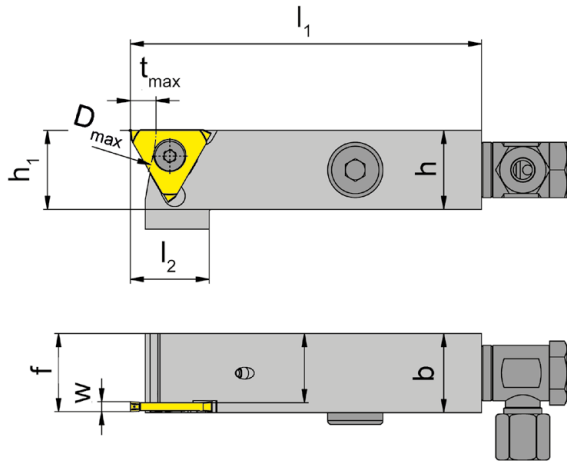
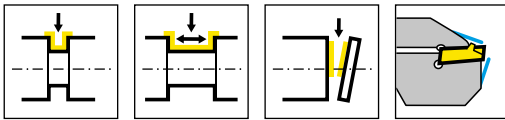
...6.00.IK = Refrigerazione attraverso innesto idraulico

...4.00.IK = Coolant through slotted hole VDI

Pièces Détachées

Ricambi

Porte outils Portainsero	Arrosage Lubrificazione	Vis de serrage Vite di serraggio	Tournevis TORX PLUS® Cacciavite TORX PLUS®	Vis Vite
R/LH34T.1212.6.00.IK	004.00.22	030.4093.T15P	T15PQ	
R/LH34T...	004.00.16	030.4093.T15P	T15PQ	004.00.26
R/LH34T.2020.4.00.IK		030.4093.T15P	T15PQ	



R = version à droite représentée
R = versione destra come in figura

L = version à gauche
L = versione sinistra a specchio

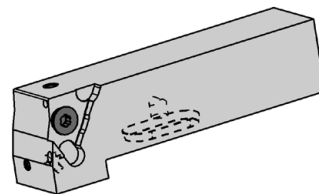
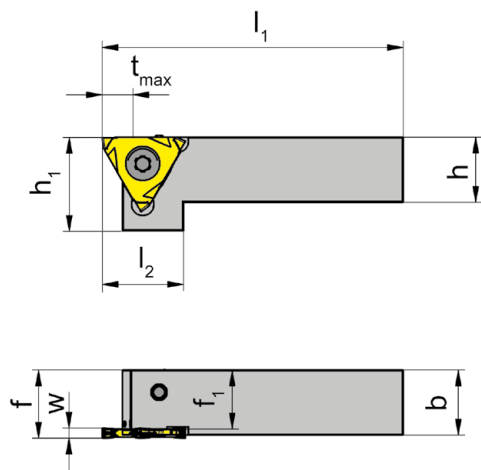
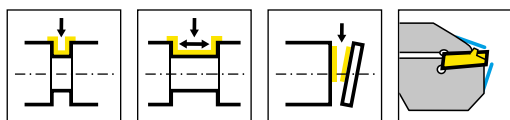
N° de commande Codice prodotto	h	b	l ₁	l ₂	h ₁	f ₁	f	D _{max}	t _{max}	HWS
RH34T.1212.6.10.IK	12	12	74	20	21	10,5	f ₁ +w-a ₁	60	6,5	34T01N
RH34T.1212.6.20.IK	12	12	74	20	21	11,76	f ₁ +w-a ₁	60	6,5	34T02N
RH34T.1212.6.30.IK	12	12	74	19	21	12,26	f ₁ +w-a ₁	60	6,5	34T03N
RH34T.1616.6.10.IK	16	16	74	20	21	14,5	f ₁ +w-a ₁	60	6,5	34T01N
RH34T.1616.6.20.IK	16	16	74	20	21	13,5	f ₁ +w-a ₁	60	6,5	34T02N
RH34T.1616.6.30.IK	16	16	74	19	21	12,5	f ₁ +w-a ₁	60	6,5	34T03N
RH34T.1616.6.40.IK	16	16	74	19	21	11,5	f ₁ +w-a ₁	60	6,5	34T04N
RH34T.2020.6.10.IK	20	20	89	20	25	18,5	f ₁ +w-a ₁	60	6,5	34T01N
RH34T.2020.6.20.IK	20	20	89	20	25	17,5	f ₁ +w-a ₁	60	6,5	34T02N
RH34T.2020.6.30.IK	20	20	89	19	25	16,5	f ₁ +w-a ₁	60	6,5	34T03N
RH34T.2020.6.40.IK	20	20	89	19	25	15,5	f ₁ +w-a ₁	60	6,5	34T04N
LH34T.1212.6.10.IK	12	12	74	20	21	10,5	f ₁ +w-a ₁	60	6,5	34T01N
LH34T.1212.6.20.IK	12	12	74	20	21	11,76	f ₁ +w-a ₁	60	6,5	34T02N
LH34T.1212.6.30.IK	12	12	74	19	21	12,26	f ₁ +w-a ₁	60	6,5	34T03N
LH34T.1616.6.10.IK	16	16	74	20	21	14,5	f ₁ +w-a ₁	60	6,5	34T01N
LH34T.1616.6.20.IK	16	16	74	20	21	13,5	f ₁ +w-a ₁	60	6,5	34T02N
LH34T.1616.6.30.IK	16	16	74	19	21	12,5	f ₁ +w-a ₁	60	6,5	34T03N
LH34T.1616.6.40.IK	16	16	74	19	21	11,5	f ₁ +w-a ₁	60	6,5	34T04N
LH34T.2020.6.10.IK	20	20	89	20	25	18,5	f ₁ +w-a ₁	60	6,5	34T01N
LH34T.2020.6.20.IK	20	20	89	20	25	17,5	f ₁ +w-a ₁	60	6,5	34T02N
LH34T.2020.6.30.IK	20	20	89	19	25	16,5	f ₁ +w-a ₁	60	6,5	34T03N
LH34T.2020.6.40.IK	20	20	89	19	25	15,5	f ₁ +w-a ₁	60	6,5	34T04N

w voir plaquettes amovibles
w vd. inserti

Pièces Détachées

Ricambi

Porte outils Portainsero	Arrosage Lubrificazione	Vis de serrage Vite di serraggio	Tournevis TORX PLUS® Cacciavite TORX PLUS®	Vis Vite
R/LH34T.1212.6.10.IK	004.00.22	030.4093.T15P	T15PQ	
R/LH34T.1212.6.20.IK	004.00.22	030.4010.T15P	T15PQ	
R/LH34T.1212.6.30.IK	004.00.22	030.5012.T15P	T15PQ	
R/LH34T...10/...20.IK	004.00.16	030.4093.T15P	T15PQ	004.00.26
R/LH34T.1616.6.20.IK	004.00.16	030.4010.T15P	T15PQ	004.00.26
R/LH34T...30/...40.IK	004.00.16	030.5012.T15P	T15PQ	004.00.26



R = version à droite représentée
R = versione destra come in figura

L = version à gauche
L = versione sinistra a specchio

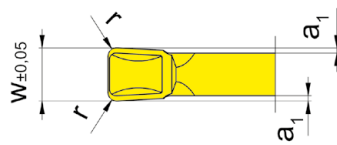
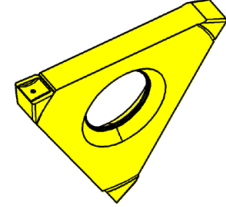
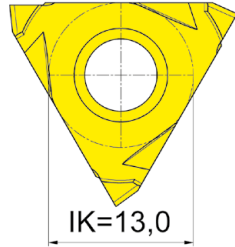
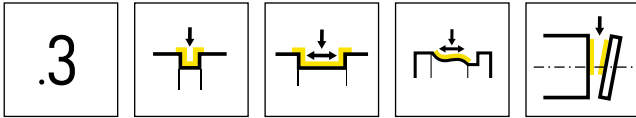
N° de commande Codice prodotto	h	b	l ₁	l ₂	h ₁	f ₁	f	D _{max}	t _{max}	HWS
RH34T.1616.4.10.IK	16	16	74	20	21	14,5	f ₁ +w-a ₁	60	6,5	34T01N
RH34T.1616.4.20.IK	16	16	74	20	21	13,5	f ₁ +w-a ₁	60	6,5	34T02N
RH34T.2020.4.10.IK	20	20	89	20	25	18,5	f ₁ +w-a ₁	60	6,5	34T01N
RH34T.2020.4.20.IK	20	20	89	20	25	17,5	f ₁ +w-a ₁	60	6,5	34T02N
RH34T.2020.4.30.IK	20	20	89	21	25	16,5	f ₁ +w-a ₁	60	6,5	34T03N
RH34T.2020.4.40.IK	20	20	89	21	25	15,5	f ₁ +w-a ₁	60	6,5	34T04N
RH34T.2525.4.10.IK	25	25	99	20	30	23,5	f ₁ +w-a ₁	60	6,5	34T01N
RH34T.2525.4.20.IK	25	25	99	20	30	22,5	f ₁ +w-a ₁	60	6,5	34T02N
RH34T.2525.4.30.IK	25	25	99	21	30	21,5	f ₁ +w-a ₁	60	6,5	34T03N
RH34T.2525.4.40.IK	25	25	99	21	30	20,5	f ₁ +w-a ₁	60	6,5	34T04N
LH34T.1616.4.10.IK	16	16	74	20	21	14,5	f ₁ +w-a ₁	60	6,5	34T01N
LH34T.1616.4.20.IK	16	16	74	20	21	13,5	f ₁ +w-a ₁	60	6,5	34T02N
LH34T.2020.4.00.IK	20	20	89	20	20	19,1	f ₁ +w-a ₁	60	6,5	34T00L
LH34T.2020.4.10.IK	20	20	89	20	25	18,5	f ₁ +w-a ₁	60	6,5	34T01N
LH34T.2020.4.20.IK	20	20	89	20	25	17,5	f ₁ +w-a ₁	60	6,5	34T02N
LH34T.2020.4.30.IK	20	20	89	21	25	16,5	f ₁ +w-a ₁	60	6,5	34T03N
LH34T.2020.4.40.IK	20	20	89	21	25	15,5	f ₁ +w-a ₁	60	6,5	34T04N
LH34T.2525.4.10.IK	25	25	99	20	30	23,5	f ₁ +w-a ₁	60	6,5	34T01N
LH34T.2525.4.20.IK	25	25	99	20	30	22,5	f ₁ +w-a ₁	60	6,5	34T02N
LH34T.2525.4.30.IK	25	25	99	21	30	21,5	f ₁ +w-a ₁	60	6,5	34T03N
LH34T.2525.4.40.IK	25	25	99	21	30	20,5	f ₁ +w-a ₁	60	6,5	34T04N

w voir plaquettes amovibles
w vd. inserti

Pièces Détachées

Ricambi

Porte outils Portainsero	Vis de serrage Vite di serraggio	Tournevis TORX PLUS® Cacciavite TORX PLUS®
R/LH34T...	030.4093.T15P	T15PQ
R/LH34T...20.IK	030.4010.T15P	T15PQ
R/LH34T...30.IK	030.4093.T15P	T15PQ
R/LH34T...40.IK	030.5012.T15P	T15PQ
R/LH34T.2525.4.40.IK	030.5012.T15P	T20PQ

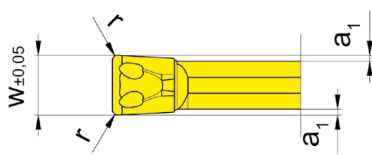
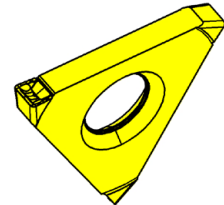
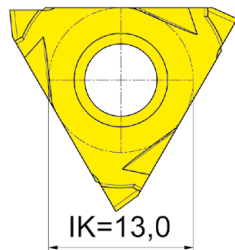
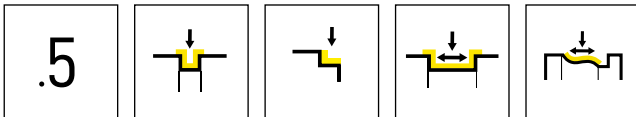


Nuance
Leghe

▲ en stock
▲ a stock

Δ 4 semaines
Δ 4 settimane

N° de commande Codice prodotto	w	r	a ₁	HIS	Nuance	
					AS45	EG55
S34T.0200.32	2	0,2	0,25	34T01N	▲	▲
S34T.0200.34	2	0,4	0,25	34T01N	▲	▲
S34T.0250.32	2,5	0,2	0,25	34T02N	Δ	▲
S34T.0250.34	2,5	0,4	0,25	34T02N	Δ	▲
S34T.0300.32	3	0,2	0,25	34T02N	Δ	▲
S34T.0300.34	3	0,4	0,25	34T02N	Δ	▲
S34T.0400.32	4	0,2	0,25	34T03N	▲	▲
S34T.0500.34	5	0,4	0,25	34T04N	▲	▲
					P	● ●
					M	● ●
					K	● ●
					N	○ -
					S	● -
					H	- -

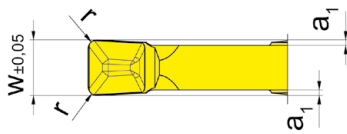
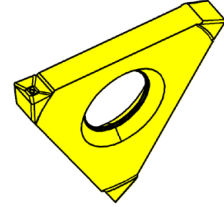
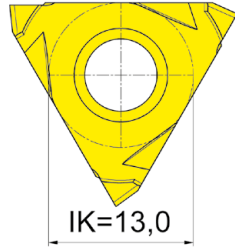
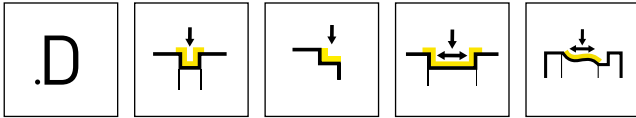


Nuance
Leghe

▲ en stock
▲ a stock

Δ 4 semaines
Δ 4 settimane

N° de commande Codice prodotto	w	r	a ₁	HIS	Nuance	
					AS45	EG55
S34T.0250.52	2,5	0,2	0,25	34T02N	▲	
S34T.0250.54	2,5	0,4	0,25	34T02N	▲	▲
S34T.0300.52	3	0,2	0,25	34T02N	Δ	▲
S34T.0300.54	3	0,4	0,25	34T02N	Δ	▲
S34T.0400.52	4	0,2	0,25	34T03N	▲	
S34T.0400.54	4	0,4	0,25	34T03N	▲	▲
S34T.0500.54	5	0,4	0,25	34T04N		
					P	● ●
					M	● ●
					K	● ●
					N	○ -
					S	● -
					H	- -

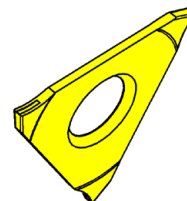
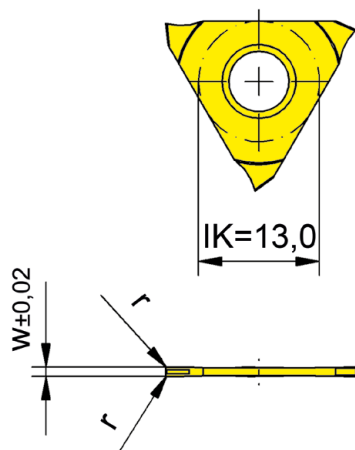
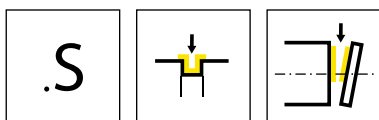


Nuance
Leghe

▲ en stock
a stock

△ 4 semaines
4 settimane

N° de commande Codice prodotto	w	r	a ₁	HIS	Nuance	
					AS45	EG55
S34T.0200.D2	2	0,2	0,25	34T01N	▲	▲
S34T.0200.D4	2	0,4	0,25	34T01N	△	△
S34T.0250.D2	2,5	0,2	0,25	34T02N	△	
S34T.0250.D4	2,5	0,4	0,25	34T02N	▲	▲
S34T.0300.D2	3	0,2	0,25	34T02N	△	▲
S34T.0300.D4	3	0,4	0,25	34T02N	△	
					P	● ●
					M	● ○
					K	● ○
					N	○ -
					S	● -
					H	- -




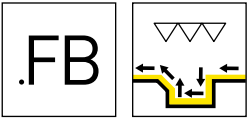
R = version à droite représentée
R = versione destra come in figura

L = version à gauche
L = versione sinistra a specchio

▲ en stock
a stock

Nuance
Leghe
Δ 4 semaines
4 settimane

N° de commande Codice prodotto	w	r	HIS	IG35
RS34T.0100.3S	1,03	0,15	34T00R	▲
LS34T.0100.3S	1,03	0,15	34T00L	▲
				P -
				M ●
				K -
				N -
				S ●
				H -



R = version à droite représentée
R = versione destra come in figura

L = version à gauche
L = versione sinistra a specchio

▲ en stock
a stock

Nuance
Leghe
Δ 4 semaines
4 settimane

N° de commande Codice prodotto	w	r	HIS	EG35
RS34T.FB10.01	1	0,1	34T00R	▲
RS34T.FB15.01	1,5	0,1	34T00R	▲
LS34T.FB10.01	1	0,1	34T00L	▲
LS34T.FB15.01	1,5	0,1	34T00L	▲

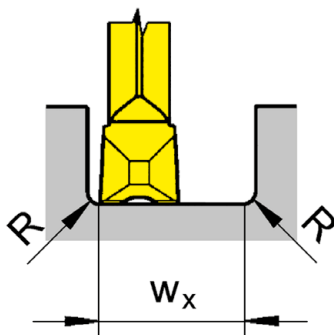
Calcul de la plus petite largeur de gorge possible w_x
Calcolo della larghezza di gola w_x più basso possibile

Exemple RS34T.FB10.01
Esempio

$w_x = 2 \times \text{Largeur de gorge} / \text{Larghezza della gola} - 2 \times \text{Rayon d'angles plaque} / \text{Spigolo raggiato inserto} - r$

$w_x = 2 \times 1 \text{ mm} - 2 \times 0,1 \text{ mm}$


$w_x = 1,8 \text{ mm}$



Déroulement du processus
Percorso di lavoro



P	●
M	●
K	○
N	-
S	-
H	-



312



Porte outils et plaquettes

Largeur de gorge 0,5 - 6,3 mm

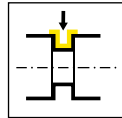
Portainserito e inserti

Larghezza della gola 0,5 - 6,3 mm

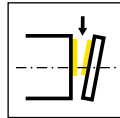
Géométries et avances
Geometrie e avanzamenti

Page/Pag.
385-386

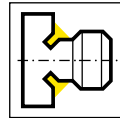
Porte outils
Portainsero
360/361/368/369
390/391/309/340



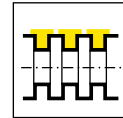
Page/Pag.
387-392, 395-
396, 400-401



Page/Pag.
393-394

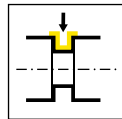


Page/Pag.
402



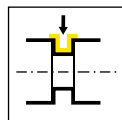
Page/Pag.
403-404

Cartouche Graf
Cartuccia Graf
64/65/99



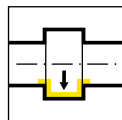
Page/Pag.
397-398

Supports réglables
Portainsero registrabile
N67/N68



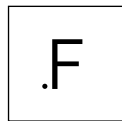
Page/Pag.
399

Base de support
Attacco Base
330




Page/Pag.
405


Plaquette amovible
Inserto
S312/312



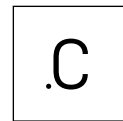
Page/Pag.
406



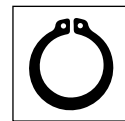
Page/Pag.
407



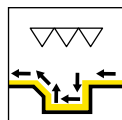
Page/Pag.
408




Page/Pag.
409, 426



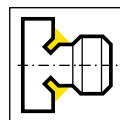
Page/Pag.
410-414



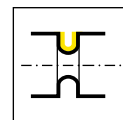
Page/Pag.
415



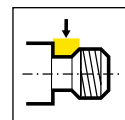
Page/Pag.
416



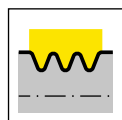
Page/Pag.
417-418



Page/Pag.
419



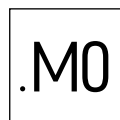
Page/Pag.
420-421



Page/Pag.
422



Page/Pag.
423-424



Page/Pag.
425

Géométries et avances

Geometrie e avanzamenti



0

Géométrie Geometria	Matière Materiale	Avance f [mm/trs] Avanzamento f [mm/giro]	Usinage Lavorazione						
	<table border="1"> <tr> <td>P</td> <td>M</td> <td>K</td> </tr> <tr> <td>N</td> <td>S</td> <td>H</td> </tr> </table>	P	M	K	N	S	H	<p>↓ 0,03-0,15</p>	
P	M	K							
N	S	H							
	<table border="1"> <tr> <td>P</td> <td>M</td> <td>K</td> </tr> <tr> <td>N</td> <td>S</td> <td>H</td> </tr> </table>	P	M	K	N	S	H	<p>↓ 0,10-0,45</p> <p>↔ 0,15-0,60</p>	
P	M	K							
N	S	H							
	<table border="1"> <tr> <td>P</td> <td>M</td> <td>K</td> </tr> <tr> <td>N</td> <td>S</td> <td>H</td> </tr> </table>	P	M	K	N	S	H	<p>↓ 0,03-0,15</p> <p>↔ 0,05-0,20</p>	
P	M	K							
N	S	H							
	<table border="1"> <tr> <td>P</td> <td>M</td> <td>K</td> </tr> <tr> <td>N</td> <td>S</td> <td>H</td> </tr> </table>	P	M	K	N	S	H	<p>↓ 0,02-0,10</p>	
P	M	K							
N	S	H							
	<table border="1"> <tr> <td>P</td> <td>M</td> <td>K</td> </tr> <tr> <td>N</td> <td>S</td> <td>H</td> </tr> </table>	P	M	K	N	S	H	<p>↓ 0,02-0,08</p> <p>↔ 0,02-0,04</p>	
P	M	K							
N	S	H							

Géométries et avances

Geometrie e avanzamenti



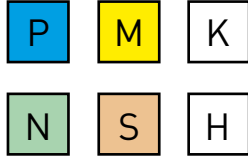
0

Géométrie
Geometria

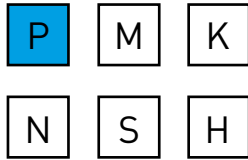
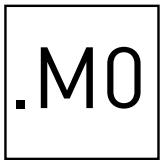
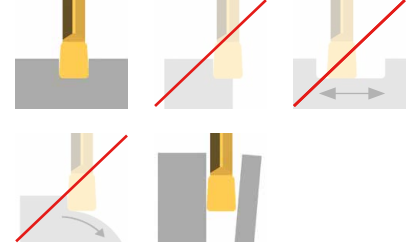
Matière
Materiale

Avance f [mm/trs]
Avanzamento f [mm/giro]

Usinage
Lavorazione



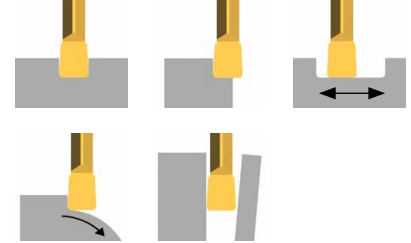
0,02-0,12

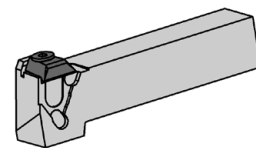
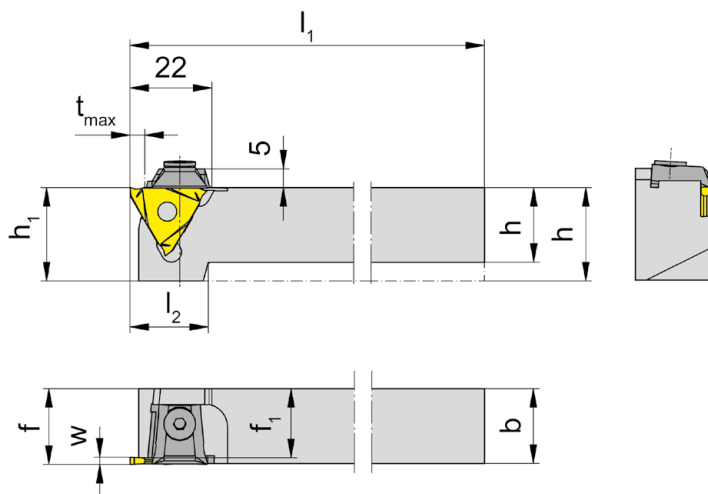
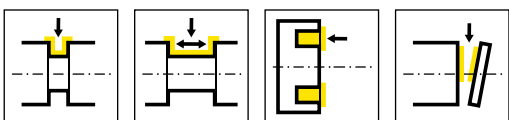


0,02-0,10



0,02-0,15





R = version à droite représentée
R = versione destra come in figura

L = version à gauche
L = versione sinistra a specchio

N° de commande Codice prodotto	h	b	l ₁	l ₂	h ₁	f ₁	f	t _{max}	HWS
R360.1212.01	12	12	100	24	25	10,5	f ₁ +w-a ₁	4	31201N • 31201R • 31201L • 31208N • 31211N
R360.1212.02	12	12	100	24	25	9,5	f ₁ +w-a ₁	6	31202N • 31202R • 31202L
R360.1616.01	16	16	125	22	25	14,5	f ₁ +w-a ₁	4	31201N • 31201R • 31201L • 31208N • 31211N
R360.1616.02	16	16	125	22	25	13,5	f ₁ +w-a ₁	6	31202N • 31202R • 31202L
R360.2020.01	20	20	125	21	25	18,5	f ₁ +w-a ₁	4	31201N • 31201R • 31201L • 31208N • 31211N
R360.2020.02	20	20	125	21	25	17,5	f ₁ +w-a ₁	6	31202N • 31202R • 31202L
R360.2525.01	25	25	150	-	25	23,5	f ₁ +w-a ₁	4	31201N • 31201R • 31201L • 31208N • 31211N
R360.2525.02	25	25	150	-	25	22,5	f ₁ +w-a ₁	6	31202N • 31202R • 31202L
R360.3232.01	32	32	170	-	32	30,5	f ₁ +w-a ₁	4	31201N • 31201R • 31201L • 31208N • 31211N
R360.3232.02	32	32	170	-	32	29,5	f ₁ +w-a ₁	6	31202N • 31202R • 31202L
L360.1212.01	12	12	100	24	25	10,5	f ₁ +w-a ₁	4	31201N • 31201R • 31201L • 31208N • 31211N
L360.1212.02	12	12	100	24	25	9,5	f ₁ +w-a ₁	6	31202N • 31202R • 31202L
L360.1616.01	16	16	125	22	25	14,5	f ₁ +w-a ₁	4	31201N • 31201R • 31201L • 31208N • 31211N
L360.1616.02	16	16	125	22	25	13,5	f ₁ +w-a ₁	6	31202N • 31202R • 31202L
L360.2020.01	20	20	125	21	25	18,5	f ₁ +w-a ₁	4	31201N • 31201R • 31201L • 31208N • 31211N
L360.2020.02	20	20	125	21	25	17,5	f ₁ +w-a ₁	6	31202N • 31202R • 31202L
L360.2525.01	25	25	150	-	25	23,5	f ₁ +w-a ₁	4	31201N • 31201R • 31201L • 31208N • 31211N
L360.2525.02	25	25	150	-	25	22,5	f ₁ +w-a ₁	6	31202N • 31202R • 31202L
L360.3232.01	32	32	170	-	32	30,5	f ₁ +w-a ₁	4	31201N • 31201R • 31201L • 31208N • 31211N
L360.3232.02	32	32	170	-	32	29,5	f ₁ +w-a ₁	6	31202N • 31202R • 31202L

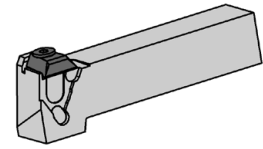
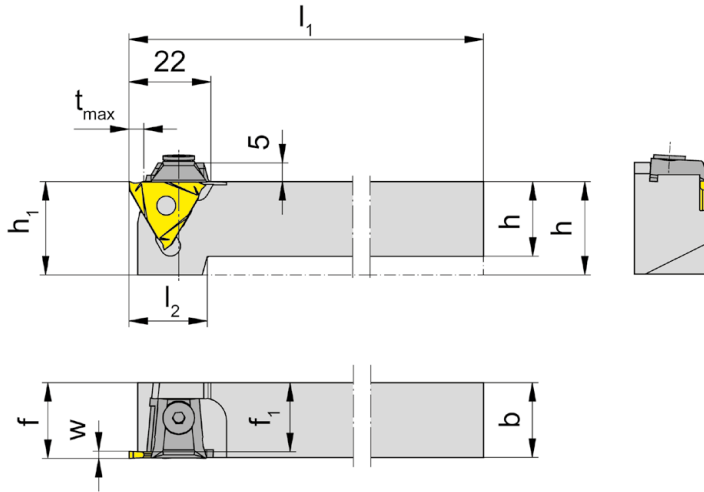
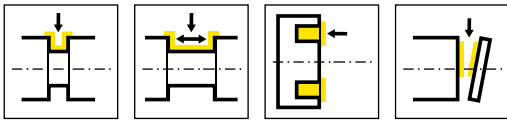
w, a1 voir plaquettes amovibles
w, a1 vd. inserti

tmax ne peut être atteint seulement avec un diamètre de pièce Ø ≤ 40 mm
tmax può essere raggiunta solo lavorando pezzi Ø ≤ 40 mm

Pièces Détachées

Ricambi

Porte outils Portainsero	Bride Staffa
R/L360.1...	11.3
R/L360...	16.4



R = version à droite représentée
R = versione destra come in figura

L = version à gauche
L = versione sinistra a specchio

N° de commande Codice prodotto	h	b	l ₁	l ₂	h ₁	f ₁	f	t _{max}	HWS
R360.1212.03	12	12	100	24	25	8,5	f ₁ +w-a ₁	6	31203N • 31203R • 31203L
R360.1616.04	16	16	125	22	25	10,8	f ₁ +w-a ₁	6	31204N • 31204R • 31204L
R360.1616.03	16	16	125	22	25	12,5	f ₁ +w-a ₁	6	31203N • 31203R • 31203L
R360.2020.04	20	20	125	21	25	14,8	f ₁ +w-a ₁	6	31204N • 31204R • 31204L
R360.2020.03	20	20	125	21	25	16,5	f ₁ +w-a ₁	6	31203N • 31203R • 31203L
R360.2525.04	25	25	150	-	25	19,8	f ₁ +w-a ₁	6	31204N • 31204R • 31204L
R360.2525.03	25	25	150	-	25	21,5	f ₁ +w-a ₁	6	31203N • 31203R • 31203L
R360.3232.04	32	32	170	-	32	26,8	f ₁ +w-a ₁	6	31204N • 31204R • 31204L
R360.3232.03	32	32	170	-	32	28,5	f ₁ +w-a ₁	6	31203N • 31203R • 31203L
L360.1212.03	12	12	100	24	25	8,5	f ₁ +w-a ₁	6	31203N • 31203R • 31203L
L360.1616.04	16	16	125	22	25	10,8	f ₁ +w-a ₁	6	31204N • 31204R • 31204L
L360.1616.03	16	16	125	22	25	12,5	f ₁ +w-a ₁	6	31203N • 31203R • 31203L
L360.2020.04	20	20	125	21	25	14,8	f ₁ +w-a ₁	6	31204N • 31204R • 31204L
L360.2020.03	20	20	125	21	25	16,5	f ₁ +w-a ₁	6	31203N • 31203R • 31203L
L360.2525.04	25	25	150	-	25	19,8	f ₁ +w-a ₁	6	31204N • 31204R • 31204L
L360.2525.03	25	25	150	-	25	21,5	f ₁ +w-a ₁	6	31203N • 31203R • 31203L
L360.3232.04	32	32	170	-	32	26,8	f ₁ +w-a ₁	6	31204N • 31204R • 31204L
L360.3232.03	32	32	170	-	32	28,5	f ₁ +w-a ₁	6	31203N • 31203R • 31203L

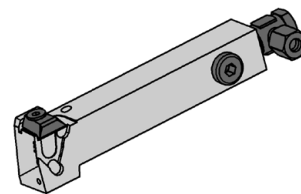
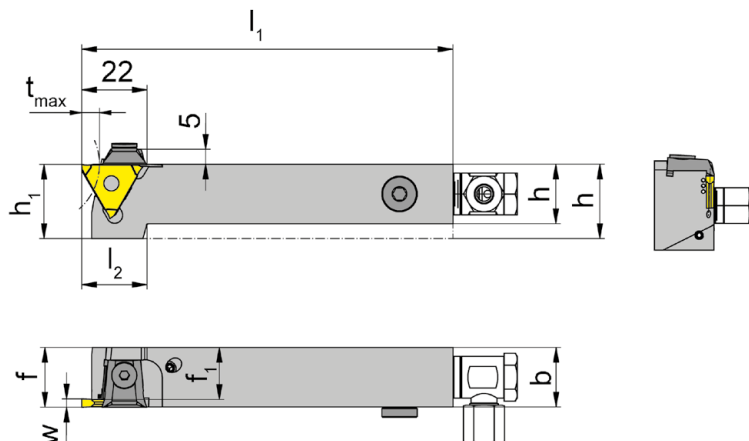
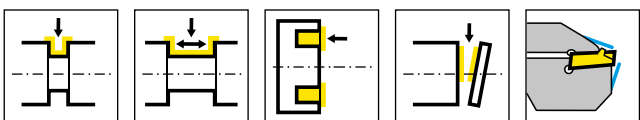
w, a1 voir plaquettes amovibles
w, a1 vd. inserti

tmax ne peut être atteint seulement avec un diamètre de pièce Ø ≤ 40 mm
tmax può essere raggiunta solo lavorando pezzi Ø ≤ 40 mm

Pièces Détachées

Ricambi

Porte outils Portainsero	Bride Staffa
R/L360.1212.03/...1616.03	11.3
R/L360.1616.04	13.4
R/L360...	16.4



R = version à droite représentée
R = versione destra come in figura

L = version à gauche
L = versione sinistra a specchio

N° de commande Codice prodotto	h	b	l ₁	l ₂	h ₁	f ₁	f	t _{max}	HWS
R360.1212.01.IK	12	12	100	24	25	10,5	f ₁ +w-a ₁	4	31201N • 31201R • 31201L • 31208N • 31211N
R360.1616.01.IK	16	16	125	22	25	14,5	f ₁ +w-a ₁	4	31201N • 31201R • 31201L • 31208N • 31211N
R360.2020.01.IK	20	20	125	21	25	18,5	f ₁ +w-a ₁	4	31201N • 31201R • 31201L • 31208N • 31211N
R360.2525.01.IK	25	25	150	-	25	23,5	f ₁ +w-a ₁	4	31201N • 31201R • 31201L • 31208N • 31211N
R360.1212.02.IK	12	12	100	24	25	9,5	f ₁ +w-a ₁	6	31202N • 31202R • 31202L
R360.1616.02.IK	16	16	125	22	25	13,5	f ₁ +w-a ₁	6	31202N • 31202R • 31202L
R360.2020.02.IK	20	20	125	21	25	17,5	f ₁ +w-a ₁	6	31202N • 31202R • 31202L
R360.2525.02.IK	25	25	150	-	25	22,5	f ₁ +w-a ₁	6	31202N • 31202R • 31202L
L360.1212.01.IK	12	12	100	24	25	10,5	f ₁ +w-a ₁	4	31201N • 31201R • 31201L • 31208N • 31211N
L360.1616.01.IK	16	16	125	22	25	14,5	f ₁ +w-a ₁	4	31201N • 31201R • 31201L • 31208N • 31211N
L360.2020.01.IK	20	20	125	21	25	18,5	f ₁ +w-a ₁	4	31201N • 31201R • 31201L • 31208N • 31211N
L360.2525.01.IK	25	25	150	-	25	23,5	f ₁ +w-a ₁	4	31201N • 31201R • 31201L • 31208N • 31211N
L360.1212.02.IK	12	12	100	24	25	9,5	f ₁ +w-a ₁	6	31202N • 31202R • 31202L
L360.1616.02.IK	16	16	125	22	25	13,5	f ₁ +w-a ₁	6	31202N • 31202R • 31202L
L360.2020.02.IK	20	20	125	21	25	17,5	f ₁ +w-a ₁	6	31202N • 31202R • 31202L
L360.2525.02.IK	25	25	150	-	25	22,5	f ₁ +w-a ₁	6	31202N • 31202R • 31202L

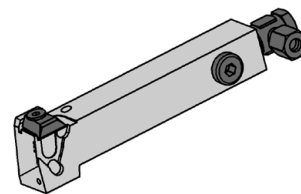
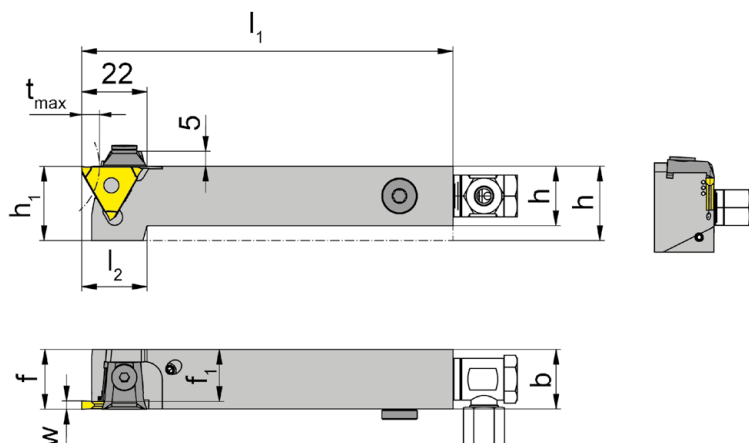
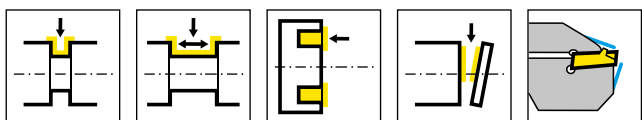
w, a1 voir plaquettes amovibles
w, a1 vd. inserti

tmax ne peut être atteint seulement avec un diamètre de pièce Ø ≤ 40 mm
tmax può essere raggiunta solo lavorando pezzi Ø ≤ 40 mm

Pièces Détachées

Ricambi

Porte outils Portainsero	Arrosage Lubrificazione	Bride Staffa	Vis Vite
R/L360.1212....	004.00.22	11.3	
R/L360.1616.01.IK	004.00.16	11.3	004.00.26
R/L360....	004.00.16	16.4	18.908
R/L360.1616.02.IK	004.00.16	11.3	18.908



R = version à droite représentée
R = versione destra come in figura

L = version à gauche
L = versione sinistra a specchio

N° de commande Codice prodotto	h	b	l ₁	l ₂	h ₁	f ₁	f	t _{max}	HWS
R360.1212.03.IK	12	12	100	24	25	8,5	f ₁ +w-a ₁	6	31203N • 31203R • 31203L
R360.1616.03.IK	16	16	125	22	25	12,5	f ₁ +w-a ₁	6	31203N • 31203R • 31203L
R360.2020.03.IK	20	20	125	21	25	16,5	f ₁ +w-a ₁	6	31203N • 31203R • 31203L
R360.1616.04.IK	16	16	125	21	25	10,8	f ₁ +w-a ₁	6	31204N • 31204R • 31204L
R360.2020.04.IK	20	20	125	22	25	14,8	f ₁ +w-a ₁	6	31204N • 31204R • 31204L
R360.2525.04.IK	25	25	150	-	25	19,8	f ₁ +w-a ₁	6	31204N • 31204R • 31204L
L360.1212.03.IK	12	12	100	24	25	8,5	f ₁ +w-a ₁	6	31203N • 31203R • 31203L
L360.1616.03.IK	16	16	125	22	25	12,5	f ₁ +w-a ₁	6	31203N • 31203R • 31203L
L360.2020.03.IK	20	20	125	21	25	16,5	f ₁ +w-a ₁	6	31203N • 31203R • 31203L
L360.2525.03.IK	25	25	150	-	25	21,5	f ₁ +w-a ₁	6	31203N • 31203R • 31203L
L360.1616.04.IK	16	16	125	21	25	10,8	f ₁ +w-a ₁	6	31204N • 31204R • 31204L
L360.2020.04.IK	20	20	125	22	25	14,8	f ₁ +w-a ₁	6	31204N • 31204R • 31204L
L360.2525.04.IK	25	25	150	-	25	19,8	f ₁ +w-a ₁	6	31204N • 31204R • 31204L

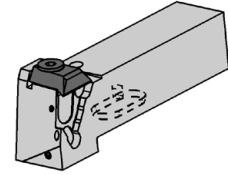
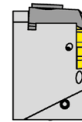
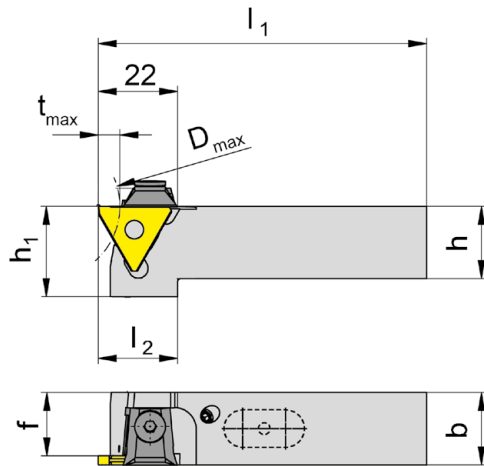
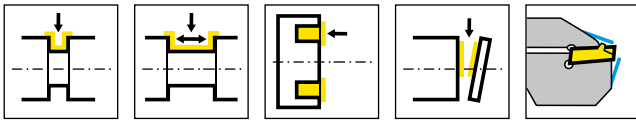
w, a1 voir plaquettes amovibles
w, a1 vd. inserti

tmax ne peut être atteint seulement avec un diamètre de pièce Ø ≤ 40 mm
tmax può essere raggiunta solo lavorando pezzi Ø ≤ 40 mm

Pièces Détachées

Ricambi

Porte outils Portainsero	Arrosage Lubrificazione	Bride Staffa	Vis Vite
R/L360.1212.03.IK	004.00.22	11.3	
R/L360.1616.03.IK	004.00.16	11.3	004.00.26
R/L360.2020.03.IK	004.00.16	16.4	18.908
L360.2525.03.IK	004.00.16	16.4	18.908
R/L360.1616.04.IK	004.00.16	13.4	004.00.26
R/L360.2020.04.IK	004.00.16	16.4	
R/L360.2525.04.IK	004.00.16	16.4	004.00.26

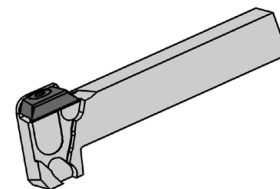
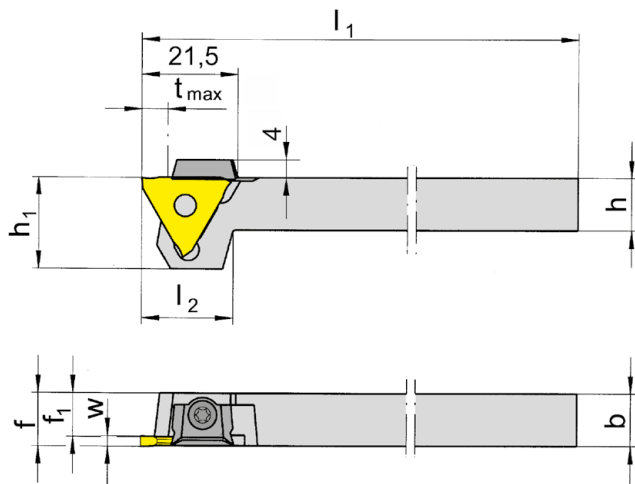
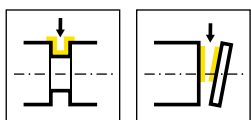


N° de commande Codice prodotto	h	b	l ₁	l ₂	h ₁	f	D _{max}	t _{max}	HWS
R360.2020.5.01.IK	20	20	91	22	25	18,5	40	4	31201N • 31201R • 31201L • 31208N • 31211N
R360.2020.5.02.IK	20	20	91	22	25	17,5	40	6	31202N • 31202R • 31202L
R360.2020.5.03.IK	20	20	91	22	25	16,5	40	6	31203N • 31203R • 31203L
R360.2020.5.04.IK	20	20	91	22	25	14,8	40	6	31204N • 31204R • 31204L
L360.2020.5.01.IK	20	20	91	22	25	18,5	40	4	31201N • 31201R • 31201L • 31208N • 31211N
L360.2020.5.02.IK	20	20	91	22	25	17,5	40	6	31202N • 31202R • 31202L
L360.2020.5.03.IK	20	20	91	22	25	16,5	40	6	31203N • 31203R • 31203L
L360.2020.5.04.IK	20	20	91	22	25	14,8	40	6	31204N • 31204R • 31204L

Pièces Détachées

Ricambi

Porte outils Portainsero	Bride Staffa
R/L360...	16.4



R = version à droite représentée
R = versione destra come in figura

L = version à gauche
L = versione sinistra a specchio

N° de commande Codice prodotto	h	b	l ₁	l ₂	h ₁	f ₁	f	t _{max}	HWS
R361.1212.01	12	12	100	17	19	10,5	f ₁ +w-a ₁	4	31201N • 31201R • 31201L • 31208N • 31211N
R361.1212.02	12	12	100	17	19	9,5	f ₁ +w-a ₁	6	31202N • 31202R • 31202L
R361.1212.03	12	12	100	21	21	8,5	f ₁ +w-a ₁	6	31203N • 31203R • 31203L
L361.1212.01	12	12	100	17	19	10,5	f ₁ +w-a ₁	4	31201N • 31201R • 31201L • 31208N • 31211N
L361.1212.02	12	12	100	17	19	9,5	f ₁ +w-a ₁	6	31202N • 31202R • 31202L
L361.1212.03	12	12	100	21	21	8,5	f ₁ +w-a ₁	6	31203N • 31203R • 31203L

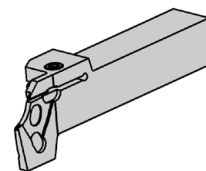
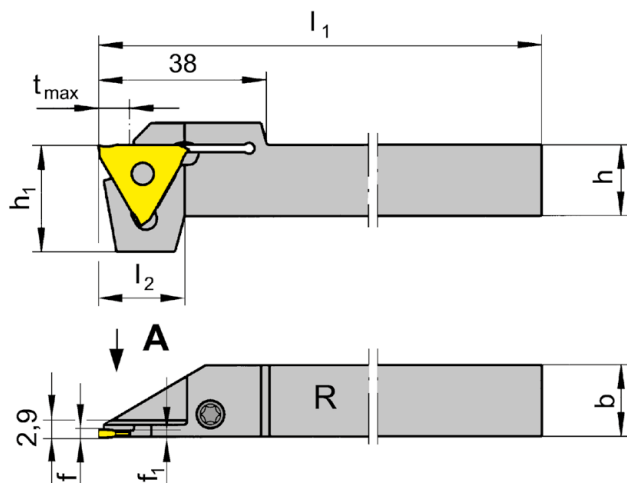
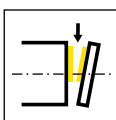
w, a1 voir plaquettes amovibles
w, a1 vd. inserti

tmax ne peut être atteint seulement avec un diamètre de pièce Ø ≤ 40 mm
tmax può essere raggiunta solo lavorando pezzi Ø ≤ 40 mm

Pièces Détachées

Ricambi

Porte outils Portainsero	Bride Staffa	Vis de serrage Vite di serraggio	Tournevis TORX PLUS® Cacciavite TORX PLUS®
R/L361...	12.3	030.0422.T10P	T10PL



R = version à droite représentée
R = versione destra come in figura

L = version à gauche
L = versione sinistra a specchio

N° de commande Codice prodotto	h	b	l ₁	l ₂	h ₁	f ₁	f	t _{max}	HWS
R368.1212.08	12	12	95	19,5	24	1	f ₁ +a ₁	8	31208N
R368.1616.08	16	16	95	19,5	24	1	f ₁ +a ₁	8	31208N
R368.1212.11	12	12	95	19,5	24	1,3	f ₁ +a ₁	8	31211N
R368.1616.11	16	16	95	19,5	24	1,3	f ₁ +a ₁	8	31211N
L368.1212.08	12	12	95	19,5	24	1	f ₁ +a ₁	8	31208N
L368.1616.08	16	16	95	19,5	24	1	f ₁ +a ₁	8	31208N
L368.1212.11	12	12	95	19,5	24	1,3	f ₁ +a ₁	8	31211N
L368.1616.11	16	16	95	19,5	24	1,3	f ₁ +a ₁	8	31211N

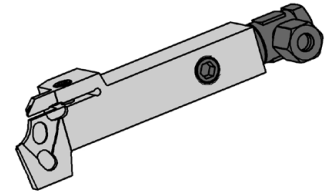
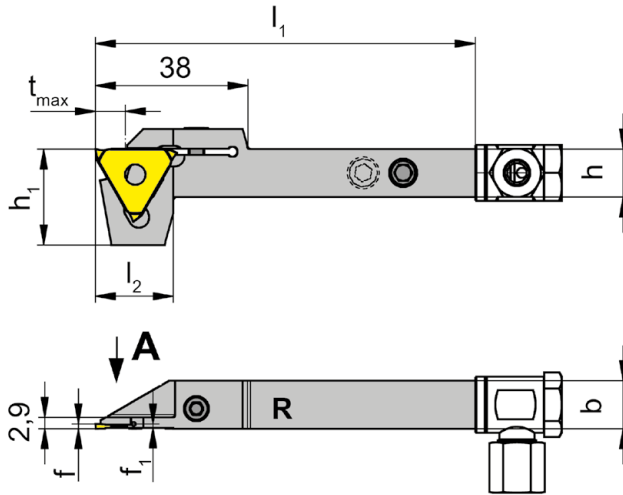
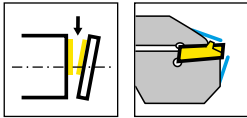
pour machines TRAUB (TNL12/7)
per macchina utensile TRAUB (TNL12/7)

a1 voir plaquettes amovibles
a1 vd. inserti

Pièces Détachées

Ricambi

Porte outils Portainsero	Vis de serrage Vite di serraggio	Tournevis TORX PLUS® Cacciavite TORX PLUS®
R/L368...	4.15T15P	T15PQ



R = version à droite représentée
R = versione destra come in figura

L = version à gauche
L = versione sinistra a specchio

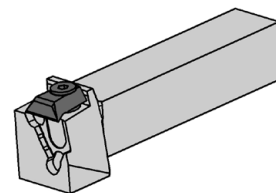
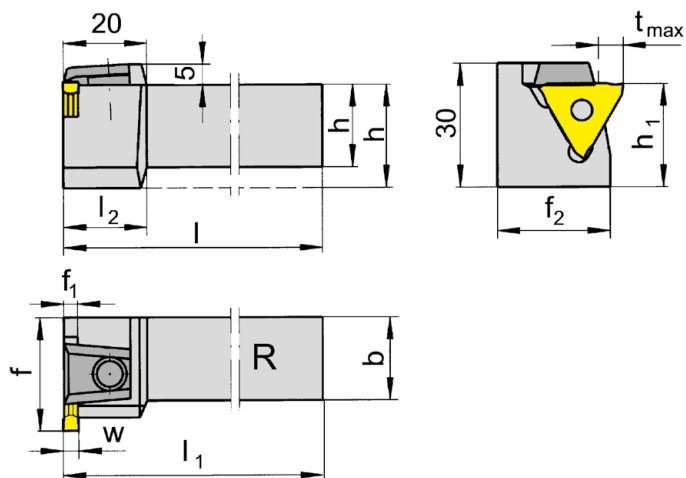
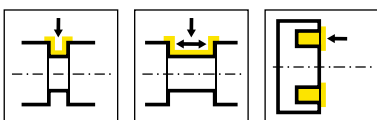
N° de commande Codice prodotto	h	b	l ₁	l ₂	h ₁	f ₁	f	t _{max}	HWS
R368.1212.08.IK	12	12	95	19,5	24	1	f ₁ +a ₁	8	31208N
R368.1616.08.IK	16	16	95	19,5	24	1	f ₁ +a ₁	8	31208N
R368.1212.11.IK	12	12	95	19,5	24	1,3	f ₁ +a ₁	8	31211N
R368.1616.11.IK	16	16	95	19,5	24	1,3	f ₁ +a ₁	8	31211N
L368.1212.08.IK	12	12	95	19,5	24	1	f ₁ +a ₁	8	31208N
L368.1616.08.IK	16	16	95	19,5	24	1	f ₁ +a ₁	8	31208N
L368.1212.11.IK	12	12	95	19,5	24	1,3	f ₁ +a ₁	8	31211N
L368.1616.11.IK	16	16	95	19,5	24	1,3	f ₁ +a ₁	8	31211N

pour machines TRAUB (TNL12/7)
per macchina utensile TRAUB (TNL12/7)

a1 voir plaquettes amovibles
a1 vd. inserti

Pièces Détachées
Ricambi

Porte outils Portainsero	Vis de serrage Vite di serraggio	Arrosage Lubrificazione	Tournevis TORX PLUS® Cacciavite TORX PLUS®
R/L368.1212...	4.15T15P	004.00.22	T15PQ
R/L368.1616...	4.15T15P	004.00.16	T15PQ



R = version à droite représentée
R = versione destra come in figura

L = version à gauche
L = versione sinistra a specchio

N° de commande Codice prodotto	h	b	l	l_1	l_2	h_1	f	t_{max}	f_1	f_2	HWS
R369.2020.01	20	20	125	$l-f_1+w-a_1$	20	25	27	4	1,5	23,5	31201N • 31201R • 31201L • 31208N • 31211N
R369.2020.02	20	20	125	$l-f_1+w-a_1$	20	25	27	6	2,5	23,5	31202N • 31202R • 31202L
R369.2525.01	25	25	150	$l-f_1+w-a_1$	-	25	32	4	1,5	28,5	31201N • 31201R • 31201L • 31208N • 31211N
R369.2525.02	25	25	150	$l-f_1+w-a_1$	-	25	32	6	2,5	28,5	31202N • 31202R • 31202L
R369.2020.03	20	20	125	$l-f_1+w-a_1$	20	25	27	6	3,5	23,5	31203N • 31203R • 31203L
R369.2525.03	25	25	150	$l-f_1+w-a_1$	-	25	32	6	3,5	28,5	31203N • 31203R • 31203L
R369.2020.04	20	20	125	$l-f_1+w-a_1$	20	25	27	6	4,5	23,5	31204N • 31204R • 31204L
R369.2525.04	25	25	150	$l-f_1+w-a_1$	-	25	32	6	4,5	28,5	31204N • 31204R • 31204L
L369.2020.01	20	20	125	$l-f_1+w-a_1$	20	25	27	4	1,5	23,5	31201N • 31201R • 31201L • 31208N • 31211N
L369.2020.02	20	20	125	$l-f_1+w-a_1$	20	25	27	6	2,5	23,5	31202N • 31202R • 31202L
L369.2525.01	25	25	150	$l-f_1+w-a_1$	-	25	32	4	1,5	28,5	31201N • 31201R • 31201L • 31208N • 31211N
L369.2525.02	25	25	150	$l-f_1+w-a_1$	-	25	32	6	2,5	28,5	31202N • 31202R • 31202L
L369.2020.03	20	20	125	$l-f_1+w-a_1$	20	25	27	6	3,5	23,5	31203N • 31203R • 31203L
L369.2525.03	25	25	150	$l-f_1+w-a_1$	-	25	32	6	3,5	28,5	31203N • 31203R • 31203L
L369.2020.04	20	20	125	$l-f_1+w-a_1$	20	25	27	6	4,5	23,5	31204N • 31204R • 31204L
L369.2525.04	25	25	150	$l-f_1+w-a_1$	-	25	32	6	4,5	28,5	31204N • 31204R • 31204L

w, a1 voir plaquettes amovibles
w, a1 vd. inserti

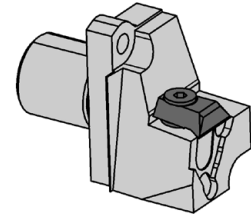
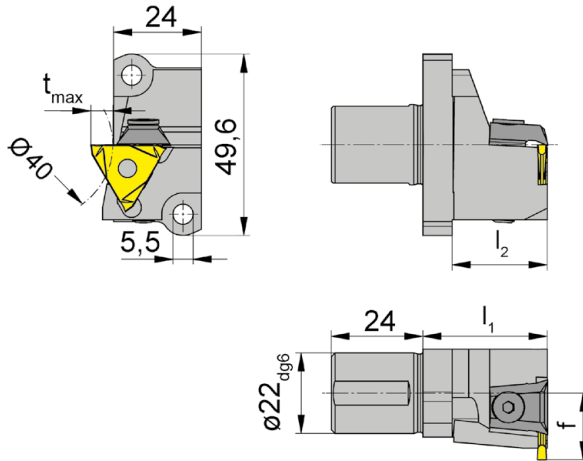
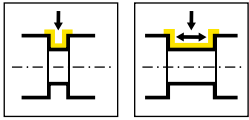
tmax ne peut être atteint seulement avec un diamètre de pièce $\varnothing \leq 40$ mm
tmax può essere raggiunta solo lavorando pezzi $\varnothing \leq 40$ mm

Pièces Détachées

Ricambi

Porte outils Portainsero	Bride Staffa
R/L369...	16.4

0



L = version à gauche représentée
L = versione sinistra come in figura

N° de commande Codice prodotto	l_2	f	t_{max}	l_1	HWS	HMS
L369.A022.18.01	26	18,2	4	34	31201N • 31201R • 31201L • 31208N • 31211N	Star
L369.A022.18.02	26	18,2	6	34	31202N • 31202R • 31202L	Star

Machines types suisse Star:

ECAS-12/20, SB16D/E, SR-20, SR20J/JN, RS-20RII, RS-20RIII, RS-20RIV, RS-32J/JN, SW-12RII

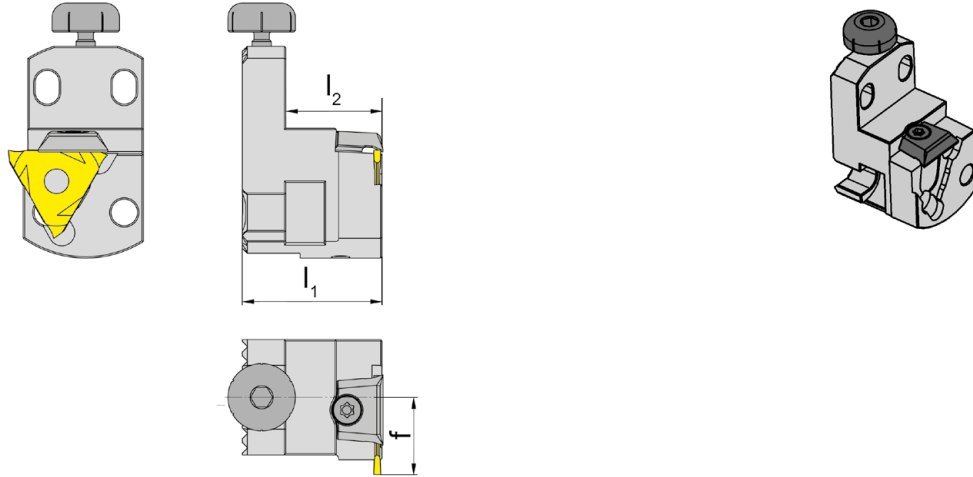
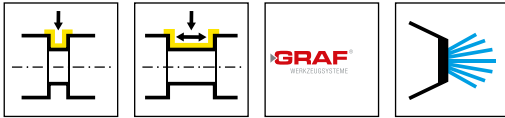
Macchine fantina mobile Star:

ECAS-12/20, SB16D/E, SR-20, SR20J/JN, RS-20RII, RS-20RIII, RS-20RIV, RS-32J/JN, SW-12RII

Pièces Détachées

Ricambi

Porte outils Portainsero	Bride Staffa
L369...	16.4



R = version à droite représentée
R = versione destra come in figura

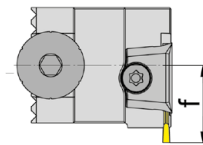
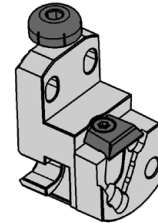
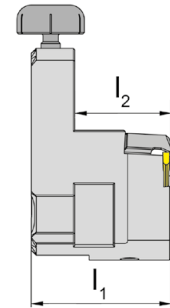
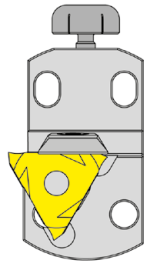
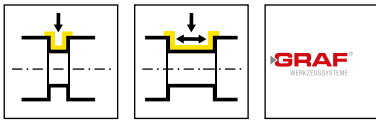
L = version à gauche
L = versione sinistra a specchio

N° de commande Codice prodotto	l ₁	l ₂	f	HWS
R.64	29	20	16	31201N • 31201R • 31201L • 31208N • 31211N
R.65	29	20	16	31202N • 31202R • 31202L
R.64.IK	40	12	16	31201N • 31201R • 31201L • 31208N • 31211N
R.65.IK	40	12	16	31202N • 31202R • 31202L
L.64	29	20	16	31201N • 31201R • 31201L • 31208N • 31211N
L.65	29	20	16	31202N • 31202R • 31202L
L.64.IK	40	12	16	31201N • 31201R • 31201L • 31208N • 31211N
L.65.IK	40	12	16	31202N • 31202R • 31202L

Pièces Détachées
Ricambi

Cartouche Graf Cartuccia Graf	Bride Staffa	Arrosage Lubrificazione
R/L....	12.3	
R/L....IK	4082.L	004.00.19

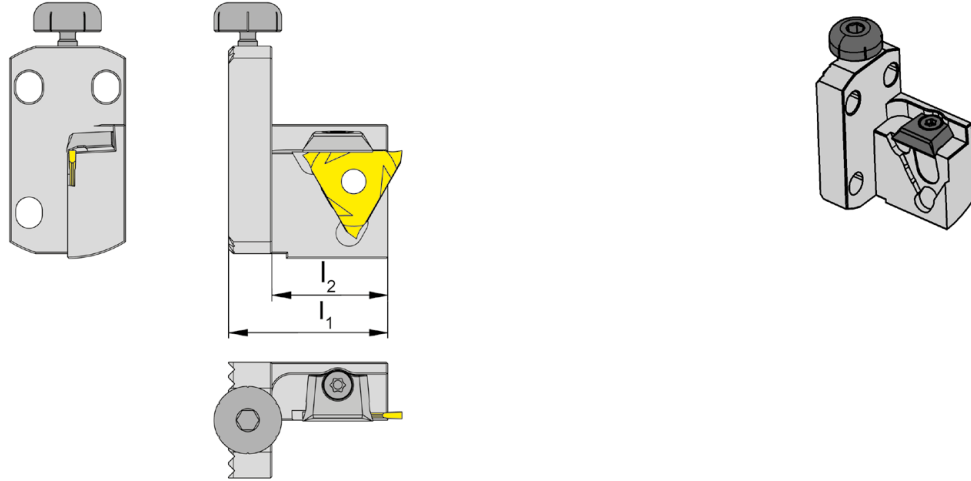
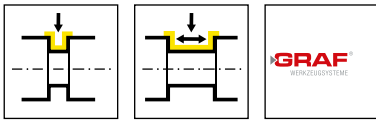
0



R = version à droite représentée
R = versione destra come in figura

L = version à gauche
L = versione sinistra a specchio

N° de commande Codice prodotto	l_1	l_2	f	HWS
R.99	29	20	16	31203N • 31203R • 31203L
L.99	29	20	16	31203N • 31203R • 31203L

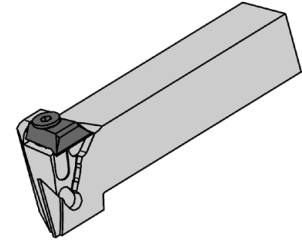
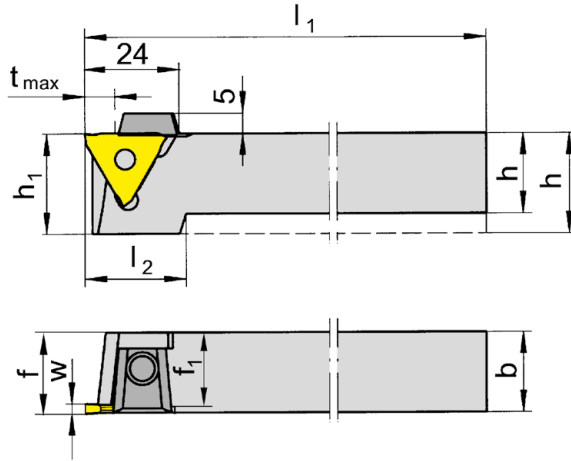
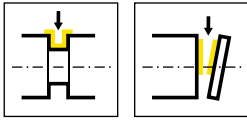


N° de commande Codice prodotto	l_1	l_2	HWS
N.67	33	29	31201N • 31201R • 31201L • 31208N • 31211N
N.68	33	29	31202N • 31202R • 31202L

Pièces Détachées

Ricambi

Supports réglables Portainsero registrabile	Bride Staffa
N.67	12.3



R = version à droite représentée
R = versione destra come in figura

L = version à gauche
L = versione sinistra a specchio

N° de commande Codice prodotto	h	b	l ₁	l ₂	h ₁	f ₁	f	t _{max}	HWS
R390.2020.01	20	20	125	22	25	18,5	f ₁ +w-a ₁	8	31201N • 31201R • 31201L
R390.2525.01	25	25	150	-	25	23,5	f ₁ +w-a ₁	8	31201N • 31201R • 31201L
R390.2020.02	20	20	125	22	25	17,5	f ₁ +w-a ₁	8	31202N • 31202R • 31202L
R390.2525.02	25	25	150	-	25	22,5	f ₁ +w-a ₁	8	31202N • 31202R • 31202L
R390.3232.02	32	32	170	-	32	29,5	f ₁ +w-a ₁	8	31202N • 31202R • 31202L
R390.2020.03	20	20	125	22	25	16,5	f ₁ +w-a ₁	8	31203N • 31203R • 31203L
R390.2525.03	25	25	150	-	25	21,5	f ₁ +w-a ₁	8	31203N • 31203R • 31203L
R390.3232.03	32	32	170	-	32	28,5	f ₁ +w-a ₁	8	31203N • 31203R • 31203L
R390.2020.04	20	20	125	22	25	14,8	f ₁ +w-a ₁	8	31204N • 31204R • 31204L
R390.2525.04	25	25	150	-	25	19,8	f ₁ +w-a ₁	8	31204N • 31204R • 31204L
R390.3232.04	32	32	170	-	32	26,8	f ₁ +w-a ₁	8	31204N • 31204R • 31204L
L390.2020.01	20	20	125	22	25	18,5	f ₁ +w-a ₁	8	31201N • 31201R • 31201L
L390.2525.01	25	25	150	-	25	23,5	f ₁ +w-a ₁	8	31201N • 31201R • 31201L
L390.2020.02	20	20	125	22	25	17,5	f ₁ +w-a ₁	8	31202N • 31202R • 31202L
L390.2525.02	25	25	150	-	25	22,5	f ₁ +w-a ₁	8	31202N • 31202R • 31202L
L390.3232.02	32	32	170	-	32	29,5	f ₁ +w-a ₁	8	31202N • 31202R • 31202L
L390.2020.03	20	20	125	22	25	16,5	f ₁ +w-a ₁	8	31203N • 31203R • 31203L
L390.2525.03	25	25	150	-	25	21,5	f ₁ +w-a ₁	8	31203N • 31203R • 31203L
L390.3232.03	32	32	170	-	32	28,5	f ₁ +w-a ₁	8	31203N • 31203R • 31203L
L390.2020.04	20	20	125	22	25	14,8	f ₁ +w-a ₁	8	31204N • 31204R • 31204L
L390.2525.04	25	25	150	-	25	19,8	f ₁ +w-a ₁	8	31204N • 31204R • 31204L
L390.3232.04	32	32	170	-	32	26,8	f ₁ +w-a ₁	8	31204N • 31204R • 31204L

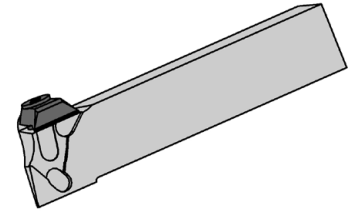
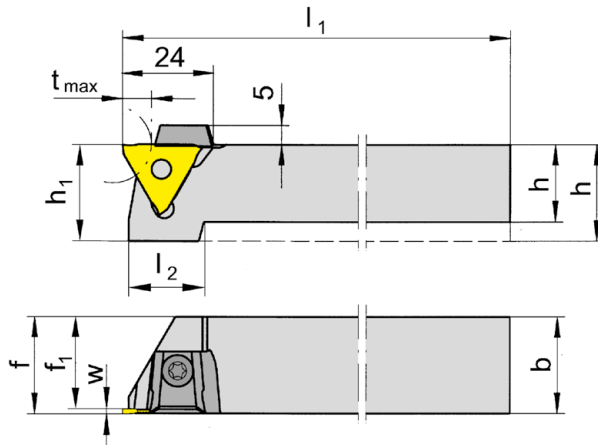
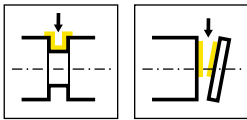
w, a1 voir plaquettes amovibles
w, a1 vd. inserti

tmax ne peut être atteint seulement avec un diamètre de pièce Ø ≤ 125 mm
tmax può essere raggiunta solo lavorando pezzi con diam. Ø ≤ 125 mm

Pièces Détachées

Ricambi

Porte outils Portainsero	Bride Staffa
R/L390...	16.4



R = version à droite représentée
R = versione destra come in figura

L = version à gauche
L = versione sinistra a specchio

N° de commande Codice prodotto	h	b	l ₁	l ₂	h ₁	f ₁	f	t _{max}	HWS
R391.1212.01	12	12	100	21	21	10,5	f ₁ +w-a ₁	8	31201N • 31201R • 31201L • 31208N • 31211N
R391.1616.01	16	16	125	21	21	14,5	f ₁ +w-a ₁	8	31201N • 31201R • 31201L • 31208N • 31211N
R391.2020.01	20	20	125	21	21	18,5	f ₁ +w-a ₁	8	31201N • 31201R • 31201L • 31208N • 31211N
R391.2525.01	25	25	150	-	25	23,8	f ₁ +w-a ₁	8	31201N • 31201R • 31201L • 31208N • 31211N
L391.1212.01	12	12	100	21	21	10,5	f ₁ +w-a ₁	8	31201N • 31201R • 31201L • 31208N • 31211N
L391.1616.01	16	16	125	21	21	14,5	f ₁ +w-a ₁	8	31201N • 31201R • 31201L • 31208N • 31211N
L391.2020.01	20	20	125	21	21	18,5	f ₁ +w-a ₁	8	31201N • 31201R • 31201L • 31208N • 31211N
L391.2525.01	25	25	150	-	25	23,8	f ₁ +w-a ₁	8	31201N • 31201R • 31201L • 31208N • 31211N

w, a1 voir plaquettes amovibles
w, a1 vd. inserti

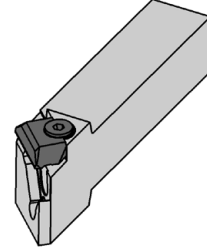
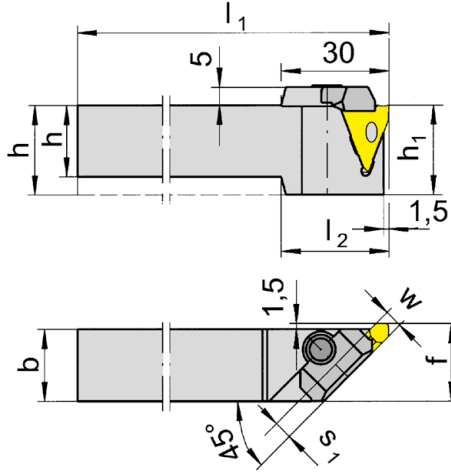
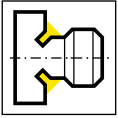
tmax ne peut être atteint seulement avec un diamètre de pièce Ø ≤ 20 mm
tmax può essere raggiunta solo lavorando pezzi Ø ≤ 20 mm

Pièces Détachées

Ricambi

Porte outils Portainsero	Bride Staffa	Tournevis TORX PLUS® Cacciavite TORX PLUS®
R/L391.1212.01	12.3	T10PL
R/L391.1616.01	14.4	T15PQ
R/L391....	16.4	

0



R = version à droite représentée
R = versione destra come in figura

L = version à gauche
L = versione sinistra a specchio

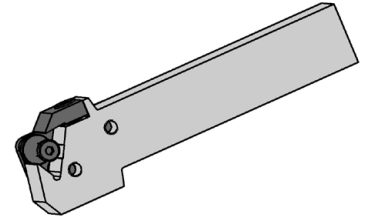
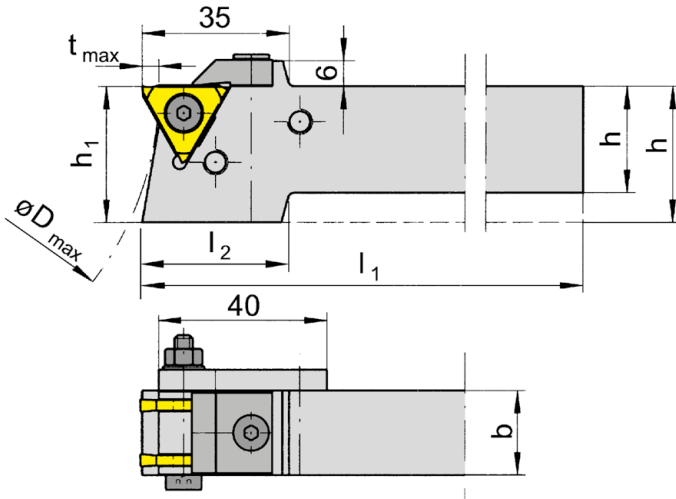
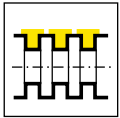
N° de commande Codice prodotto	h	b	l ₁	l ₂	h ₁	f	s ₁	HWS
R309.1616.01	16	16	125	30	25	21,5	1,5	31201N • 31201R • 31201L
R309.2020.02	20	20	125	30	25	21,5	2,5	31202N • 31202R • 31202L
R309.2525.02	25	25	150	-	25	26,5	2,5	31202N • 31202R • 31202L
R309.3232.02	32	32	170	-	32	33,5	2,5	31202N • 31202R • 31202L
R309.2020.03	20	20	125	30	25	21,5	3,5	31203N • 31203R • 31203L
R309.2525.03	25	25	150	-	25	26,5	3,5	31203N • 31203R • 31203L
R309.3232.03	32	32	170	-	32	33,5	3,5	31203N • 31203R • 31203L
R309.2020.04	20	20	125	30	25	21,5	5,2	31204N • 31204R • 31204L
R309.2525.04	25	25	150	-	25	26,5	5,2	31204N • 31204R • 31204L
R309.3232.04	32	32	170	-	32	33,5	5,2	31204N • 31204R • 31204L
L309.1616.01	16	16	125	30	25	21,5	1,5	31201N • 31201R • 31201L
L309.2020.02	20	20	125	30	25	21,5	2,5	31202N • 31202R • 31202L
L309.2525.02	25	25	150	-	25	26,5	2,5	31202N • 31202R • 31202L
L309.2020.03	20	20	125	30	25	21,5	3,5	31203N • 31203R • 31203L
L309.2525.03	25	25	150	-	25	26,5	3,5	31203N • 31203R • 31203L
L309.3232.03	32	32	170	-	32	33,5	3,5	31203N • 31203R • 31203L
L309.2020.04	20	20	125	30	25	21,5	5,2	31204N • 31204R • 31204L
L309.2525.04	25	25	150	-	25	26,5	5,2	31204N • 31204R • 31204L

w voir plaquettes amovibles
w vd. inserti

Pièces Détachées

Ricambi

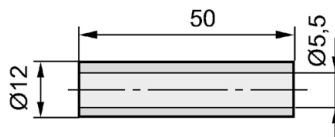
Porte outils Portainsero	Bride Staffa
R/L309...	21.4



N° de commande Codice prodotto	h	b	l ₁	l ₂	h ₁	D _{max}	t _{max}	HWS
340.2020.01	20	20	170	35	32	160	4	31201N
340.2520.01	25	20	170	35	32	160	4	31201N
340.3220.01	32	20	170	-	32	160	4	31201N

Utilisable uniquement avec les plaquettes spéciales type 312
Utilizzabile solo con inserti speciali tipo 312

Tube pour réalisation d'entretoise. Référence 340.0012.50
Distanziale. Codice prodotto 340.0012.50

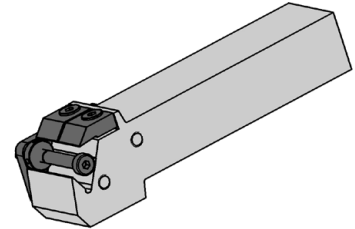
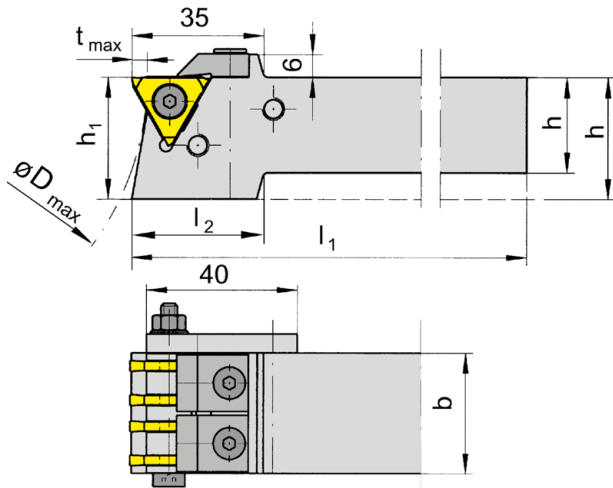
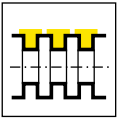


Pièces Détachées

Ricambi

Porte outils Portainsero	Vis de serrage Vite di serraggio	Bride Staffa
340...	5.30.7984	340.0200

0

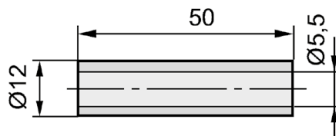


Montage à droite
Montato a destra

N° de commande Codice prodotto	h	b	l ₁	l ₂	h ₁	D _{max}	t _{max}	HWS
340.2532.02	25	32	170	35	32	160	4	31202N

Utilisable uniquement avec les plaquettes spéciales type 312
Utilizzabile solo con inserti speciali tipo 312

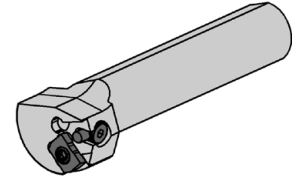
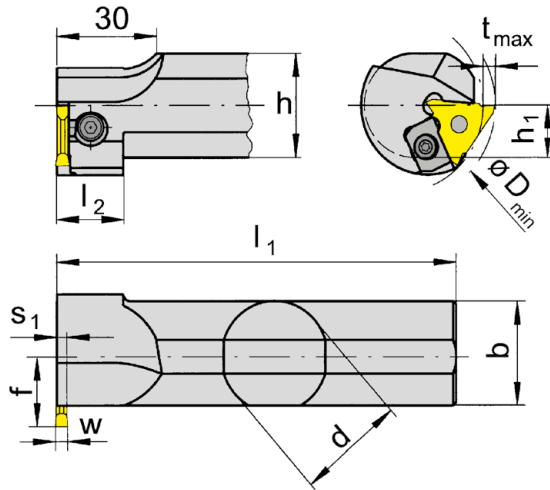
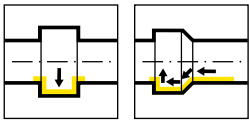
Tube pour réalisation d'entretoise. Référence 340.0012.50
Distanziale. Codice prodotto 340.0012.50



Pièces Détachées

Ricambi

Porte outils Portainsero	Vis de serrage Vite di serraggio	Vis Vite	Bride Staffa
340.2532.02	6.16.7991	5.40.7984	22.16



R = version à droite représentée
R = versione destra come in figura

L = version à gauche
L = versione sinistra a specchio

N° de commande Codice prodotto	d	l ₁	l ₂	h	s ₁	h ₁	f	D _{min}	b	HWS
R330.0025.K2	25	170	20	23	2,5	11,5	20	46	25	31202N • 31202R • 31202L
R330.0032.K2	32	200	20	30	2,5	15	20	46	30	31202N • 31202R • 31202L
R330.0040.K2	40	250	-	38	2,5	19	24	46	38	31202N • 31202R • 31202L
R330.0025.K3	25	170	20	23	3,5	11,5	20	46	25	31203N • 31203R • 31203L
R330.0032.K3	32	200	20	30	3,5	15	20	46	30	31203N • 31203R • 31203L
R330.0040.K3	40	250	-	38	3,5	19	24	46	38	31203N • 31203R • 31203L
R330.0025.K4	25	170	20	23	5,5	11,5	20	46	25	31204N • 31204R • 31204L
R330.0032.K4	32	200	20	30	5,5	15	20	46	30	31204N • 31204R • 31204L
R330.0040.K4	40	250	-	38	5,5	19	24	46	38	31204N • 31204R • 31204L
L330.0025.K2	25	170	20	23	2,5	11,5	20	46	25	31202N • 31202R • 31202L
L330.0032.K2	32	200	20	30	2,5	15	20	46	30	31202N • 31202R • 31202L
L330.0040.K2	40	250	-	38	2,5	19	24	46	38	31202N • 31202R • 31202L
L330.0025.K3	25	170	20	23	3,5	11,5	20	46	25	31203N • 31203R • 31203L
L330.0032.K3	32	200	20	30	3,5	15	20	46	30	31203N • 31203R • 31203L
L330.0040.K3	40	250	-	38	3,5	19	24	46	38	31203N • 31203R • 31203L
L330.0025.K4	25	170	20	23	5,5	11,5	20	46	25	31204N • 31204R • 31204L
L330.0032.K4	32	200	20	30	5,5	15	20	46	30	31204N • 31204R • 31204L
L330.0040.K4	40	250	20	38	5,5	19	24	46	38	31204N • 31204R • 31204L

w voir plaquettes amovibles
w vd. inserti

Profondeur de gorge selon le ø d'alésage
Profondità gola in funzione al ø del foro

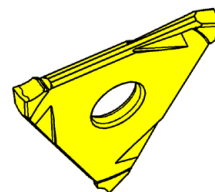
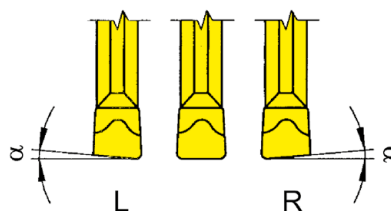
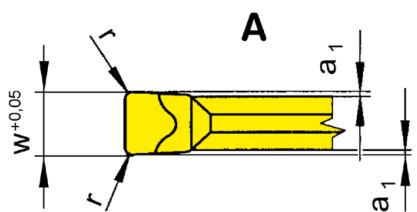
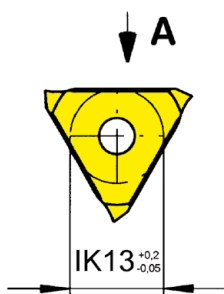
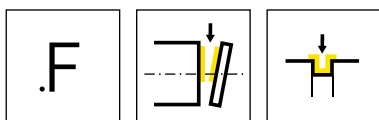
Dmin	tmax
46	2
50	3
60	4
80	4,5
100	5

Pièces Détachées

Ricambi

Base de support Attacco Base	Vis de serrage Vite di serraggio	Bride Staffa	Tournevis TORX PLUS® Cacciavite TORX PLUS®
R/L330...	5.12T20P	15.4	T20PQ

0

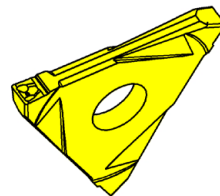
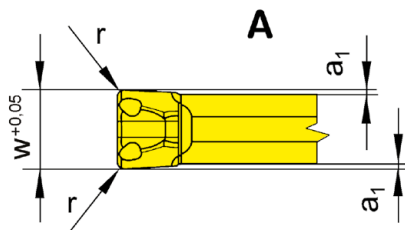
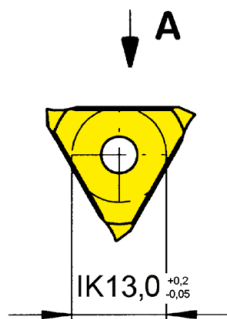
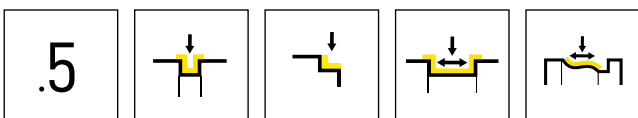


R = version à droite représentée
R = versione destra come in figura

L = version à gauche
L = versione sinistra a specchio

Nuance
Leghe
▲ en stock
a stock
Δ 4 semaines
4 settimane

N° de commande Codice prodotto	w	r	α	a ₁	HIS	Nuance					
						AL96	EG56	TC92	TF45	TF46	TI25
RS312.0520.F2	2	0,2	5°	0,25	31202N		Δ			▲	▲
RS312.0525.F2	2,5	0,2	5°	0,25	31202N		▲			▲	▲
LS312.0520.F2	2	0,2	5°	0,25	31202N		Δ			Δ	▲
LS312.0525.F2	2,5	0,2	5°	0,25	31202N		Δ				▲
S312.0200.F2	2	0,2	0°	0,25	31202N	Δ	▲	Δ	Δ	▲	▲
S312.0250.F2	2,5	0,2	0°	0,25	31202N	Δ	Δ	Δ	Δ	▲	▲
S312.0400.F2	4	0,2	0°	0,25	31204N		Δ			▲	Δ
S312.0400.F4	4	0,4	0°	0,25	31204N		▲			▲	▲
S312.0500.F2	5	0,2	0°	0,25	31204N		▲			▲	▲
S312.0500.F4	5	0,4	0°	0,25	31204N		Δ			Δ	
P	●	●	●	●	●	●	●	●	●	●	●
M	-	○	-	●	○	●					
K	●	○	-	●	●	●					
N	●	-	-	●	●	●					
S	-	-	-	●	○	●					
H	-	-	-	-	-	-					



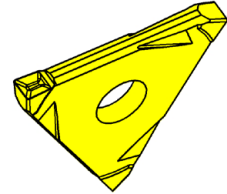
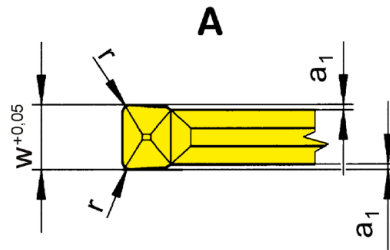
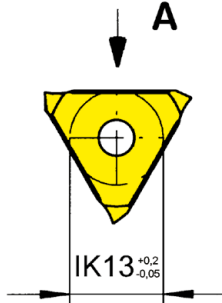
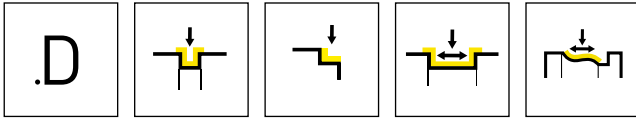
Nuance
Leghe

▲ en stock
a stock

Δ 4 semaines
4 settimane

N° de commande Codice prodotto	w	r	a ₁	HIS	Nuance Leghe										
					AL96	AS62	AS66	EG56	TC92	TF45	TF46	TI25	TN32	TN35	
S312.0250.52	2,5	0,2	0,25	31202N	▲	▲	▲	▲	Δ	▲	▲	▲	▲	▲	▲
S312.0250.54	2,5	0,4	0,25	31202N	Δ	▲	▲	▲	Δ	▲	▲	▲	▲	▲	▲
S312.0300.52	3	0,2	0,25	31203N	Δ	▲	▲	▲	Δ	▲	▲	▲	▲	▲	▲
S312.0300.54	3	0,4	0,25	31203N	Δ	▲	▲	▲	Δ	Δ	▲	▲	▲	▲	▲
S312.0400.52	4	0,2	0,25	31204N		▲	▲	▲			▲	▲	▲	▲	Δ
S312.0400.54	4	0,4	0,25	31204N		▲	▲	▲			▲	▲	▲	▲	▲
S312.0500.52	5	0,2	0,25	31204N		▲	▲	▲			▲	▲	Δ	Δ	▲
S312.0500.54	5	0,4	0,25	31204N		▲	▲	Δ			▲	▲	▲	Δ	▲
P	●	●	●	●	●	●	●	●	●	●	●	●	●	●	●
M	-	-	○	○	-	●	○	●	-	○	●	●	-	-	●
K	●	-	●	○	-	●	○	●	-	●	●	●	-	-	●
N	●	-	●	-	-	●	-	-	-	●	●	●	-	-	●
S	-	-	○	-	-	●	-	-	-	○	●	●	-	-	●
H	-	-	-	-	-	-	-	-	-	-	-	-	-	-	-

0

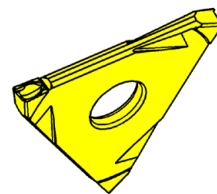
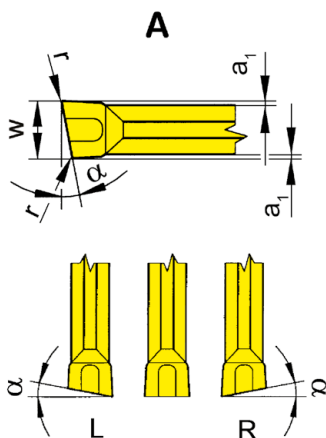
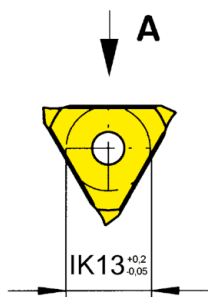
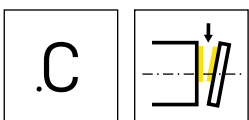


Nuance
Leghe

▲ en stock
a stock

Δ 4 semaines
4 settimane

N° de commande Codice prodotto	w	r	a ₁	HIS	AL96	AS62	AS66	EG56	TC92	TF45	TF46	TI25	TN32
S312.0200.D2	2	0,2	0,25	31202N	Δ	▲	▲	▲	Δ	Δ	▲	▲	▲
S312.0200.D4	2	0,4	0,25	31202N	Δ	▲	▲	▲	Δ	Δ	Δ	▲	▲
S312.0250.D2	2,5	0,2	0,25	31202N	Δ	▲	▲	▲	▲	▲	▲	▲	▲
S312.0250.D4	2,5	0,4	0,25	31202N	Δ	▲	▲	▲	▲	▲	▲	▲	▲
S312.0300.D2	3	0,2	0,25	31203N	Δ	Δ	▲	▲	Δ	▲	▲	▲	▲
S312.0300.D4	3	0,4	0,25	31203N	Δ	▲	▲	▲	Δ	Δ	Δ	Δ	Δ
P					●	●	●	●	●	●	●	●	●
M					-	-	○	○	-	●	○	●	-
K					●	-	●	○	-	●	●	●	-
N					●	-	●	-	-	●	●	●	-
S					-	-	○	-	-	●	○	●	-
H					-	-	-	-	-	-	-	-	-



R = version à droite représentée
R = versione destra come in figura

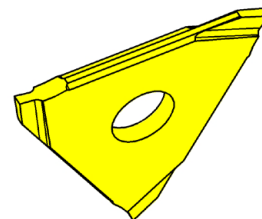
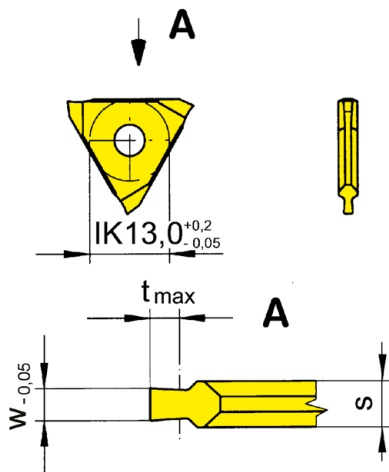
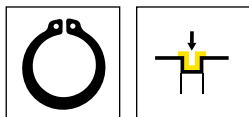
L = version à gauche
L = versione sinistra a specchio

▲ en stock
a stock

Nuance
Leghe
Δ 4 semaines
4 settimane

N° de commande Codice prodotto	w	r	α	a ₁	HIS	EG55	TF46	TI25
RS312.0520.C2	2	0,2	5°	0,25	31202N	▲	▲	▲
RS312.0525.C2	2,5	0,2	5°	0,25	31202N	Δ	▲	▲
RS312.0530.C2	3	0,2	5°	0,25	31203N	Δ	Δ	▲
LS312.0520.C2	2	0,2	5°	0,25	31202N	▲	Δ	▲
LS312.0525.C2	2,5	0,2	5°	0,25	31202N	▲	Δ	▲
LS312.0530.C2	3	0,2	5°	0,25	31203N	Δ	Δ	Δ
S312.0200.C2	2	0,2	0°	0,25	31202N	▲	▲	▲
S312.0250.C2	2,5	0,2	0°	0,25	31202N	▲	Δ	▲
S312.0300.C2	3	0,2	0°	0,25	31203N	Δ	Δ	Δ
P	●	●	●					
M	○	○	●					
K	○	●	●					
N	-	●	●					
S	-	○	●					
H	-	-	-					

0

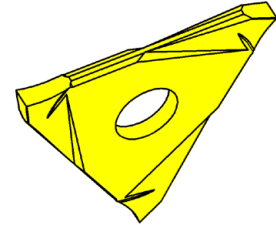
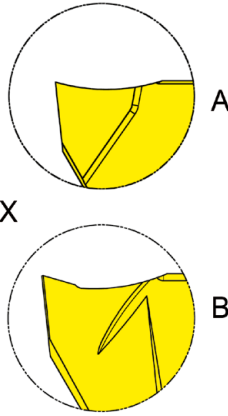
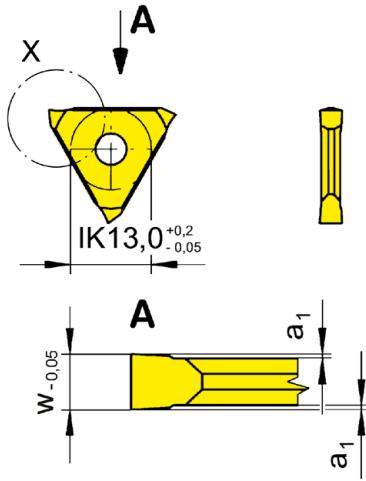
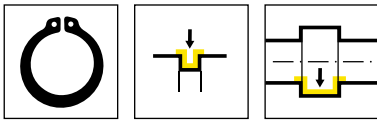


▲ en stock
a stock

△ 4 semaines
4 settimane

Nuance
Leghe

N° de commande Codice prodotto	w	Nw	t _{max}	s	HIS	EG35	EG52	TN32
312.0034.15	0,38	0,34	0,6	1,5	31201N	△		
312.0044.15	0,44	0,4	0,7	1,5	31201N	△		
312.0050.15	0,57	0,5	0,7	1,5	31201N		▲	▲
312.0060.15	0,67	0,6	0,8	1,5	31201N		▲	▲
312.0070.15	0,77	0,7	1,1	1,5	31201N		▲	▲
312.0080.15	0,87	0,8	1,2	1,5	31201N		▲	▲
312.0090.15	0,97	0,9	1,4	1,5	31201N		▲	▲
312.0100.15	1,07	1	1,6	1,5	31201N		▲	▲
						P	●	●
						M	●	○
						K	○	-
						N	-	-
						S	-	-
						H	-	-



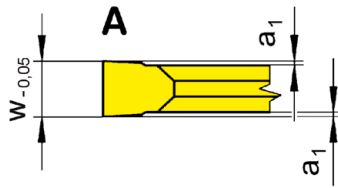
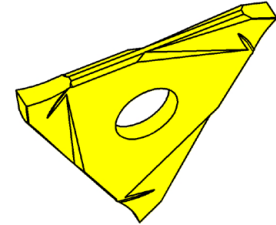
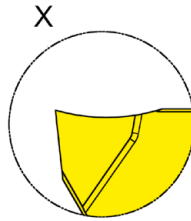
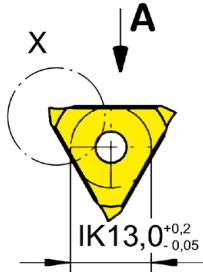
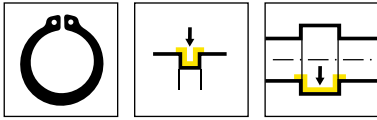
Forme A = complètement rectifiée
Forma A = completamente affilato

Forme B = partiellement rectifiée
Forma B = parzialmente affilato

Nuance Leghe
▲ en stock a stock
Δ 4 semaines 4 settimane

N° de commande Codice prodotto	w	Nw	a ₁	Forme Forma	HIS	Material Grades															
						K10	MG12	P20	EG35	EG55	EG56	HS32	HS36	TA45	TC92	TF45	TF46	TI25	TN32	TN35	H20
312.0050.00	0,57	0,5	0,07	A	31201N	▲		▲		▲						▲	▲		▲		
312.0060.00	0,67	0,6	0,07	A	31201N	▲		▲		▲						▲	▲		▲		
312.0070.00	0,77	0,7	0,08	A	31201N	▲		▲		▲						▲	▲		▲		
312.0080.00	0,87	0,8	0,08	A	31201N	▲		▲		▲						▲	▲		▲		
312.0090.00	0,97	0,9	0,08	A	31201N	▲		▲		▲						▲	▲		▲	▲	
312.0100.00	1,07	1	0,09	A	31201N	▲		▲		▲						▲	▲		▲	▲	Δ
312.0110.00	1,24	1,1	0,2	A	31201N	▲		▲		▲			Δ	Δ		▲	▲		▲	▲	
312.0130.00	1,44	1,3	0,2	A	31201N	▲		▲		▲						▲	▲		▲	▲	
312.0160.00	1,74	1,6	0,2	A	31201N	▲		▲		▲						▲	▲		▲	▲	
312.0185.00	1,99	1,85	0,2	B	31201N	▲	▲	▲		▲	Δ					▲	▲	▲	▲	▲	▲
312.0215.00	2,29	2,15	0,2	B	31202N	▲	▲	▲		▲	Δ			▲		▲	▲	▲	▲	▲	▲
312.0265.00	2,79	2,65	0,2	B	31202N	▲	▲	▲		▲			Δ		▲	▲	▲	▲	▲	▲	▲
312.0315.00	3,29	3,15	0,2	B	31203N	▲		▲		▲					▲	▲	▲	▲	▲	▲	▲
312.0415.00	4,29	4,15	0,2	B	31204N	▲		▲		▲					▲	▲	▲	▲	▲	▲	▲
312.0515.00	5,29	5,15	0,2	B	31204N	▲		▲	▲	▲				Δ	▲	▲	▲	▲	▲	▲	Δ
P	●	○	●	●	●	●	●	●	●	○	-	●	●	●	●	●	●	●	●	●	●
M	○	-	-	●	○	○	○	○	○	○	-	●	●	●	○	●	-	●	○	○	○
K	●	-	-	○	○	○	○	○	○	○	-	●	●	●	●	●	●	●	●	●	●
N	●	-	-	-	-	-	-	-	-	-	-	●	-	●	●	●	●	-	●	-	-
S	○	-	-	-	-	-	-	-	-	-	-	●	-	○	○	○	○	-	○	-	-
H	-	-	-	-	-	-	-	-	-	●	●	-	-	-	-	-	-	-	-	-	-

0



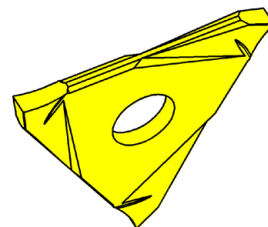
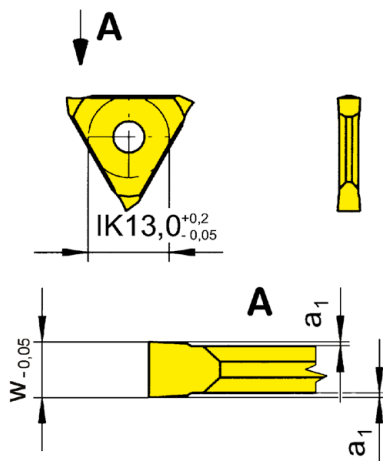
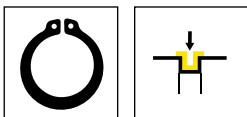
complètement rectifiée
completamente affilato

▲ en stock
a stock

Δ 4 semaines
4 settimane

Nuance
Leghe

N° de commande Codice prodotto	w	Nw	a ₁	HIS	Nuance / Leghe			
					K10	P20	EG56	TN32
312.0185.10	1,99	1,85	0,2	31201N	▲	▲	▲	▲
312.0215.10	2,29	2,15	0,2	31202N	▲	▲	▲	▲
312.0265.10	2,79	2,65	0,2	31202N	▲	▲	▲	▲
312.0315.10	3,29	3,15	0,2	31203N	▲	▲	▲	▲
312.0415.10	4,29	4,15	0,2	31204N	▲	▲	▲	▲
					P	●	●	●
					M	○	-	○
					K	●	-	○
					N	●	-	-
					S	○	-	-
					H	-	-	-



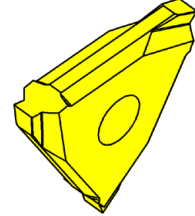
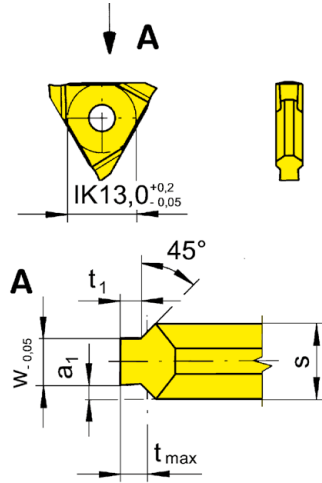
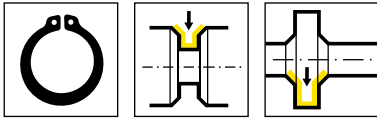
Nuance
Leghe

▲ en stock
a stock

△ 4 semaines
4 settimane

N° de commande Codice prodotto	w	Nw	a ₁	HIS	Nuance	
					EG55	TN35
312.0110.80	1,24	1,1	0,2	31201N	▲	▲
312.0130.80	1,44	1,3	0,2	31201N	▲	▲
312.0160.80	1,74	1,6	0,2	31201N	▲	▲
312.0185.80	1,99	1,85	0,2	31201N	▲	▲
312.0215.80	2,29	2,15	0,2	31202N	▲	▲
312.0265.80	2,79	2,65	0,2	31202N	▲	▲
312.0315.80	3,29	3,15	0,2	31203N	△	▲
312.0415.80	4,29	4,15	0,2	31204N	▲	▲
312.0515.80	5,29	5,15	0,2	31204N	▲	▲
					P	●
					M	○
					K	○
					N	-
					S	-
					H	-

0

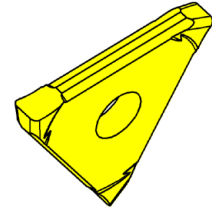
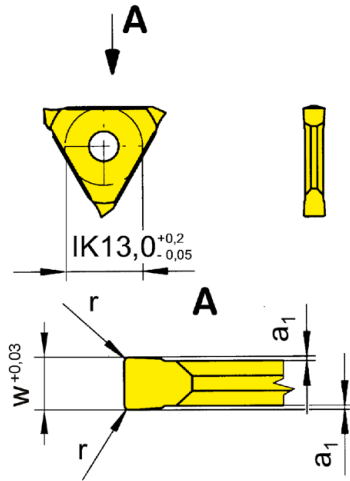
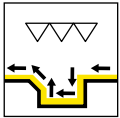


Nuance
Leghe

▲ en stock
a stock

Δ 4 semaines
4 settimane

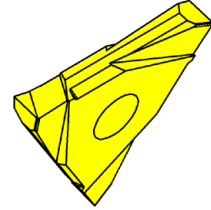
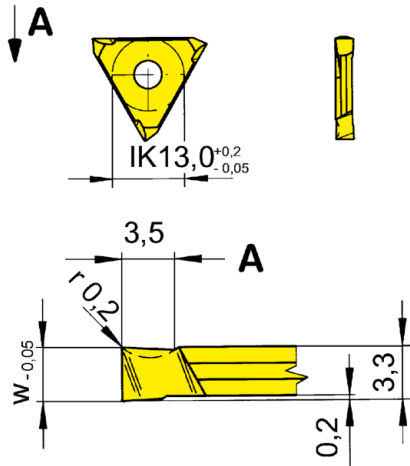
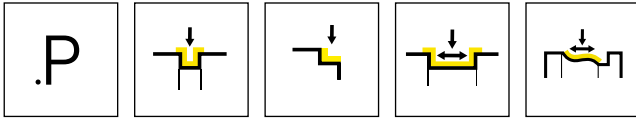
N° de commande Codice prodotto	w	Nw	t _{max}	a ₁	s	t ₁	HIS	Nuance Leghe				
								P20	EG52	TN32	TN35	
312.1101.25	1,24	1,1	0,2	0,64	2,5	0,19	31202N		Δ	Δ		
312.1102.25	1,24	1,1	0,25	0,64	2,5	0,24	31202N		▲	▲		
312.1103.25	1,24	1,1	0,3	0,64	2,5	0,29	31202N		▲	▲		
312.1104.25	1,24	1,1	0,35	0,64	2,5	0,33	31202N		Δ	▲		
312.1105.25	1,24	1,1	0,4	0,64	2,5	0,36	31202N	▲	▲	▲	Δ	
312.1306.25	1,44	1,3	0,55	0,54	2,5	0,45	31202N	Δ	Δ	▲		
312.1607.33	1,74	1,6	0,7	0,79	3,3	0,6	31203N		▲	▲		
312.1608.33	1,74	1,6	0,85	0,79	3,3	0,75	31203N	Δ	▲	▲		
312.1609.33	1,74	1,6	1	0,79	3,3	0,85	31203N		▲	▲		
312.1810.33	1,99	1,85	1	0,67	3,3	0,85	31203N		▲	▲		
312.1812.33	1,99	1,85	1,25	0,67	3,3	1,1	31203N	Δ	▲	▲		
312.2115.43	2,29	2,15	1,5	1,02	4,3	1,35	31204N	▲	▲	▲		
312.2616.43	2,79	2,65	1,5	0,77	4,3	1,35	31204N	Δ	▲	▲		
312.2617.43	2,79	2,65	1,75	0,77	4,3	1,6	31204N	Δ	▲	▲		
312.3118.53	3,29	3,15	1,75	1,02	5,3	1,6	31204N	Δ	▲	▲		
312.4120.53	4,29	4,15	2	0,52	5,3	1,85	31204N		▲	▲		
312.4125.53	4,29	4,15	2,5	0,52	5,3	2,35	31204N		Δ	▲		
312.5130.63	5,29	5,15	3	0,52	6,3	2,85	31204N		Δ	▲		
								P	●	●	●	●
								M	-	○	-	●
								K	-	-	-	●
								N	-	-	-	●
								S	-	-	-	●
								H	-	-	-	-



Nuance
Leghe
▲ en stock
a stock
Δ 4 semaines
4 settimane

N° de commande Codice prodotto	w	r	a ₁	HIS	K10	P20	AS62	EG52	TF45	T122	T125	TN32	TN35	H20
312.0100.02	1	0,2	0,1	31201N				▲			▲	▲		
312.0150.02	1,5	0,2	0,25	31201N	Δ	▲		▲			▲	▲	▲	
312.0200.02	2	0,2	0,25	31202N	▲	▲		▲	▲	▲	▲	▲	▲	▲
312.0200.04	2	0,4	0,25	31202N		▲	▲	▲				▲	▲	▲
312.0300.02	3	0,2	0,25	31203N	Δ	▲		▲			▲	▲	▲	▲
312.0300.06	3	0,6	0,25	31203N		▲		▲				▲	▲	
312.0400.02	4	0,2	0,25	31204N		▲		▲				▲	▲	▲
312.0400.08	4	0,8	0,25	31204N		Δ		▲				▲	▲	
312.0400.12	4	1,2	0,25	31204N		Δ		Δ						
P	●	●	●	●	●	●	●	●	●	●	●	●	●	●
M	○	-	-	○	●	-	○	●	-	●	-	●	○	○
K	●	-	-	-	●	-	-	●	-	●	-	●	●	-
N	●	-	-	-	●	-	-	●	-	●	-	●	●	-
S	○	-	-	-	●	-	-	●	-	●	-	●	●	-
H	-	-	-	-	-	-	-	-	-	-	-	-	-	-

0



L = version à gauche représentée
L = versione sinistra come in figura

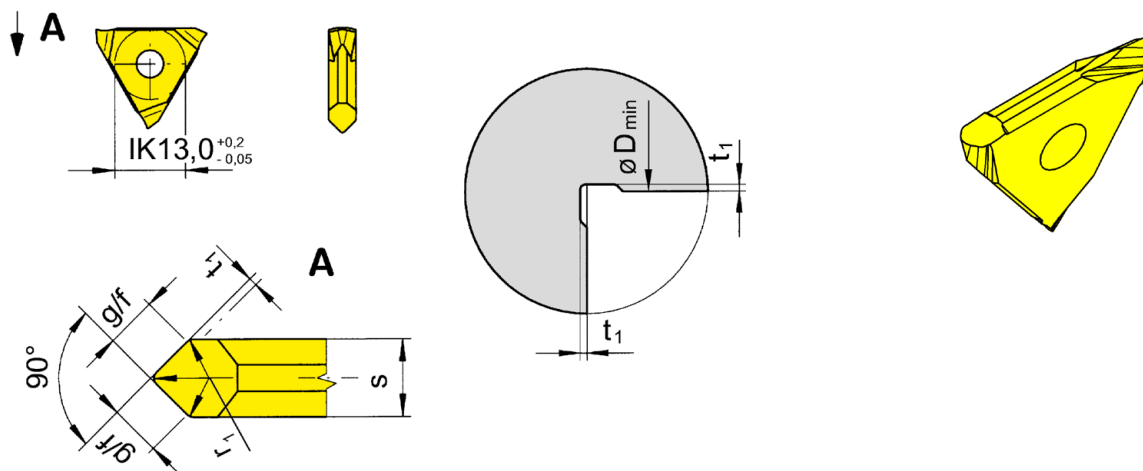
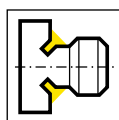
R = version à droite
R = versione destra a specchio

Nuance
Leghe
▲ en stock
a stock
Δ 4 semaines
4 settimane

N° de commande Codice prodotto	w	HIS	P20	EG52	TC92	TN32
R312.3031.33	3,29	31203N	▲	▲	▲	▲
L312.3031.33	3,29	31203N	Δ	▲	Δ	▲

Cette géométrie spécifique est très positive de l'angle de coupe et du brise copeaux diminue les efforts sur l'arête de coupe.
La geometria speciale sul tagliente consente un angolo di spoglia superiore positivo che unito al rompitruciolo consente una riduzione degli sforzi di taglio.

P	●	●	●	●
M	-	○	-	-
K	-	-	-	-
N	-	-	-	-
S	-	-	-	-
H	-	-	-	-



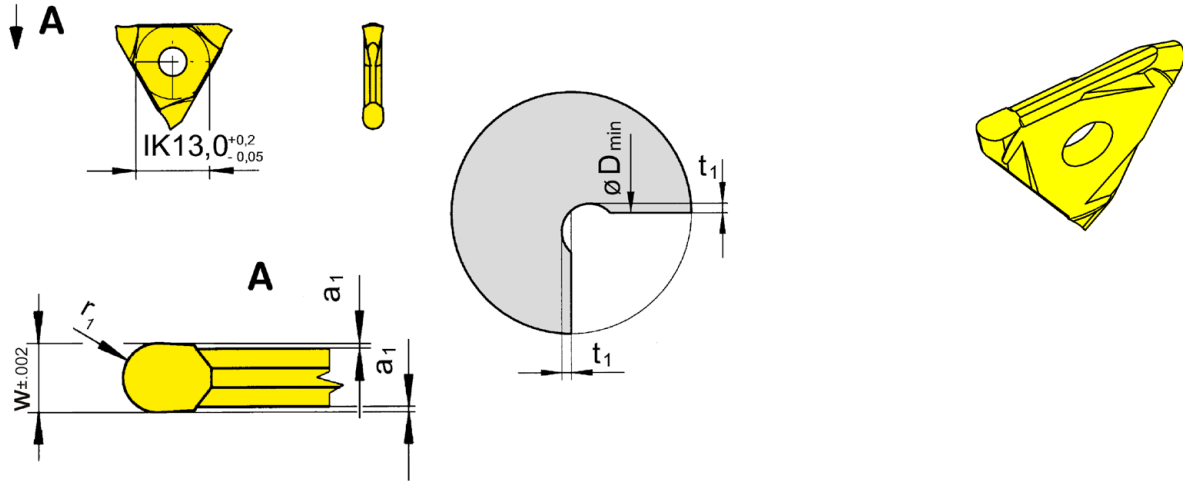
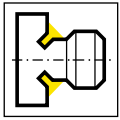
Nuance
Leghe

▲ en stock
a stock

Δ 4 semaines
4 settimane

N° de commande Codice prodotto	D _{min}	t ₁	s	g/f	r ₁	HIS					
							P20	AS62	EG52	TC92	
312.0602.24	19	0,2	2,4	1,7	0,6	31202N	▲	▲	▲	▲	
312.0603.33	23	0,3	3,3	2,3	0,6	31203N	▲		▲		
312.1002.30	20	0,2	3	2,1	1	31203N	▲		Δ		
312.1004.50	29	0,4	5	3,6	1	31204N	▲		▲		
312.1603.50	25	0,3	5	3,6	1,6	31204N	Δ		Δ		
							P	●	●	●	●
							M	-	-	o	-
							K	-	-	-	-
							N	-	-	-	-
							S	-	-	-	-
							H	-	-	-	-

0

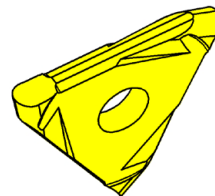
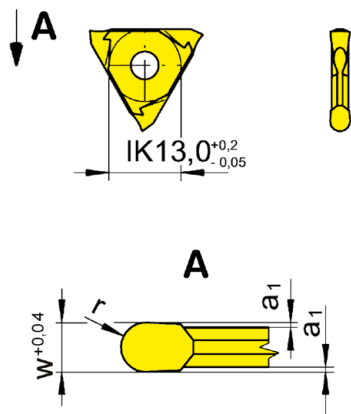
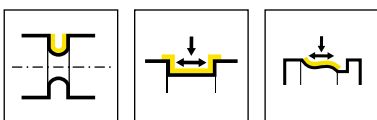


Nuance
Leghe

▲ en stock
a stock

Δ 4 semaines
4 settimane

N° de commande Codice prodotto	w	a ₁	r ₁	D _{min}	t ₁	HIS	Nuance Leghe						
							K10	P20	EG52	TC92	TF45	TN32	TN35
312.0010.20	2	0,2	1	22	0,7	31202N	▲	▲	▲	▲	Δ	▲	▲
312.0015.30	3	0,2	1,5	27	1	31202N	▲	▲	▲	▲		▲	
312.0020.40	4	0,2	2	30	1,2	31204N	▲	▲	▲	▲		▲	
312.0025.50	5	0,2	2,5	35	1,5	31204N		▲	▲	Δ		▲	
P	●	●	●	●	●	●	●	●	●	●	●	●	●
M	○	-	○	-	●	-	●	-	●	-	●	-	●
K	●	-	-	-	-	-	●	-	●	-	●	-	●
N	●	-	-	-	-	-	●	-	●	-	●	-	●
S	○	-	-	-	-	-	●	-	●	-	●	-	●
H	-	-	-	-	-	-	-	-	-	-	-	-	-



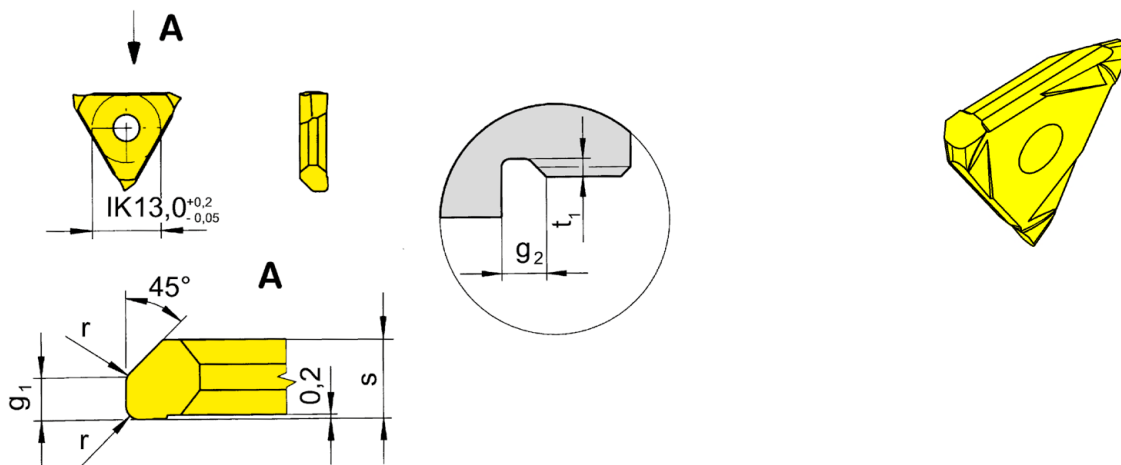
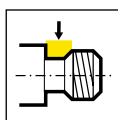
Nuance
Leghe

▲ en stock
a stock

Δ 4 semaines
4 settimane

N° de commande Codice prodotto	w	a ₁	r	HIS	P20	AS45	EG35	EG55	TF45	TH35	TI25	TN32	TN35
					▲	▲	▲						
312.0050.02	0,5	0,07	0,25	31201N	▲	▲	▲					▲	
312.0100.05	1	0,09	0,5	31201N	▲	▲	▲			Δ		▲	Δ
312.0110.05	1,1	0,09	0,55	31201N		▲		Δ					
312.0120.06	1,2	0,2	0,6	31201N	▲	▲		▲				▲	
312.0140.07	1,4	0,2	0,7	31201N		▲		▲					
312.0160.08	1,6	0,25	0,8	31201N	▲	▲		▲				▲	
312.0180.09	1,8	0,25	0,9	31201N		▲		▲					
312.0200.10	2	0,25	1	31201N	▲	▲		▲	Δ		Δ	▲	
312.0220.11	2,2	0,25	1,1	31202N		▲		▲					
312.0250.12	2,5	0,25	1,25	31202N	▲	▲		Δ				▲	
312.0280.14	2,8	0,25	1,4	31202N		▲		Δ					
312.0300.15	3	0,25	1,5	31202N	▲	▲		▲				▲	
312.0360.18	3,6	0,25	1,8	31203N		▲		Δ					
312.0400.20	4	0,25	2	31203N	▲	▲		Δ				▲	
Largueur de gorge supérieur à 1,6 mm uniquement recommandé pour de la gorge					P	●	●	●	●	●	●	●	●
Larghezza gola fino a 1,6 mm consigliata solo in esecuzione gola					M	-	●	●	○	●	●	-	●
					K	-	●	○	○	●	●	-	●
					N	-	○	-	-	●	●	-	●
					S	-	●	-	-	●	●	-	●
					H	-	-	-	-	-	-	-	-

0



R = version à droite représentée
R = versione destra come in figura

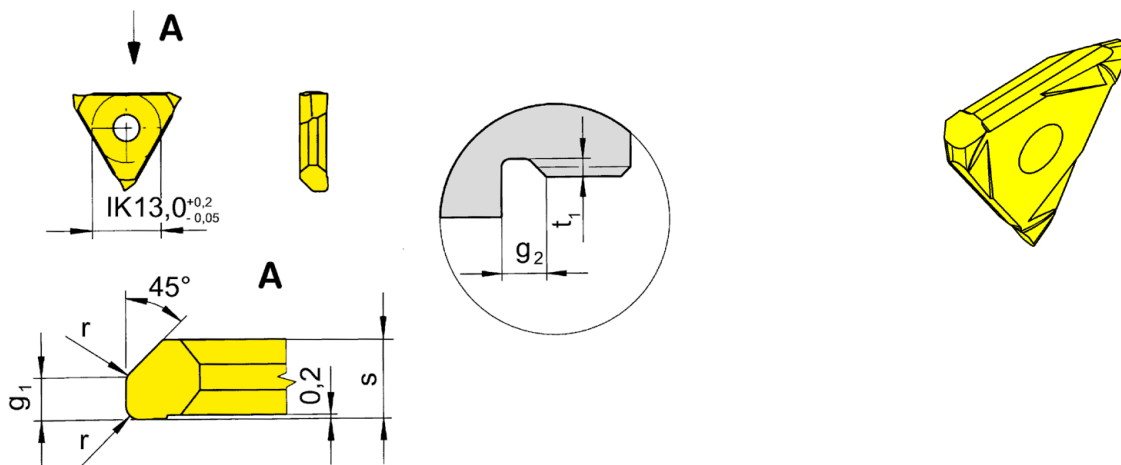
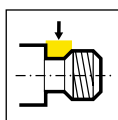
L = version à gauche
L = versione sinistra a specchio

▲ en stock
a stock

Nuance
Leghe
△ 4 semaines
4 settimane

N° de commande Codice prodotto	P	r	t ₁	s	g ₁	g ₂	HIS	P20	EG55	TN35
R312.1050.17	0,5	0,2	0,4	1,7	0,6	1	31201N • 31201R	△	▲	▲
R312.1060.17	0,6	0,4	0,5	1,7	0,7	1,2	31201N • 31201R	△	△	△
R312.1070.17	0,7	0,4	0,55	1,7	0,85	1,4	31201N • 31201R	△	△	△
R312.1080.27	0,8	0,4	0,65	2,7	0,95	1,6	31202N • 31202R	△	▲	▲
R312.1100.27	1	0,6	0,8	2,7	1,2	2	31202N • 31202R	△	▲	▲
R312.1125.27	1,25	0,6	1	2,7	1,5	2,5	31202N • 31202R	△	▲	▲
R312.1150.37	1,5	0,8	1,15	3,7	1,85	3	31203N • 31203R	△	▲	▲
R312.1175.37	1,75	1	1,3	3,7	2,2	3,5	31203N • 31203R	△	△	△
R312.1200.53	2	1	1,5	5,3	2,5	4	31204N • 31204R	▲	△	△
R312.1250.53	2,5	1,2	1,8	5,3	3,2	5	31204N • 31204R	△	△	△
R312.1300.63	3	1,6	2,2	6,3	3,8	6	31204N • 31204R	△	△	△
L312.1050.17	0,5	0,2	0,4	1,7	0,6	1	31201N • 31201L	△	△	△
L312.1060.17	0,6	0,4	0,5	1,7	0,7	1,2	31201N • 31201L	△	△	△
L312.1070.17	0,7	0,4	0,55	1,7	0,85	1,4	31201N • 31201L	△	△	△
L312.1080.27	0,8	0,4	0,65	2,7	0,95	1,6	31202N • 31202L	△	△	▲
L312.1100.27	1	0,6	0,8	2,7	1,2	2	31202N • 31202L	△	△	△
L312.1125.27	1,25	0,6	1	2,7	1,5	2,5	31202N • 31202L	△	△	▲
L312.1150.37	1,5	0,8	1,15	3,7	1,85	3	31203N • 31203L	△	△	△
L312.1175.37	1,75	1	1,3	3,7	2,2	3,5	31203N • 31203L	△	△	△
L312.1200.53	2	1	1,5	5,3	2,5	4	31204N • 31204L	△	△	△
L312.1250.53	2,5	1,2	1,8	5,3	3,2	5	31204N • 31204L	△	△	△
L312.1300.63	3	1,6	2,2	6,3	3,8	6	31204N • 31204L	△	△	△

P	●	●	●
M	-	○	●
K	-	○	●
N	-	-	●
S	-	-	●
H	-	-	-



R = version à droite représentée
R = versione destra come in figura

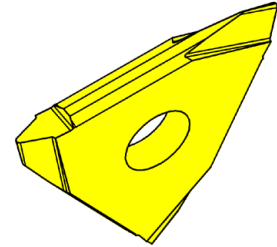
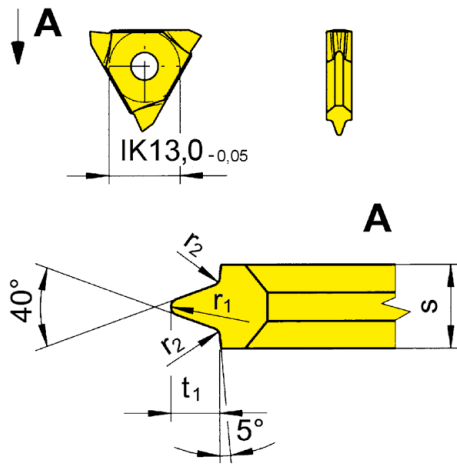
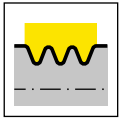
L = version à gauche
L = versione sinistra a specchio

▲ en stock
a stock

Nuance
Leghe
Δ 4 semaines
4 settimane

N° de commande Codice prodotto	P	r	t ₁	s	g ₁	g ₂	HIS	P20	EG55	TN35
R312.3050.17	0,5	0,2	0,4	1,7	1,1	1,5	31201N • 31201R		Δ	Δ
R312.3060.27	0,6	0,4	0,5	2,7	1,3	1,8	31202N • 31202R	Δ		▲
R312.3070.27	0,7	0,4	0,55	2,7	1,55	2,1	31202N • 31202R	Δ		Δ
R312.3080.27	0,8	0,4	0,65	2,7	1,75	2,4	31202N • 31202R	Δ	Δ	Δ
R312.3100.37	1	0,6	0,8	3,7	2,2	3	31203N • 31203R	Δ	▲	▲
R312.3125.53	1,25	0,6	1	5,3	2,8	3,8	31204N • 31204R		Δ	Δ
R312.3150.53	1,5	0,8	1,15	5,3	3,35	4,5	31204N • 31204R		▲	▲
R312.3175.56	1,75	1	1,3	5,6	4	5,3	31204N • 31204R		Δ	Δ
R312.3200.63	2	1	1,5	6,3	4,5	6	31204N • 31204R		Δ	Δ
L312.3050.17	0,5	0,2	0,4	1,7	1,1	1,5	31201N • 31201L	Δ	Δ	Δ
L312.3060.27	0,6	0,4	0,5	2,7	1,3	1,8	31202N • 31202L	Δ	▲	Δ
L312.3070.27	0,7	0,4	0,55	2,7	1,55	2,1	31202N • 31202L	Δ	Δ	Δ
L312.3080.27	0,8	0,4	0,65	2,7	1,75	2,4	31202N • 31202L	Δ	Δ	Δ
L312.3100.37	1	0,6	0,8	3,7	2,2	3	31203N • 31203L	Δ	Δ	Δ
L312.3125.53	1,25	0,6	1	5,3	2,8	3,8	31204N • 31204L	Δ	Δ	Δ
L312.3150.53	1,5	0,8	1,15	5,3	3,35	4,5	31204N • 31204L	Δ		Δ
L312.3175.56	1,75	1	1,3	5,6	4	5,3	31204N • 31204L	Δ	Δ	Δ
L312.3200.63	2	1	1,5	6,3	4,5	6	31204N • 31204L	Δ	Δ	Δ
P	●	●	●							
M	-	○	●							
K	-	○	●							
N	-	-	●							
S	-	-	●							
H	-	-	-							

0



Nuance
Leghe
▲ en stock
a stock
Δ 4 semaines
4 settimane

N° de commande Codice prodotto	r ₂	t ₁	s	r ₁	HIS	P20	EG52	TN32
312.0223.23	0,2	2,3	2,34	0,25	31202N	Δ	▲	Δ
312.0223.30	0,2	2,3	3	0,25	31203N	▲	▲	▲

Plaquette 312.0223.23 pour multi gorge Plaquette 312.0223.30 pour gorge simple
Inserto 312.0223.23 per gole multiple Inserto 312.0223.30 per gole singole

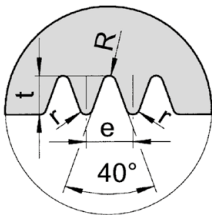
Forme de gorge:

Gorges poly V profil „J”

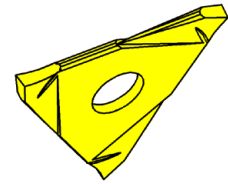
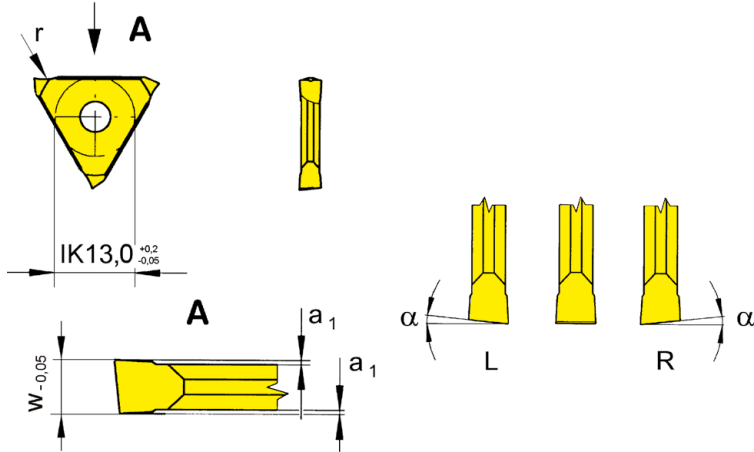
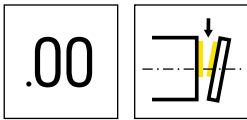
Forma della gola:

Forma gola Poly-V profilo „J”

P	●	●	●
M	-	○	-
K	-	-	-
N	-	-	-
S	-	-	-
H	-	-	-



e	t		R		r
±0,25	max	min	max	min	
2,34	2,34	2,08	0,38	0,25	0,2



R = version à droite représentée
R = versione destra come in figura

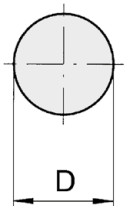
L = version à gauche
L = versione sinistra a specchio

Nuance
Leghe
▲ en stock a stock
Δ 4 semaines 4 settimane

N° de commande Codice prodotto	w	α	a ₁	HIS	EG35	TF45	TF46	TI25	TN35
R312.0614.00	1,44	6°	0,2	31201N	▲	▲	▲	▲	▲
L312.0614.00	1,44	6°	0,2	31201N	▲	▲	Δ	▲	▲

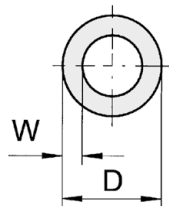
P	●	●	●	●	●
M	●	●	○	●	●
K	○	●	●	●	●
N	-	●	●	●	●
S	-	●	○	●	●
H	-	-	-	-	-

Tronçonnage de barre
Troncatura di barre piene



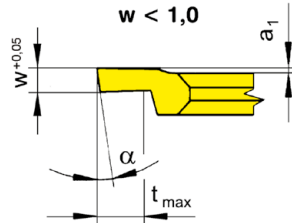
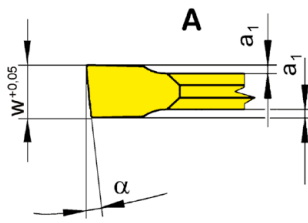
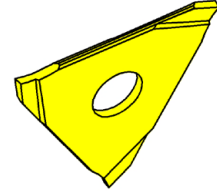
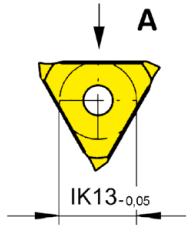
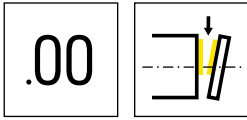
D jusqu'à/fino a 11 mm

Tronçonnage de tube
Troncatura di tubi



D ≥ 50 jusqu'à/fino a W ≈ 5 mm
D < 50 jusqu'à/fino a W ≈ 4 mm

0



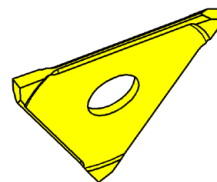
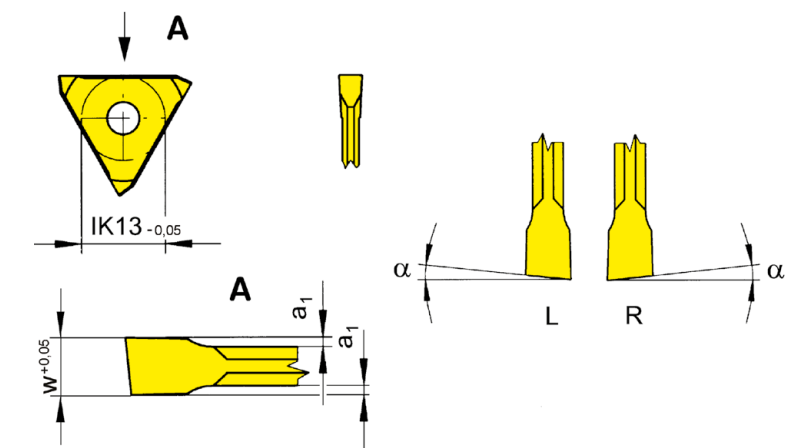
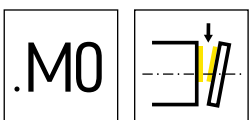
R = version à droite représentée
R = versione destra come in figura

L = version à gauche
L = versione sinistra a specchio

▲ en stock
a stock

Nuance
Leghe
Δ 4 semaines
4 settimane

N° de commande Codice prodotto	w	t _{max}	α	a ₁	HIS	Nuance Leghe			
						EG35	TF45	TI25	TN35
R312.0805.00	0,5	1	8°	0,1	31208N	▲	▲		
R312.0808.00	0,8	1,5	8°	0,1	31208N	▲	▲		
R312.0510.00	1	8	5°	0,1	31208N	▲	▲		
R312.1210.00	1	8	12°	0,1	31208N	▲	▲	Δ	▲
R312.0512.00	1,2	8	5°	0,2	31208N	▲	▲		
R312.0515.00	1,5	8	5°	0,2	31211N	▲	▲		
L312.0805.00	0,5	1	8°	0,1	31208N	▲	▲		
L312.0808.00	0,8	1,5	8°	0,1	31208N	▲	▲		
L312.0510.00	1	8	5°	0,1	31208N	▲	▲		
L312.1210.00	1	8	12°	0,1	31208N	▲	▲	Δ	▲
L312.0512.00	1,2	8	5°	0,2	31208N	▲	▲		
L312.0515.00	1,5	8	5°	0,2	31211N	▲	▲		
P						●	●	●	●
M						●	●	●	●
K						○	●	●	●
N						-	●	●	●
S						-	●	●	●
H						-	-	-	-



R = version à droite représentée
R = versione destra come in figura

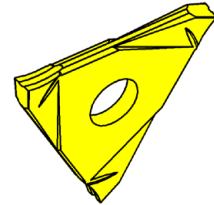
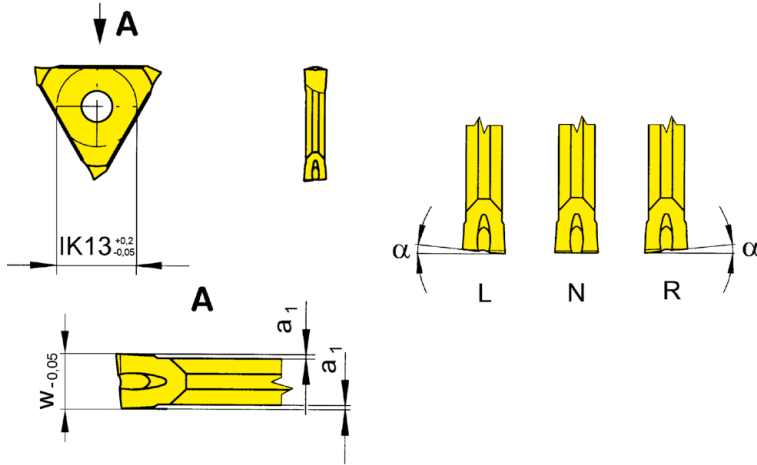
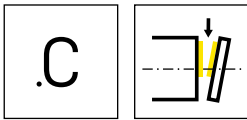
L = version à gauche
L = versione sinistra a specchio

▲ en stock
a stock

Nuance
Leghe
Δ 4 semaines
4 settimane

N° de commande Codice prodotto	w	t _{max}	α	a ₁	HIS		K10	EG35	TF45
R312.0512.M0	1,2	8	5°	0,2	31208N		Δ	▲	▲
R312.0515.M0	1,5	8	5°	0,2	31211N		▲	▲	▲
L312.0512.M0	1,2	8	5°	0,2	31208N		Δ		▲
L312.0515.M0	1,5	8	5°	0,2	31211N		Δ	Δ	▲
						P	●	●	●
						M	○	●	●
						K	●	○	●
						N	●	-	●
						S	○	-	●
						H	-	-	-

0



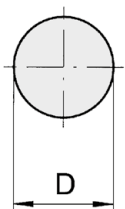
R = version à droite représentée
R = versione destra come in figura

L = version à gauche
L = versione sinistra a specchio

Nuance Leghe
▲ en stock a stock
Δ 4 semaines 4 settimane

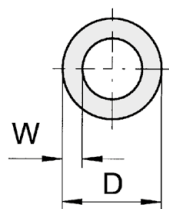
N° de commande Codice prodotto	w	α	a ₁	HIS	MG12	P20	EG55	TC92	TF45	TN32	TN35
R312.0514.00	1,44	5°	0,2	31201N • 31202N • 31201R • 31202R		Δ	Δ		▲		
R312.0518.00	1,99	5°	0,2	31202N • 31202R		▲	▲	Δ		▲	▲
R312.0521.00	2,29	5°	0,2	31202N • 31202R	Δ	Δ	▲	Δ		▲	▲
L312.0514.00	1,44	5°	0,2	31201N • 31202N • 31201R • 31202R		Δ	Δ		Δ		
L312.0518.00	1,99	5°	0,2	31202N • 31202R		▲	▲	Δ		▲	▲
L312.0521.00	2,29	5°	0,2	31202N • 31202R	Δ	▲	Δ	Δ		▲	▲
N312.0014.00	1,44	0°	0,2	31202N			▲	Δ	▲		
N312.0018.00	1,99	0°	0,2	31202N			▲	Δ	▲	Δ	Δ
N312.0021.00	2,29	0°	0,2	31202N		Δ		Δ			▲
					P	o	•	•	•	•	•
					M	-	-	o	-	•	-
					K	-	-	o	-	•	-
					N	-	-	-	-	•	-
					S	-	-	-	-	•	-
					H	-	-	-	-	-	-

Tronçonnage de barre
Troncatura di barre piene



D jusqu'à/fino a 10 mm

Tronçonnage de tube
Troncatura di tubi



D ≥ 50 jusqu'à/fino a W ≈ 5 mm
D ≤ 50 jusqu'à/fino a W ≈ 4 mm

315

P



Porte outils et plaquettes

Largueur de gorge 0,5 - 8 mm

Portainserito e inserti

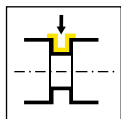
Larghezza della gola 0,5 - 8 mm

P

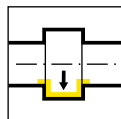
Géométries et avances
Geometrie e avanzamenti

Page/Pag.
429-430

Porte outils
Portainsero
356/357/333

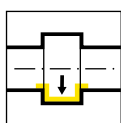


Page/Pag.
431-439



Page/Pag.
440

Cartouche
Cartuccia
357



Page/Pag.
441

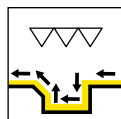
Dimensions de
logement
Dimensione della sede

Page/Pag.
442


Plaque amovible
Inserto
315/S315



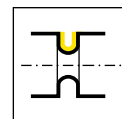
Page/Pag.
443-444



Page/Pag.
445



Page/Pag.
446



Page/Pag.
447



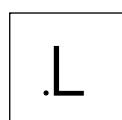
Page/Pag.
449



Page/Pag.
450



Page/Pag.
451



Page/Pag.
452

Dimensions de base
Dimensioni di base

Seite/Page
448

Géométrie Geometria	Matière Materiale	Avance f [mm/trs] Avanzamento f [mm/giro]	Usinage Lavorazione						
	<table border="1"> <tr> <td>P</td> <td>M</td> <td>K</td> </tr> <tr> <td>N</td> <td>S</td> <td>H</td> </tr> </table>	P	M	K	N	S	H	↓	
P	M	K							
N	S	H							
	<table border="1"> <tr> <td>P</td> <td>M</td> <td>K</td> </tr> <tr> <td>N</td> <td>S</td> <td>H</td> </tr> </table>	P	M	K	N	S	H	↓ 0,10-0,45	
P	M	K							
N	S	H							
	<table border="1"> <tr> <td>P</td> <td>M</td> <td>K</td> </tr> <tr> <td>N</td> <td>S</td> <td>H</td> </tr> </table>	P	M	K	N	S	H	↓ 0,03-0,15	
P	M	K							
N	S	H							
	<table border="1"> <tr> <td>P</td> <td>M</td> <td>K</td> </tr> <tr> <td>N</td> <td>S</td> <td>H</td> </tr> </table>	P	M	K	N	S	H	↓ 0,03-0,15	
P	M	K							
N	S	H							
	<table border="1"> <tr> <td>P</td> <td>M</td> <td>K</td> </tr> <tr> <td>N</td> <td>S</td> <td>H</td> </tr> </table>	P	M	K	N	S	H	↓ 0,10-0,22 ↔ 0,05-0,20	
P	M	K							
N	S	H							

P

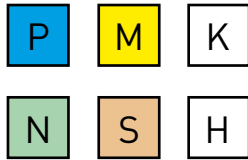

P

Géométrie
Geometria

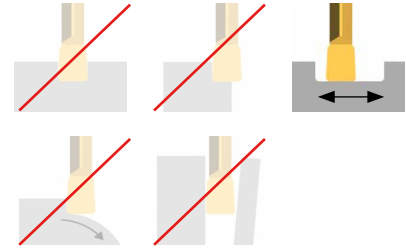
Matière
Materiale

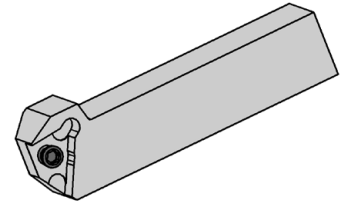
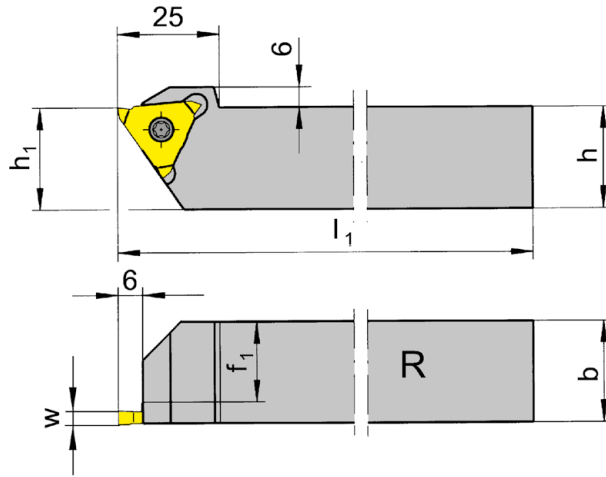
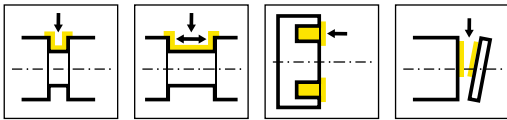
Avance f [mm/trs]
Avanzamento f [mm/giro]

Usinage
Lavorazione



↓ 0,02-0,10
↔ 0,0015-0,07





R = version à droite représentée
R = versione destra come in figura

L = version à gauche
L = versione sinistra a specchio

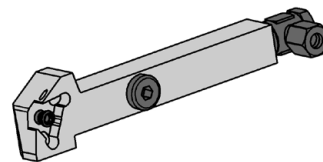
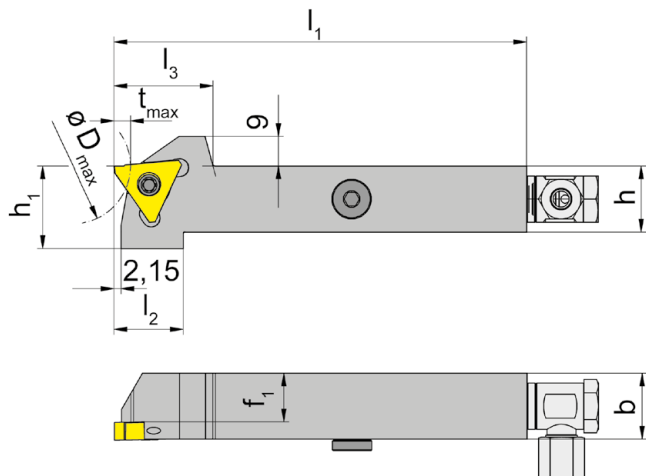
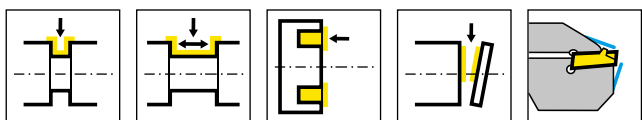
N° de commande Codice prodotto	h	b	l ₁	h ₁	f ₁	HWS
R356.1212.03	12	12	100	20	9	31503R
R356.1616.03	16	16	125	20	13	31503R
R356.2020.03	20	20	125	20	17	31503R
R356.2525.03	25	25	150	25	22	31503R
R356.3232.03	32	32	170	32	29	31503R
R356.1212.05	12	12	100	20	6,8	31505R
R356.1616.05	16	16	125	20	10,8	31505R
R356.2020.05	20	20	125	20	14,8	31505R
R356.2525.05	25	25	150	25	19,8	31505R
R356.3232.05	32	32	170	32	26,8	31505R
R356.2020.07	20	20	125	20	13	31507R
R356.2525.07	25	25	150	25	18	31507R
R356.3232.07	32	32	170	32	25	31507R
L356.1212.03	12	12	100	20	9	31503L
L356.1616.03	16	16	125	20	13	31503L
L356.2020.03	20	20	125	20	17	31503L
L356.2525.03	25	25	150	25	22	31503L
L356.3232.03	32	32	170	32	29	31503L
L356.1212.05	12	12	100	20	6,8	31505L
L356.1616.05	16	16	125	20	10,8	31505L
L356.2020.05	20	20	125	20	14,8	31505L
L356.2525.05	25	25	150	25	19,8	31505L
L356.3232.05	32	32	170	32	26,8	31505L
L356.2020.07	20	20	125	20	13	31507L
L356.2525.07	25	25	150	25	18	31507L
L356.3232.07	32	32	170	32	25	31507L

Pièces Détachées

Ricambi

w voir plaquettes amovibles
w vd. inserti

Porte outils Portainsero	Vis de serrage Vite di serraggio	Tournevis TORX PLUS® Cacciavite TORX PLUS®
R/L356.1212.03	5.10T20P	T20PQ
R/L356...05/...1616.03	5.12T20P	T20PQ
R/L356.1212.05	030.511P.1176	T20PQ
R/L356...07	5.15T20P	T20PQ



R = version à droite représentée
R = versione destra come in figura

L = version à gauche
L = versione sinistra a specchio

N° de commande Codice prodotto	h	b	l ₁	l ₂	l ₃	h ₁	f ₁	HWS
R356.1616.0.13.IK	16	16	125	22	28	21	13	31503R
R356.2020.0.13.IK	20	20	125	21	30	25	17	31503R
R356.2525.0.13.IK	25	25	150	21	30	30	22	31503R
R356.1616.0.15.IK	16	16	125	22	28	21	10,8	31505R
R356.2020.0.15.IK	20	20	125	21	30	25	14,8	31505R
R356.2525.0.15.IK	25	25	150	21	30	30	19,8	31505R
L356.1616.0.13.IK	16	16	125	22	28	21	13	31503L
L356.2020.0.13.IK	20	20	125	21	30	25	17	31503L
L356.2525.0.13.IK	25	25	150	21	30	30	22	31503L
L356.1616.0.15.IK	16	16	125	22	28	21	10,8	31505L
L356.2020.0.15.IK	20	20	125	21	30	25	14,8	31505L
L356.2525.0.15.IK	25	25	150	21	30	30	19,8	31505L

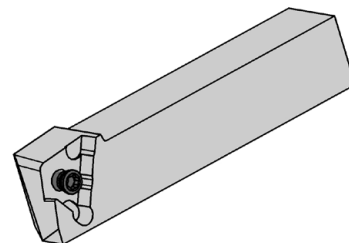
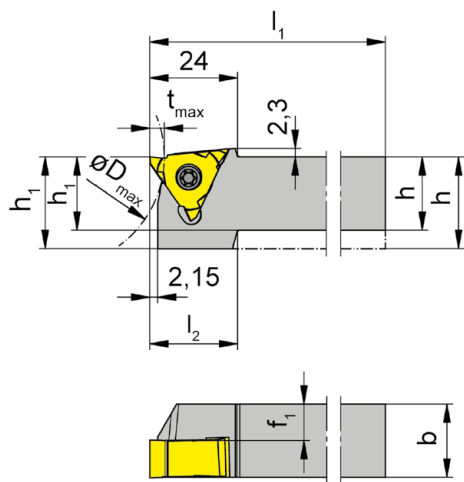
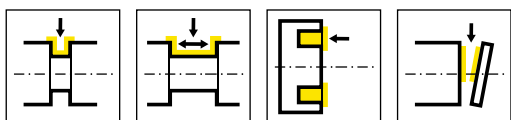
Profondeur de gorgee par rapport au ø de la pièce
Profondità gola in funzione al ø del pezzo in lavorazione

Dmax	tmax
35	5
50	4,5
75	4
125	3,5
200	3

Pièces Détachées

Ricambi

Porte outils Portainsero	Vis de serrage Vite di serraggio	Arrosage Lubrificazione	Tournevis TORX PLUS® Cacciavite TORX PLUS®	Vis Vite
R/L356...	5.12T20P	004.00.16	T20PQ	004.00.26



R = version à droite représentée
R = versione destra come in figura

L = version à gauche
L = versione sinistra a specchio

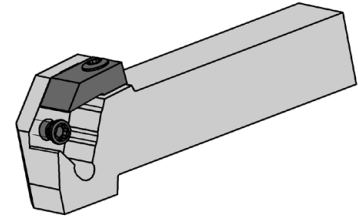
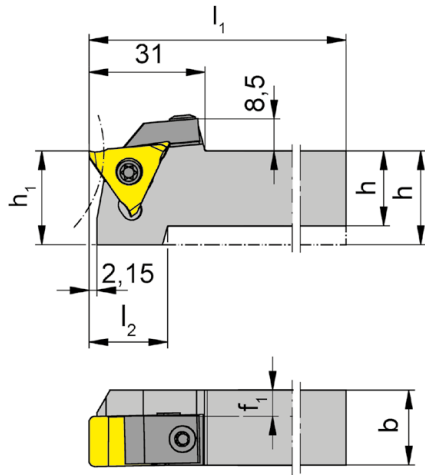
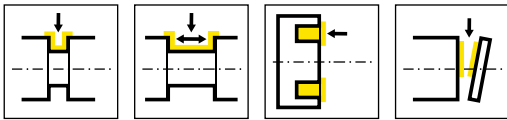
N° de commande Codice prodotto	h	b	l ₁	l ₂	h ₁	f ₁	HWS
R356.1616.13	16	16	125	21	20	13	31503R
R356.2020.13	20	20	125	-	20	17,1	31503R
R356.2525.13	25	25	150	-	25	22,1	31503R
R356.1616.15	16	16	125	21	20	10,8	31505R
R356.2020.15	20	20	125	21	20	14,8	31505R
R356.2525.15	25	25	150	-	25	19,8	31505R
R356.1616.16	16	16	125	-	20	10	31506R
R356.2020.16	20	20	125	21	25	14	31506R
R356.2525.16	25	25	150	-	25	19	31506R
R356.2020.17	20	20	125	21	25	13	31507R
R356.2525.17	25	25	150	-	25	18	31507R
R356.2020.10	20	20	125	21	25	10	31510R
L356.1616.13	16	16	125	21	20	13	31503L
L356.2020.13	20	20	125	-	20	17,1	31503L
L356.2525.13	25	25	150	-	25	22,1	31503L
L356.1616.15	16	16	125	21	20	10,8	31505L
L356.2020.15	20	20	125	21	20	14,8	31505L
L356.2525.15	25	25	150	-	25	19,8	31505L
L356.1616.16	16	16	125	-	20	10	31506L
L356.2020.16	20	20	125	21	25	14	31506L
L356.2525.16	25	25	150	-	25	19	31506L
L356.2020.17	20	20	125	21	25	13	31507L
L356.2525.17	25	25	150	-	25	18,1	31507L
L356.2020.10	20	20	125	21	25	10	31510L

Profondeur de gorgee par rapport au ø de la pièce
Profondità gola in funzione al ø del pezzo in lavorazione

Pièces Détachées
Ricambi

Porte outils Portainsero	Vis de serrage Vite di serraggio	Tournevis TORX PLUS® Cacciavite TORX PLUS®
R/L356...13/...15/...1616.16	5.12T20P	T20PQ
R/L356...10/...16/...17	5.15T20P	T20PQ

Dmax	tmax
35	5
50	4,5
75	4
125	3,5
200	3



R = version à droite représentée
R = versione destra come in figura

L = version à gauche
L = versione sinistra a specchio

N° de commande Codice prodotto	h	b	l ₁	l ₂	h ₁	f ₁	HWS
R356.2020.2.13	20	20	125	21	25	7	31513R
R356.2525.2.13	25	25	150	-	25	12	31513R
L356.2020.2.13	20	20	125	21	25	7	31513L
L356.2525.2.13	25	25	150	-	25	12	31513L

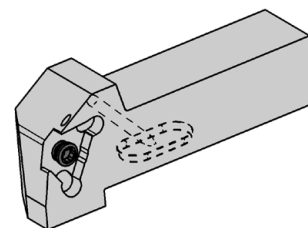
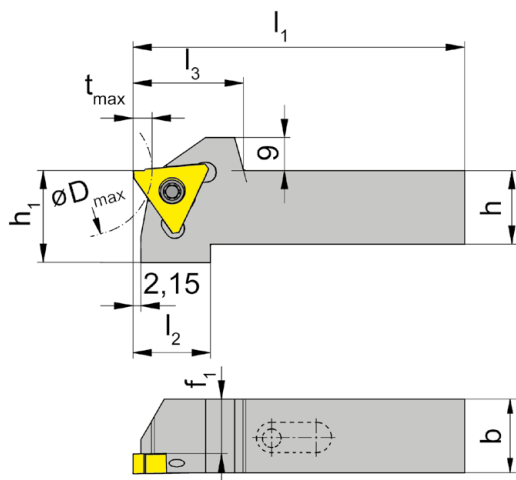
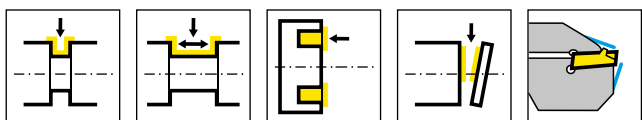
Profondeur de gorgee par rapport au ø de la pièce
Profondità gola in funzione al ø del pezzo in lavorazione

Dmax	tmax
30	5
40	4,5
60	4
115	3,5
185	3

Pièces Détachées

Ricambi

Porte outils Portainsero	Vis de serrage Vite di serraggio	Bride Staffa	Tournevis TORX PLUS® Cacciavite TORX PLUS®
R/L356.2020.2.13	5.12T20P	010.2013.0468	T20PQ



R = version à droite représentée
R = versione destra come in figura

L = version à gauche
L = versione sinistra a specchio

N° de commande Codice prodotto	h	b	l ₁	l ₂	l ₃	h ₁	f ₁	HWS
R356.1616.2.13.IK	16	16	75	22	28	21	13	31503R
R356.2020.2.13.IK	20	20	90	21	30	25	17	31503R
R356.2525.2.13.IK	25	25	105	21	30	30	22	31503R
R356.1616.2.15.IK	16	16	75	22	28	21	10,8	31505R
R356.2020.2.15.IK	20	20	90	21	30	25	14,8	31505R
R356.2525.2.15.IK	25	25	105	21	30	30	19,8	31505R
L356.1616.2.13.IK	16	16	75	22	28	21	13	31503L
L356.2020.2.13.IK	20	20	90	21	30	25	17	31503L
L356.2525.2.13.IK	25	25	105	21	30	30	22	31503L
L356.1616.2.15.IK	16	16	75	22	28	21	10,8	31505L
L356.2525.2.15.IK	25	25	105	21	30	30	19,8	31505L

w voir plaquettes amovibles
w vd. inserti

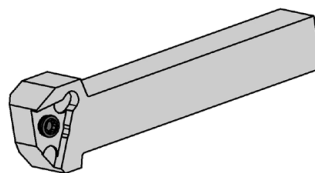
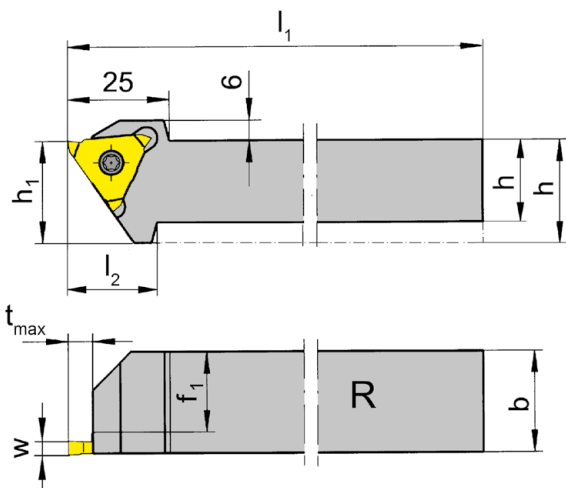
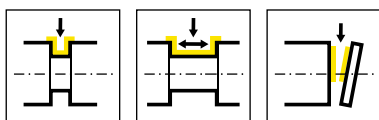
Profondeur de gorgee par rapport au ø de la pièce
Profondità gola in funzione al ø del pezzo in lavorazione

Dmax	tmax
35	5
50	4,5
75	4
125	3,5
200	3

Pièces Détachées

Ricambi

Porte outils Portainsero	Vis de serrage Vite di serraggio	Tournevis TORX PLUS® Cacciavite TORX PLUS®
R/L356...	5.12T20P	T20PQ



R = version à droite représentée
R = versione destra come in figura

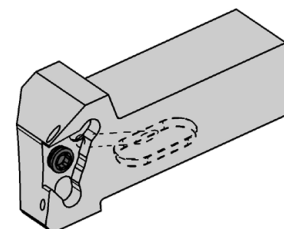
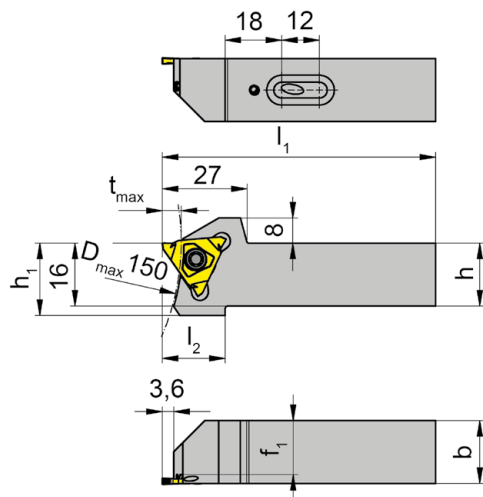
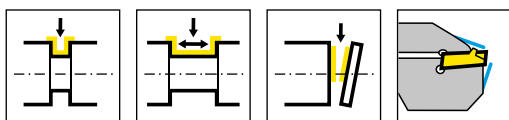
L = version à gauche
L = versione sinistra a specchio

N° de commande Codice prodotto	h	b	l ₁	l ₂	l ₃	h ₁	f ₁	t _{max}	HWS
R356.1212.S.03	12	12	100	20	25	20	9,2	5,5	S31503R
R356.1616.S.03	16	16	125	20	25	20	13,2	5,5	S31503R
R356.2020.S.03	20	20	125	-	25	20	17,2	5,5	S31503R
R356.2525.S.03	25	25	150	-	25	25	22,2	5,5	S31503R
L356.1212.S.03	12	12	100	20	25	20	9,2	5,5	S31503L
L356.1616.S.03	16	16	125	20	25	20	13,2	5,5	S31503L
L356.2020.S.03	20	20	125	-	25	20	17,2	5,5	S31503L
L356.2525.S.03	25	25	150	-	25	25	22,2	5,5	S31503L

Pièces Détachées

Ricambi

Porte outils Portainserto	Vis de serrage Vite di serraggio	Tournevis TORX PLUS® Cacciavite TORX PLUS®
R/L356.1212.S.03	5.10T20P	T20PQ
R/L356...	5.12T20P	T20PQ



R = version à droite représentée
R = versione destra come in figura

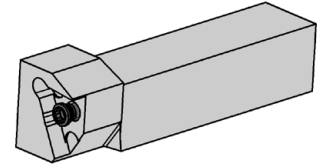
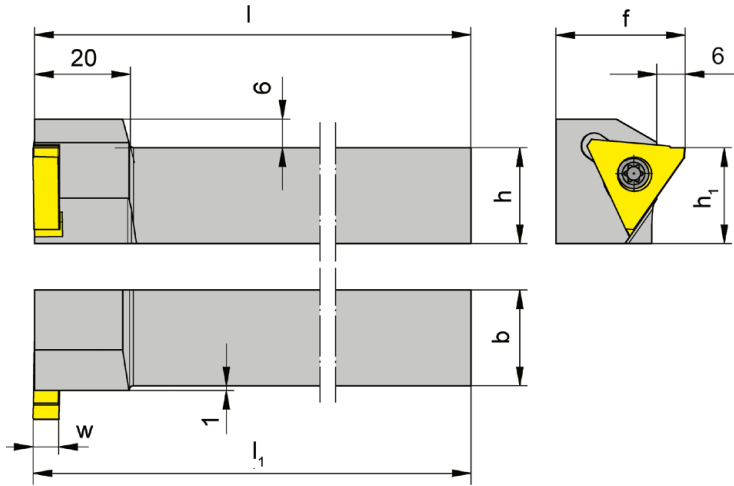
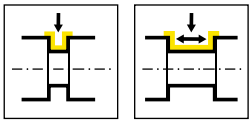
L = version à gauche
L = versione sinistra a specchio

N° de commande Codice prodotto	h	b	l ₁	l ₂	h ₁	f ₁	t _{max}	HWS
R356.2020.S.4.03.IK	20	20	87	20	23	17,2	6	S31503R
R356.2525.S.4.03.IK	25	25	104	20	28	22,2	6	S31503R
L356.2020.S.4.03.IK	20	20	87	20	23	17,2	6	S31503L
L356.2525.S.4.03.IK	25	25	104	20	28	22,2	6	S31503L

Pièces Détachées

Ricambi

Porte outils Portainsero	Vis de serrage Vite di serraggio	Tournevis TORX PLUS® Cacciavite TORX PLUS®
R/L356...	5.12T20P	T20PQ



R = version à droite représentée
R = versione destra come in figura

L = version à gauche
L = versione sinistra a specchio

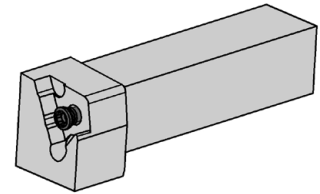
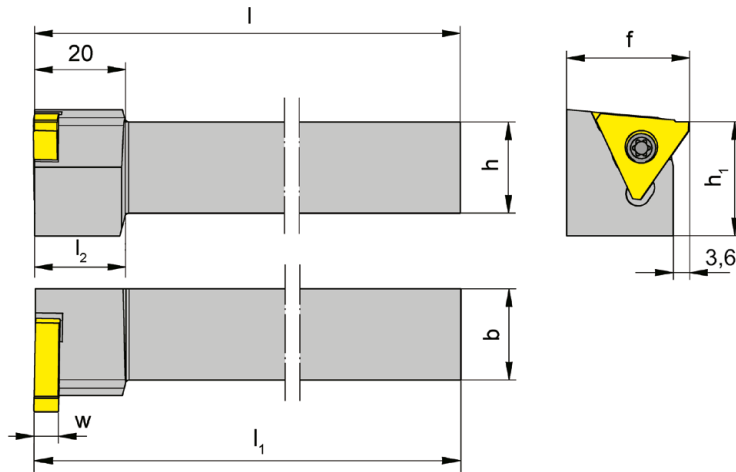
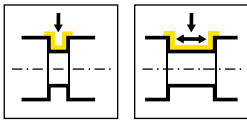
N° de commande Codice prodotto	h	b	l ₁	l	h ₁	f	HWS
R357.2020.05	20	20	125,3	125	20	27	31505L
R357.2525.05	25	25	150,3	150	25	32	31505L
L357.2020.05	20	20	125,3	125	20	27	31505R
L357.2525.05	25	25	150,3	150	25	32	31505R

w voir plaquettes amovibles
w vd. inserti

Pièces Détachées

Ricambi

Porte outils Portainsero	Vis de serrage Vite di serraggio	Tournevis TORX PLUS® Cacciavite TORX PLUS®
R/L357...	5.12T20P	T20PQ



R = version à droite représentée
R = versione destra come in figura

L = version à gauche
L = versione sinistra a specchio

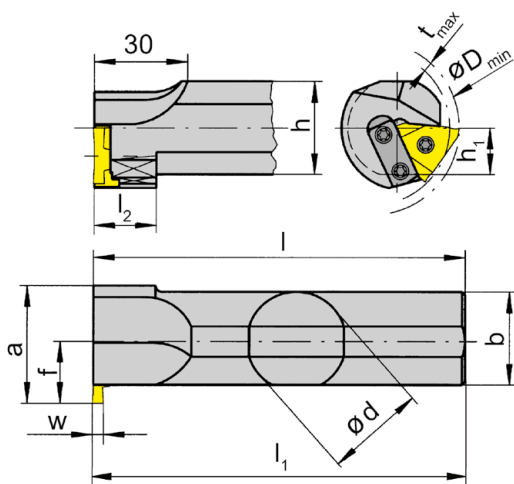
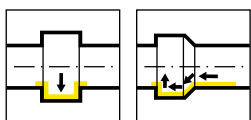
N° de commande Codice prodotto	h	b	l ₁	l	l ₂	h ₁	f	HWS
R357.2020.15	20	20	125,3	125	20	25	27	31505L
R357.2525.15	25	25	150,3	150	-	25	32	31505L
L357.2020.15	20	20	125,3	125	20	25	27	31505R
L357.2525.15	25	25	150,3	150	-	25	32	31505R

w voir plaquettes amovibles
w vd. inserti

Pièces Détachées

Ricambi

Porte outils Portainsero	Vis de serrage Vite di serraggio	Tournevis TORX PLUS® Cacciavite TORX PLUS®
R/L357...	5.12T20P	T20PQ



R = version à droite représentée
R = versione destra come in figura

L = version à gauche
L = versione sinistra a specchio

N° de commande Codice prodotto	d	l	l ₁	l ₂	h	a	h ₁	f	D _{min}	b	HWS
R333.0025.03	25	170	170,3	20	23	38	11,5	20	43	25	31503L
R333.0032.03	32	200	200,3	20	30	38	15	20	43	30	31503L
R333.0025.05	25	170	170,3	20	23	38	11,5	20	43	25	31505L
R333.0032.05	32	200	200,3	20	30	38	15	20	43	30	31505L
R333.0040.05	40	250	250,3	-	38	44	19	24	45	38	31505L
L333.0025.03	25	170	170,3	20	23	38	11,5	20	43	25	31503R
L333.0032.03	32	200	200,3	20	30	38	15	20	43	30	31503R
L333.0025.05	25	170	170,3	20	23	38	11,5	20	43	25	31505R
L333.0032.05	32	200	200,3	20	30	38	15	20	43	30	31505R
L333.0040.05	40	250	250,3	-	38	44	19	24	45	38	31505R

w voir plaquettes amovibles
w vd. inserti

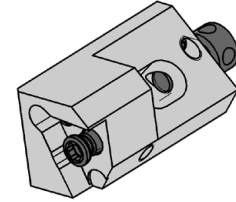
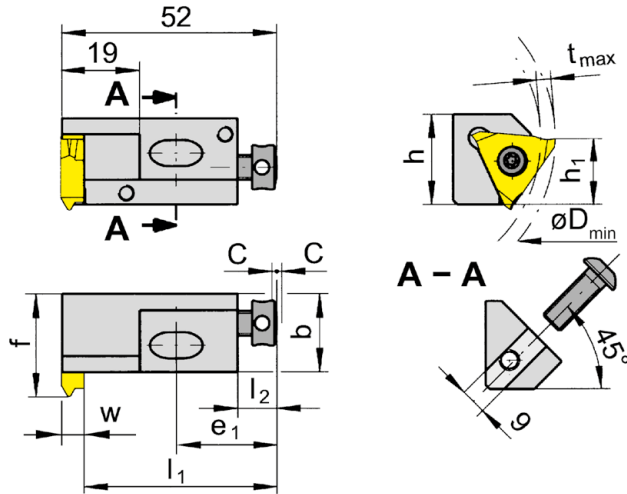
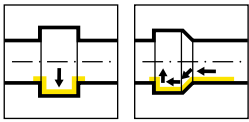
Profondeur de gorge selon le ø d'alésage
Profondità gola in funzione al ø del foro

Dmin	tmax
43	1,8
46	2
50	3
60	4
80	4,5
100	5

Pièces Détachées

Ricambi

Porte outils Portainsero	Vis de serrage Vite di serraggio	Tournevis TORX PLUS® Cacciavite TORX PLUS®
R/L333...	5.12T20P	T20PQ



R = version à droite représentée
R = versione destra come in figura

L = version à gauche
L = versione sinistra a specchio

N° de commande Codice prodotto	h	b	h ₁	f	l ₁	E ₁	l ₂	C	HWS	HMS
R357.1619.05	21	19	16	25	46,8	24	9	2	31505L	021001R
L357.1619.05	21	19	16	25	46,8	24	9	2	31505R	021001L

w voir plaquettes amovibles
w vd. inserti

Dimensions de logement voir pages suivantes
Per dimensioni sedi vedere pagine successive

Profondeur de gorge selon le ø d'alésage
Profondità gola in funzione al ø del foro

Dmin	tmax
50	3
60	4
80	4,5
100	5

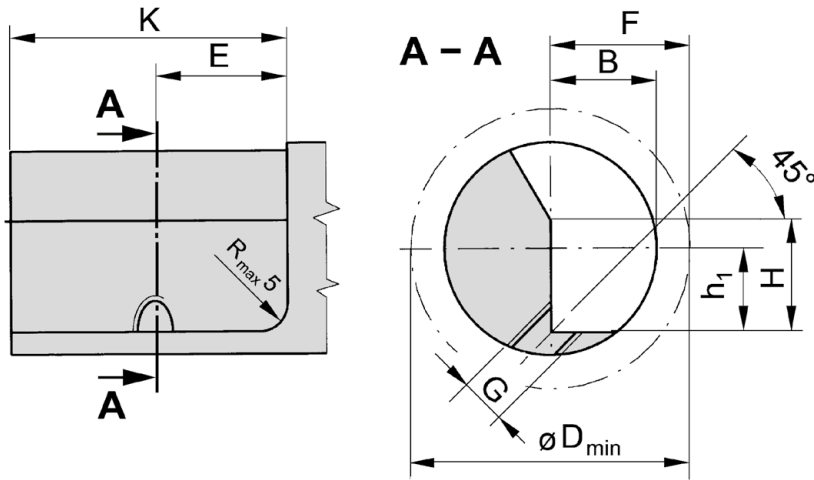
Pièces Détachées

Ricambi

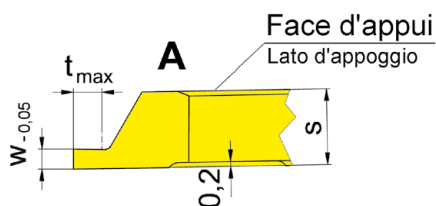
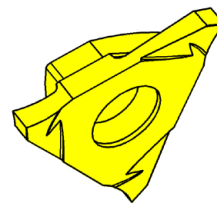
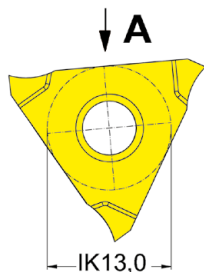
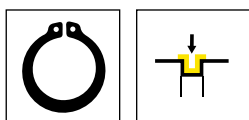
Cartouche Cartuccia	Vis de serrage Vite di serraggio	Vis Vite	Tournevis TORX PLUS® Cacciavite TORX PLUS®
R/L357.1619.05	4.08.913	6.12.020	T20PQ



P



Cartouche Cartuccia	F	G	H	K	E	B	h ₁	D _{min}	HWS	HMS	Vis de fixation Vite fissaggio
R/L357.1619.05	25	M8	21	50	24	19	16	50	31505R	021001L	8.25.351



R = version à droite représentée
R = versione destra come in figura

L = version à gauche
L = versione sinistra a specchio

▲ en stock
a stock

Nuance
Leghe
Δ 4 semaines
4 settimane

N° de commande Codice prodotto	w	Nw	t _{max}	s	HIS	TN32
R315.0034.32.00	0,34	0,3	0,6	3,2	31503R	Δ
R315.0044.32.00	0,44	0,4	0,7	3,2	31503R	Δ
R315.0050.32.00	0,57	0,5	0,7	3,2	31503R	▲
R315.0060.32.00	0,67	0,6	0,8	3,2	31503R	Δ
R315.0070.32.00	0,77	0,7	1,1	3,2	31503R	▲
R315.0080.32.00	0,87	0,8	1,2	3,2	31503R	▲
R315.0090.32.00	0,97	0,9	1,4	3,2	31503R	Δ
R315.0100.32.00	1,07	1	1,6	3,2	31503R	▲
L315.0034.32.00	0,34	0,3	0,6	3,2	31503L	Δ
L315.0044.32.00	0,44	0,4	0,7	3,2	31503L	Δ
L315.0050.32.00	0,57	0,5	0,7	3,2	31503L	Δ
L315.0060.32.00	0,67	0,6	0,8	3,2	31503L	Δ
L315.0070.32.00	0,77	0,7	1,1	3,2	31503L	Δ
L315.0080.32.00	0,87	0,8	1,2	3,2	31503L	Δ
L315.0090.32.00	0,97	0,9	1,4	3,2	31503L	Δ
L315.0100.32.00	1,07	1	1,6	3,2	31503L	Δ

Usinage extér.

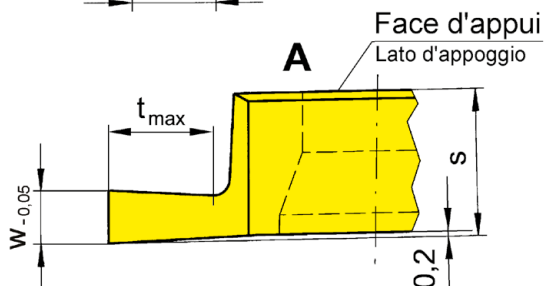
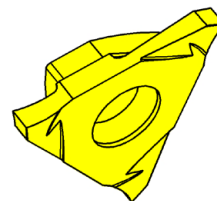
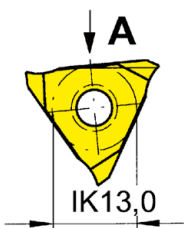
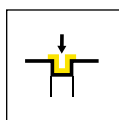
Plaquette à droite sur porte outil à droite 356, plaquette à gauche sur porte outil à gauche 356 utilisable

Lavorazione esterna:

356 - Montare inserto destro su portainserito destro e inserto sinistro su portainserito sinistro

P	●
M	-
K	-
N	-
S	-
H	-





R = version à droite représentée
R = versione destra come in figura

L = version à gauche
L = versione sinistra a specchio

▲ en stock
a stock

Nuance
Leghe
Δ 4 semaines
4 settimane

N° de commande Codice prodotto	w	Nw	t _{max}	s	HIS	Nuance Leghe					
						AL96	AS42	AS46	TC92	TF45	TN35
R315.0110.00	1,24	1,1	2	5,4	31505R	Δ	Δ		Δ	▲	▲
R315.0130.00	1,44	1,3	2	5,4	31505R	Δ	Δ		Δ	▲	▲
R315.0160.00	1,74	1,6	3	5,4	31505R	Δ	Δ	Δ	Δ	Δ	▲
R315.0185.00	1,99	1,85	3	5,4	31505R		Δ		Δ	Δ	▲
R315.0215.00	2,29	2,15	4	5,4	31505R		▲		Δ	Δ	▲
R315.0265.00	2,79	2,65	4	5,4	31505R		Δ		Δ	Δ	▲
R315.0315.00	3,29	3,15	5	5,4	31505R	Δ	Δ		Δ	▲	▲
R315.0415.00	4,29	4,15	5	5,4	31505R	Δ			Δ	▲	▲
L315.0110.00	1,24	1,1	2	5,4	31505L	Δ	Δ		Δ	Δ	▲
L315.0130.00	1,44	1,3	2	5,4	31505L	Δ	Δ		Δ	▲	▲
L315.0160.00	1,74	1,6	3	5,4	31505L	Δ	Δ		Δ	Δ	▲
L315.0185.00	1,99	1,85	3	5,4	31505L	Δ			Δ	Δ	▲
L315.0215.00	2,29	2,15	4	5,4	31505L	Δ	Δ		Δ	Δ	▲
L315.0265.00	2,79	2,65	4	5,4	31505L	Δ	Δ		Δ	Δ	▲
L315.0315.00	3,29	3,15	5	5,4	31505L	Δ	Δ		Δ		▲
L315.0415.00	4,29	4,15	5	5,4	31505L		Δ		Δ		▲
L315.0515.00	5,29	5,15	5	5,4	31505L						

Usinage extér.

Plaquette à droite sur porte outil à droite 356, plaquette à gauche sur porte outil à gauche 356 utilisable

Lavorazione esterna:

356 - Montare inserto destro su portainsero destro e inserto sinistro su portainsero sinistro

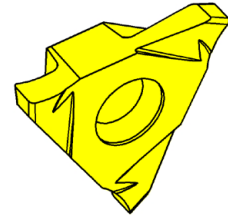
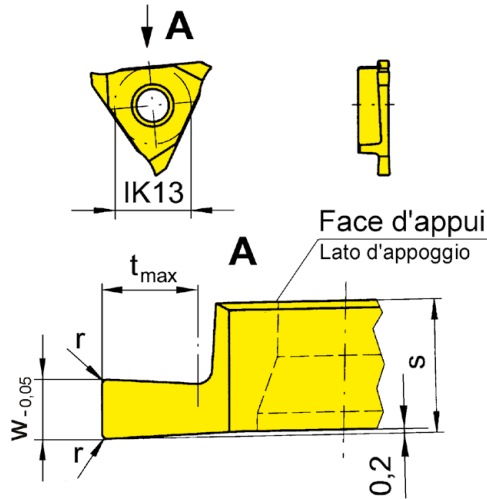
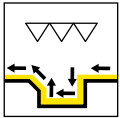
Usinage intér.

Plaquette à droite sur porte outil à gauche 333/357, plaquette à gauche sur porte outil à droite 333/357 utilisable

Lavorazione interna:

333/357 - Montare inserto destro su portainsero sinistro, inserto sinistro su portainsero destro.

	P	M	K	N	S	H
AL96	●	●	○	●	●	●
AS42	-	●	○	-	●	●
AS46	●	●	●	-	●	●
TC92	●	●	○	-	●	●
TF45	-	●	○	-	●	●
TN35	-	-	-	-	-	-



R = version à droite représentée
R = versione destra come in figura

L = version à gauche
L = versione sinistra a specchio

Nuance
Leghe
▲ en stock
a stock
Δ 4 semaines
4 settimane

N° de commande Codice prodotto	w	r	t _{max}	s	HIS	AL96	AS42	AS45	AS46	TC92	TF45	TN35
R315.0200.02	2	0,2	3	5,4	31505R	Δ	▲		Δ	Δ	Δ	▲
R315.0200.04	2	0,4	3	5,4	31505R	Δ	Δ			Δ	Δ	▲
R315.0300.02	3	0,2	4	5,4	31505R	Δ	▲			Δ	Δ	▲
R315.0300.04	3	0,4	4	5,4	31505R	Δ	Δ		Δ	Δ	Δ	▲
R315.0400.02	4	0,2	5	5,4	31505R		Δ					Δ
R315.0400.04	4	0,4	5	5,4	31505R		Δ					▲
R315.0500.02	5	0,2	5	5,4	31505R			Δ				
R315.0600.04	6	0,4	5	6,4	31506R			Δ				
R315.0800.04	8	0,4	5	8,4	31507R			Δ				
L315.0200.02	2	0,2	3	5,4	31505L	Δ	▲			Δ	Δ	▲
L315.0200.04	2	0,4	3	5,4	31505L	Δ	Δ			Δ	Δ	Δ
L315.0300.02	3	0,2	4	5,4	31505L	Δ	Δ			Δ	Δ	▲
L315.0300.04	3	0,4	4	5,4	31505L	Δ	Δ			Δ	Δ	▲
L315.0400.02	4	0,2	5	5,4	31505L		Δ					▲
L315.0400.04	4	0,4	5	5,4	31505L		Δ					▲
L315.0500.02	5	0,2	5	5,4	31505L			Δ				
L315.0600.04	6	0,4	5	6,4	31506L			▲				
L315.0800.04	8	0,4	5	8,4	31507L							

Usinage extér.

Plaquette à droite sur porte outil à droite 356, plaquette à gauche sur porte outil à gauche 356 utilisable

Lavorazione esterna:

356 - Montare inserto destro su portainsero destro e inserto sinistro su portainsero sinistro

Usinage intér.

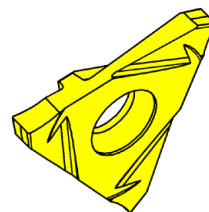
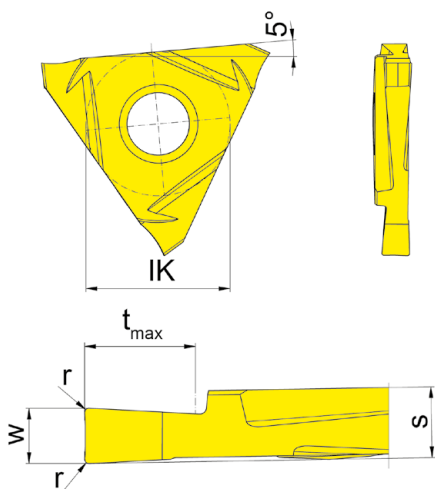
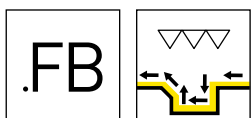
Plaquette à droite sur porte outil à gauche 333/357, plaquette à gauche sur porte outil à droite 333/357 utilisable

Lavorazione interna:

333/357 - Montare inserto destro su portainsero sinistro, inserto sinistro su portainsero destro.

P	●	●	●	○	●	●	●
M	-	●	●	○	-	●	●
K	●	●	●	●	-	●	●
N	●	●	○	○	-	●	●
S	-	●	●	○	-	●	●
H	-	-	-	-	-	-	-





R = version à droite représentée
R = versione destra come in figura

L = version à gauche
L = versione sinistra a specchio

▲ en stock
a stock

Nuance
Leghe
Δ 4 semaines
4 settimane

N° de commande Codice prodotto	w	r	t _{max}	s	HIS	H20
R315.FB25.02	2,5	0,2	5	3,2	31503R	▲
R315.FB30.02	3	0,2	5	3,2	31503R	▲
L315.FB25.02	2,5	0,2	5	3,2	31503L	▲
L315.FB30.02	3	0,2	5	3,2	31503L	▲

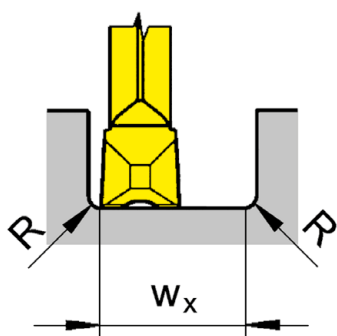
Calcul de la plus petite largeur de gorge w_x
Calcolo della larghezza di gola w_x più basso possibile

Exemple R315.FB30.02
Esempio

$w_x = 2 \times$ Largeur de gorge / Larghezza della gola $w - 2 \times$ Rayon d'angles plaque / Spigolo raggiato inserto r

$w_x = 2 \times 3 \text{ mm} - 2 \times 0,2 \text{ mm}$

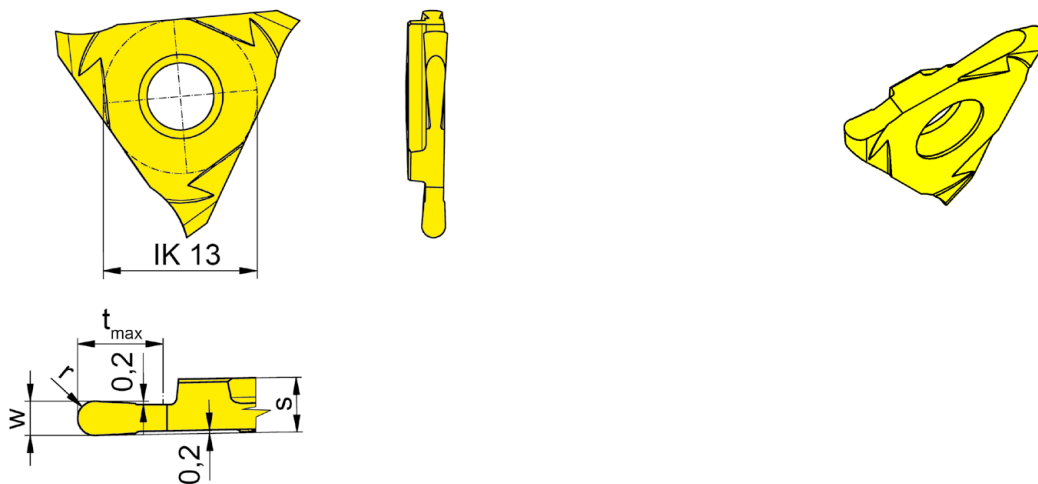
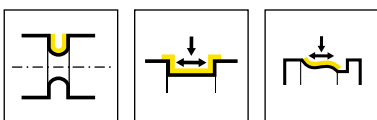
$w_x = 5,6 \text{ mm}$



Déroutement du processus
Percorso di lavoro



P	●
M	○
K	-
N	-
S	-
H	-



R = version à droite représentée
R = versione destra come in figura

L = version à gauche
L = versione sinistra a specchio

▲ en stock
a stock

Nuance
Leghe
Δ 4 semaines
4 settimane

N° de commande Codice prodotto	w	t _{max}	r	s	HIS	AS45
R315.0100.05	1	2,5	0,5	3,2	31503R	▲
R315.0120.06	1,2	3	0,6	3,2	31503R	▲
R315.0150.07	1,5	5	0,75	3,2	31503R	▲
R315.0160.08	1,6	5	0,8	3,2	31503R	▲
R315.0180.09	1,8	5	0,9	3,2	31503R	Δ
R315.0200.10	2	5	1	3,2	31503R	▲
R315.0220.11	2,2	5	1,1	3,2	31503R	Δ
R315.0250.12	2,5	5	1,25	3,2	31503R	▲
R315.0280.14	2,8	5	1,4	3,2	31503R	▲
R315.0300.15	3	5	1,5	3,2	31503R	▲
R315.0360.18	3,6	5	1,8	5,4	31505R	Δ
R315.0400.20	4	5	2	5,4	31505R	Δ
L315.0100.05	1	2,5	0,5	3,2	31503L	▲
L315.0120.06	1,2	3	0,6	3,2	31503L	▲
L315.0150.07	1,5	5	0,75	3,2	31503L	▲
L315.0160.08	1,6	5	0,8	3,2	31503L	Δ
L315.0180.09	1,8	5	0,9	3,2	31503L	Δ
L315.0200.10	2	5	1	3,2	31503L	▲
L315.0220.11	2,2	5	1,1	3,2	31503L	Δ
L315.0250.12	2,5	5	1,25	3,2	31503L	▲
L315.0280.14	2,8	5	1,4	3,2	31503L	Δ
L315.0300.15	3	5	1,5	3,2	31503L	Δ
L315.0360.18	3,6	5	1,8	5,4	31505L	Δ
L315.0400.20	4	5	2	5,4	31505L	Δ

Usage extér.

Plaquette à droite sur porte outil à droite 356, plaquette à gauche sur porte outil à gauche 356 utilisable

Lavorazione esterna:

356 - Montare inserto destro su portainserito destro e inserto sinistro su portainserito sinistro

Usage intér.

Plaquette à droite sur porte outil à gauche 333/357, plaquette à gauche sur porte outil à droite 333/357 utilisable

Lavorazione interna:

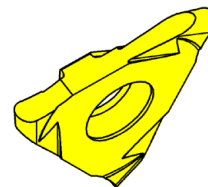
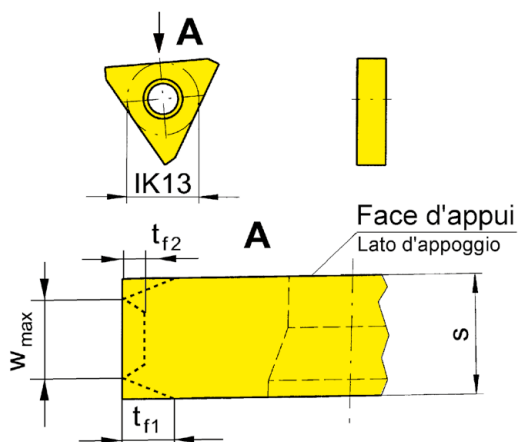
333/357 - Montare inserto destro su portainserito sinistro, inserto sinistro su portainserito destro.

Largeur de gorge supérieur à 1,6 mm uniquement recommandé pour de la gorge
Larghezza gola fino a 1,6 mm consigliata solo in esecuzione gole

P	●
M	●
K	●
N	○
S	●
H	-



P



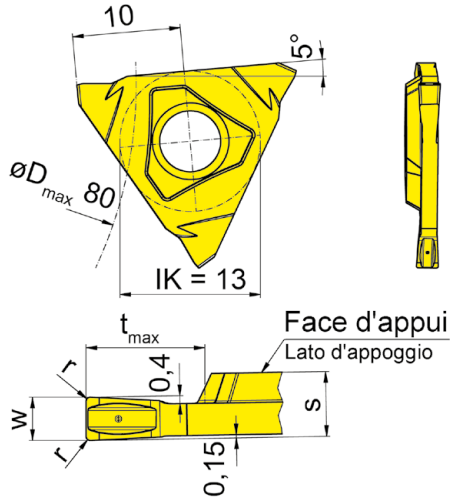
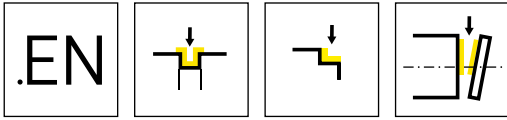
R = version à droite représentée
R = versione destra come in figura

L = version à gauche
L = versione sinistra a specchio

▲ en stock
oa stock

Nuance
Leghe
Δ 4 semaines
4 settimane

N° de commande Codice prodotto	w _{max}	t _{f1}	t _{f2}	s	EG35	TN35	TI25	TA45	TA46
R/L315...	3,05	5	-	3,25					
R/L315...	5,25	5	2	5,45					
R/L315...	5,9	5	2	6,1					
R/L315...	6,4	5	2	6,6					
R/L315...	6,9	5	2	7,1					
R/L315...	7,3	5	2	7,5					
R/L315...	8,3	5	2	8,5					
R/L315...	9,3	5	2	9,5					
R/L315...	10,3	5	2	10,5					
R/L315...	13,3	5	2	13,5					
R/L315...	15,3	5	2	15,5					
					SUR DEMANDE SU RICHIESTA				
					P				
					M				
					K				
					N				
					S				
					H				



R = version à droite représentée
R = versione destra come in figura

L = version à gauche
L = versione sinistra a specchio

▲ en stock
a stock

Nuance
Leghe
Δ 4 semaines
4 settimane

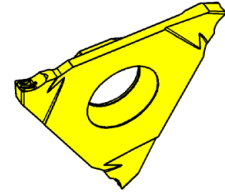
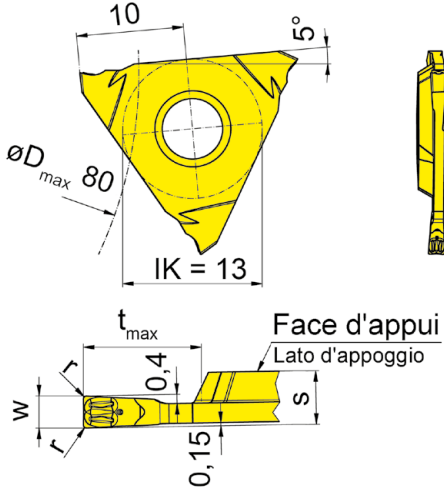
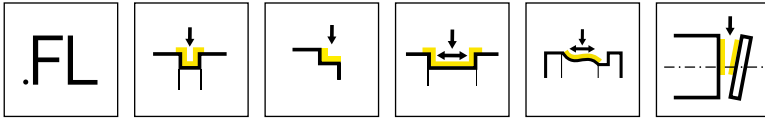
N° de commande Codice prodotto	w	r	t _{max}	s	HIS	EG5G
RS315.0200.EN2	2	0,2	5,5	3	S31503R	▲
LS315.0200.EN2	2	0,2	5,5	3	S31503L	▲
						P ●
						M ○
						K ○
						N -
						S -
						H -



Plaquette amovible

Inserto

S315



P

R = version à droite représentée
R = versione destra come in figura

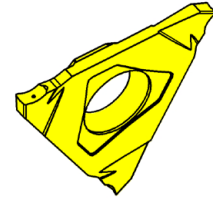
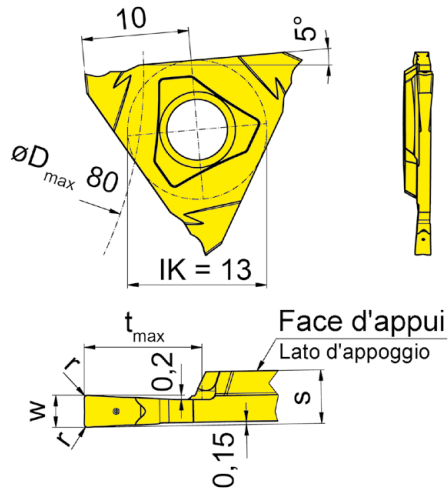
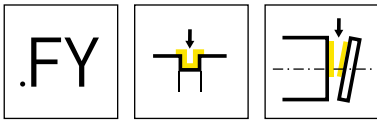
L = version à gauche
L = versione sinistra a specchio

▲ en stock
a stock

Δ 4 semaines
4 settimane

Nuance
Leghe

N° de commande Codice prodotto	w	r	t _{max}	s	HIS	EG55
RS315.0150.FL15	1,5	0,15	5,5	2,5	S31503R	▲
LS315.0150.FL15	1,5	0,15	5,5	2,5	S31503L	▲
						P ●
						M ○
						K ○
						N -
						S -
						H -



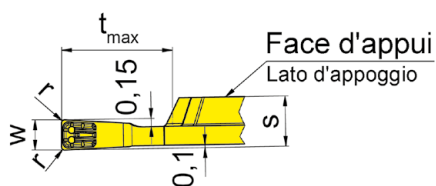
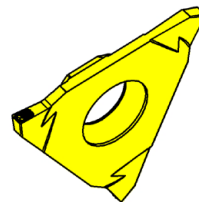
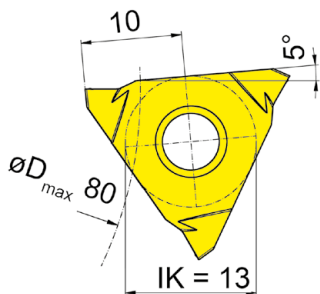
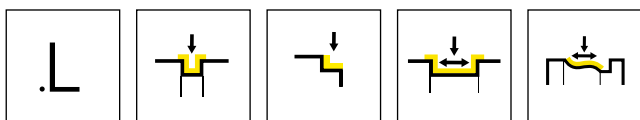
R = version à droite représentée
R = versione destra come in figura

L = version à gauche
L = versione sinistra a specchio

▲ en stock
a stock

Nuance
Leghe
Δ 4 semaines
4 settimane

N° de commande Codice prodotto	w	r	t _{max}	s	HIS	EG55
RS315.0150.FY15	1,5	0,15	5,5	2,5	S31503R	▲
RS315.0200.FY2	2	0,2	5,5	3	S31503R	▲
LS315.0150.FY15	1,5	0,15	5,5	2,5	S31503L	▲
LS315.0200.FY2	2	0,2	5,5	3	S31503L	▲
						P ●
						M ○
						K ○
						N -
						S -
						H -



R = version à droite représentée
R = versione destra come in figura

L = version à gauche
L = versione sinistra a specchio

▲ en stock
a stock

Nuance
Leghe
Δ 4 semaines
4 settimane

N° de commande Codice prodotto	w	r	t _{max}	s	HIS	EG55
RS315.0110.L1	1,1	0,1	5,5	2,5	S31503R	▲
RS315.0130.L1	1,3	0,1	5,5	2,5	S31503R	▲
RS315.0150.L15	1,5	0,15	5,5	2,5	S31503R	▲
RS315.0200.L2	2	0,2	5,5	3	S31503R	▲
LS315.0110.L1	1,1	0,1	5,5	2,5	S31503L	▲
LS315.0130.L1	1,3	0,1	5,5	2,5	S31503L	▲
LS315.0150.L15	1,5	0,15	5,5	2,5	S31503L	▲
LS315.0200.L2	2	0,2	5,5	3	S31503L	▲

P	●
M	o
K	o
N	-
S	-
H	-

S316



Porte outils et plaquettes

Largeur de gorge 1,5 - 3 mm

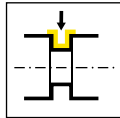
Portainserito e inserti

Larghezza della gola 1,5 - 3 mm

Géométries et avances
Geometrie e avanzamenti


Page/Pag.
455

Porte outils
Portainsero
H316/HC316



Page/Pag.
456-458,
462-463


Plaquette amovible
Inserto
S316



Page/Pag.
459



Page/Pag.
460

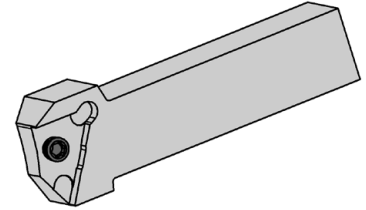
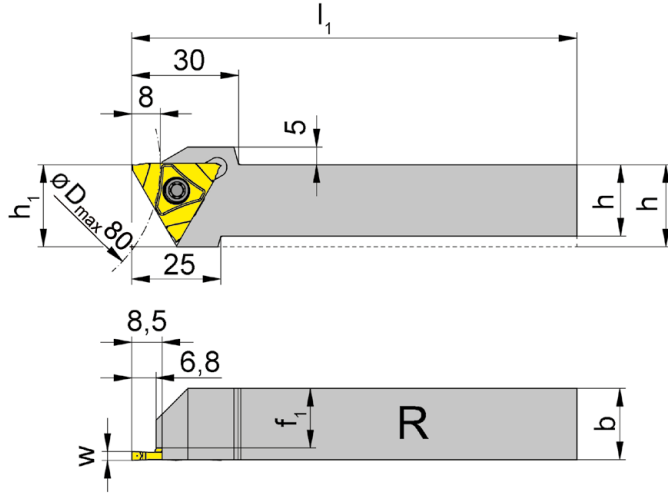
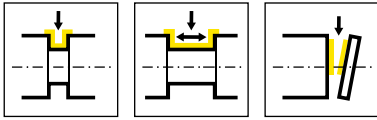


Page/Pag.
461



Géométrie Geometria	Matière Materiale	Avance f [mm/trs] Avanzamento f [mm/giro]	Usinage Lavorazione						
	<table border="1"> <tr> <td>P</td> <td>M</td> <td>K</td> </tr> <tr> <td>N</td> <td>S</td> <td>H</td> </tr> </table>	P	M	K	N	S	H	<p>↓ 0,10-0,45</p> <p>↔ 0,15-0,60</p>	
P	M	K							
N	S	H							
	<table border="1"> <tr> <td>P</td> <td>M</td> <td>K</td> </tr> <tr> <td>N</td> <td>S</td> <td>H</td> </tr> </table>	P	M	K	N	S	H	<p>↓ 0,10-0,45</p>	
P	M	K							
N	S	H							
	<table border="1"> <tr> <td>P</td> <td>M</td> <td>K</td> </tr> <tr> <td>N</td> <td>S</td> <td>H</td> </tr> </table>	P	M	K	N	S	H	<p>↓ 0,03-0,15</p>	
P	M	K							
N	S	H							





R = version à droite représentée
R = versione destra come in figura

L = version à gauche
L = versione sinistra a specchio

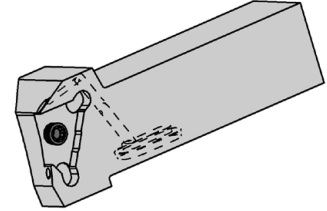
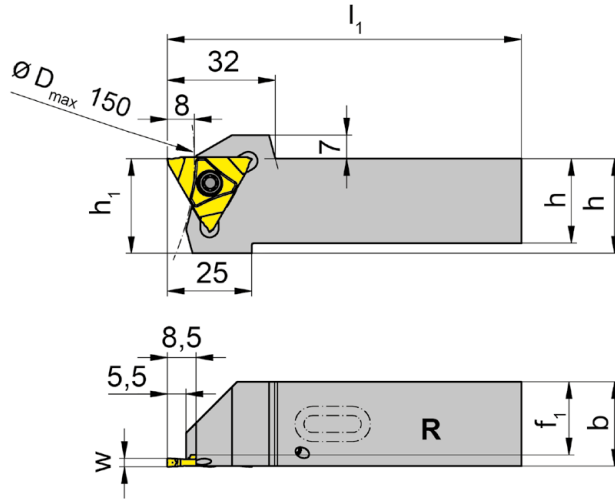
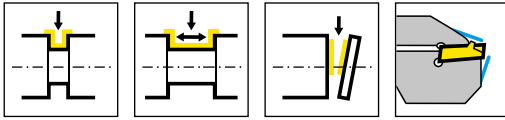
N° de commande Codice prodotto	h	b	l ₁	h ₁	f ₁	HWS
RH316.1616.S3.03	16	16	125	23	12,7	S31603R
RH316.2020.S3.03	20	20	125	23	16,7	S31603R
RH316.2525.S3.03	25	25	150	25	21,7	S31603R
RH316.3225.S3.03	32	25	150	32	21,7	S31603R
LH316.1616.S3.03	16	16	125	23	12,7	S31603L
LH316.2020.S3.03	20	20	125	23	16,7	S31603L
LH316.2525.S3.03	25	25	150	25	21,7	S31603L
LH316.3225.S3.03	32	25	150	32	21,7	S31603L

w voir plaquettes amovibles
w vd. inserti

Pièces Détachées

Ricambi

Porte outils Portainsero	Vis de serrage Vite di serraggio	Tournevis TORX PLUS® Cacciavite TORX PLUS®
R/LH316...	5.12T20P	T20PQ



R = version à droite représentée
R = versione destra come in figura

L = version à gauche
L = versione sinistra a specchio

N° de commande Codice prodotto	h	b	l ₁	h ₁	f ₁	HWS
RH316.2020.S3.03.IK	20	20	90	28	16,7	S31603R
RH316.2525.S3.03.IK	25	25	105	28	21,7	S31603R
RH316.2020.S5.05.IK	20	20	90	28	14,8	S31605R
RH316.2525.S5.05.IK	25	25	105	28	19,8	S31605R
LH316.2020.S3.03.IK	20	20	90	28	16,7	S31603L
LH316.2525.S3.03.IK	25	25	105	28	21,7	S31603L
LH316.2525.S5.05.IK	25	25	105	28	19,8	S31605L

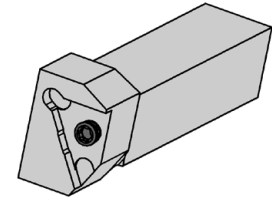
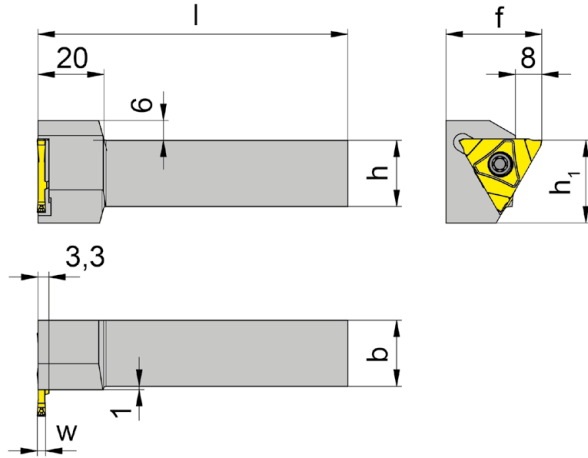
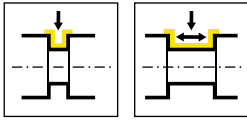
w voir plaquettes amovibles
w vd. inserti

Pièces Détachées

Ricambi

Porte outils Portainsero	Vis de serrage Vite di serraggio	Tournevis TORX PLUS® Cacciavite TORX PLUS®
R/LH316...	5.12T20P	T20PQ





R = version à droite représentée
R = versione destra come in figura

L = version à gauche
L = versione sinistra a specchio

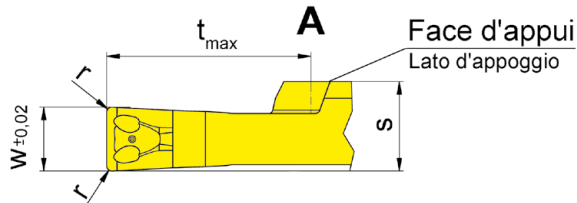
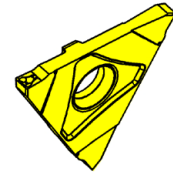
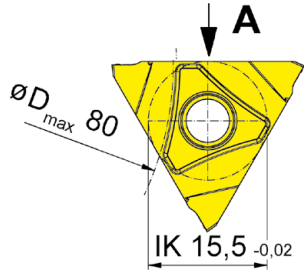
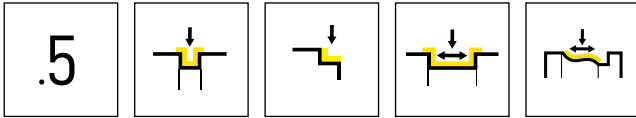
N° de commande Codice prodotto	h	b	l	h ₁	f	HWS
RHC316.1616.S3.03	16	16	125	25	29	S31603L
RHC316.2020.S3.03	20	20	125	25	29	S31603L
RHC316.2525.S3.03	25	25	150	25	34	S31603L
RHC316.3225.S3.03	32	25	150	32	34	S31603L
LHC316.1616.S3.03	16	16	125	25	29	S31603R
LHC316.2020.S3.03	20	20	125	25	29	S31603R
LHC316.2525.S3.03	25	25	150	25	34	S31603R
LHC316.3225.S3.03	32	25	150	32	34	S31603R

w voir plaquettes amovibles
w vd. inserti

Pièces Détachées

Ricambi

Porte outils Portainsero	Vis de serrage Vite di serraggio	Tournevis TORX PLUS® Cacciavite TORX PLUS®
R/LHC316...	5.12T20P	T20PQ



R = version à droite représentée
R = versione destra come in figura

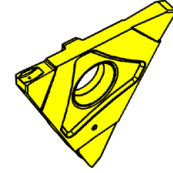
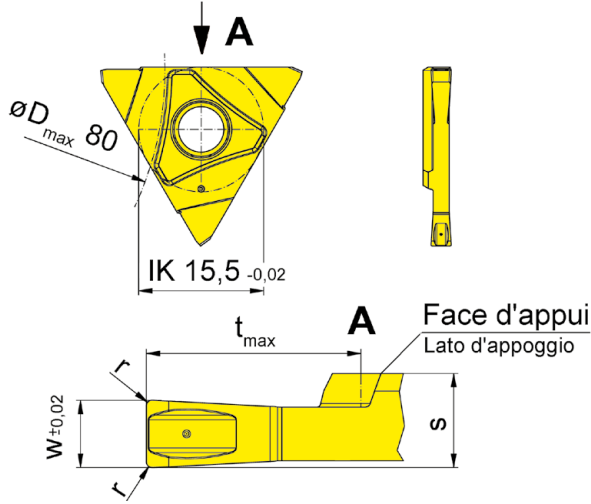
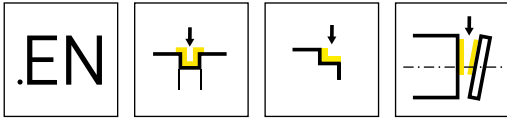
L = version à gauche
L = versione sinistra a specchio

▲ en stock
a stock

Nuance
Leghe
Δ 4 semaines
4 settimane

N° de commande Codice prodotto	w	r	t_{max}	s	HIS	AS45
RS316.0200.52	2	0,2	8	3,5	S31603R	▲
RS316.0250.52	2,5	0,2	8	3,5	S31603R	▲
RS316.0300.52	3	0,2	8	3,5	S31603R	▲
LS316.0200.52	2	0,2	8	3,5	S31603L	▲
LS316.0250.52	2,5	0,2	8	3,5	S31603L	▲
LS316.0300.52	3	0,2	8	3,5	S31603L	▲
						P ●
						M ●
						K ●
						N ○
						S ●
						H -





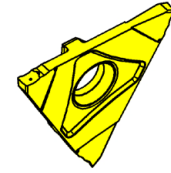
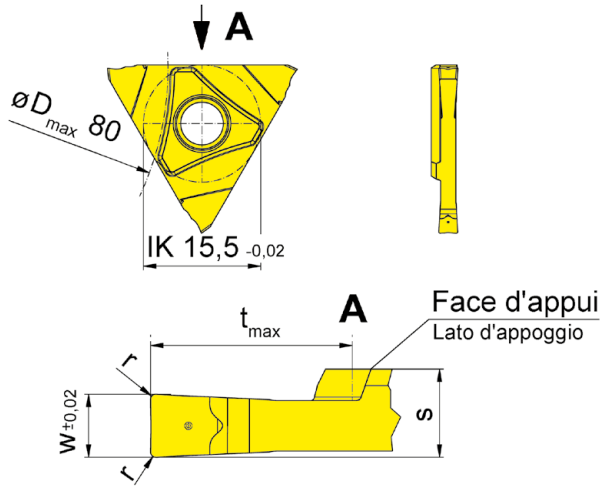
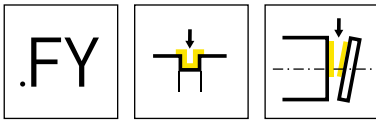
R = version à droite représentée
R = versione destra come in figura

L = version à gauche
L = versione sinistra a specchio

▲ en stock
a stock

Nuance
Leghe
Δ 4 semaines
4 settimane

N° de commande Codice prodotto	w	r	t _{max}	s	HIS	AS6G
RS316.0200.EN2	2	0,2	8	3,5	S31603R	▲
RS316.0250.EN2	2,5	0,2	8	3,5	S31603R	▲
RS316.0300.EN2	3	0,2	8	3,5	S31603R	Δ
LS316.0200.EN2	2	0,2	8	3,5	S31603L	▲
LS316.0250.EN2	2,5	0,2	8	3,5	S31603L	▲
LS316.0300.EN2	3	0,2	8	3,5	S31603L	▲
						P ●
						M ●
						K ●
						N ●
						S ●
						H -



R = version à droite représentée
R = versione destra come in figura

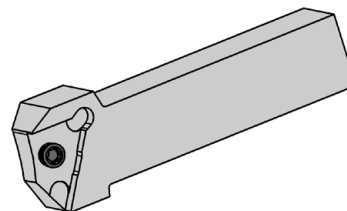
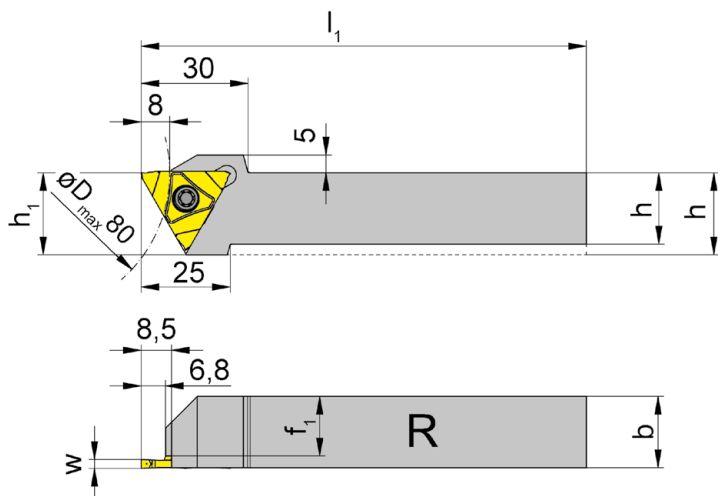
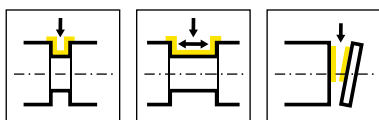
L = version à gauche
L = versione sinistra a specchio

▲ en stock
a stock

Nuance
Leghe
Δ 4 semaines
4 settimane

N° de commande Codice prodotto	w	r	t _{max}	s	HIS	Tl25
RS316.0150.FY1	1,5	0,1	8	3,3	S31603R	▲
RS316.0200.FY2	2	0,2	8	3,5	S31603R	▲
RS316.0250.FY2	2,5	0,2	8	3,5	S31603R	▲
RS316.0300.FY2	3	0,2	8	3,5	S31603R	▲
LS316.0150.FY1	1,5	0,1	8	3,3	S31603L	▲
LS316.0200.FY2	2	0,2	8	3,5	S31603L	▲
LS316.0250.FY2	2,5	0,2	8	3,5	S31603L	Δ
LS316.0300.FY2	3	0,2	8	3,5	S31603L	Δ
						P ●
						M ●
						K ●
						N ●
						S ●
						H -





R = version à droite représentée
R = versione destra come in figura

L = version à gauche
L = versione sinistra a specchio

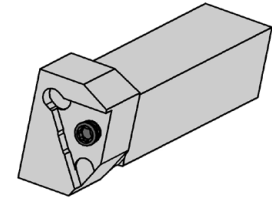
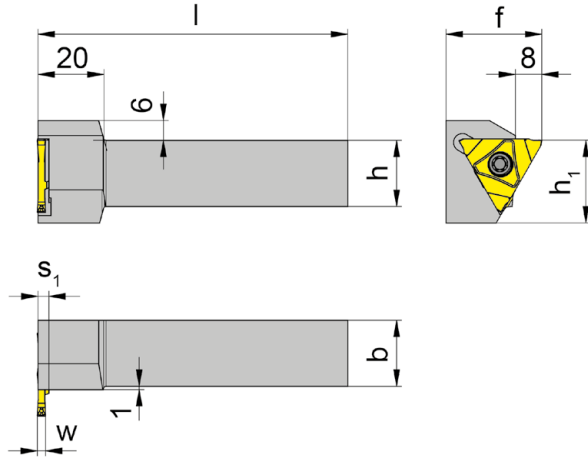
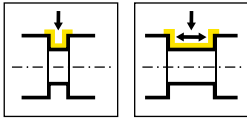
N° de commande Codice prodotto	h	b	l ₁	h ₁	f ₁	HWS
RH316.1616.03	16	16	125	23	12,7	31603R
RH316.2020.03	20	20	125	23	16,7	31603R
RH316.2525.03	25	25	150	25	21,7	31603R
RH316.3225.03	32	25	150	32	21,7	31603R
RH316.2525.05	25	25	150	25	25,2	31605R
LH316.1616.03	16	16	125	23	12,7	31603L
LH316.2020.03	20	20	125	23	16,7	31603L
LH316.2525.03	25	25	150	25	21,7	31603L
LH316.3225.03	32	25	150	32	21,7	31603L
LH316.2525.05	25	25	150	25	25,2	31605L

w voir plaquettes amovibles
w vd. inserti

Pièces Détachées

Ricambi

Porte outils Portainsero	Vis de serrage Vite di serraggio	Tournevis TORX PLUS® Cacciavite TORX PLUS®
R/LH316...	5.12T20P	T20PQ



R = version à droite représentée
R = versione destra come in figura

L = version à gauche
L = versione sinistra a specchio

N° de commande Codice prodotto	h	b	l	h ₁	f	s ₁	HWS
RHC316.1616.03	16	16	125	25	29	3,3	31603L
RHC316.2020.03	20	20	125	25	29	3,3	31603L
RHC316.2525.03	25	25	150	25	34	3,3	31603L
RHC316.3225.03	32	25	150	32	34	3,3	31603L
RHC316.2020.05	20	20	125	25	29	5,2	31605L
RHC316.3225.05	32	25	150	32	34	5,2	31605L
LHC316.1616.03	16	16	125	25	29	3,3	31603R
LHC316.2020.03	20	20	125	25	29	3,3	31603R
LHC316.2525.03	25	25	150	25	34	3,3	31603R
LHC316.3225.03	32	25	150	32	34	3,3	31603R
LHC316.2020.05	20	20	125	25	29	5,2	31605R
LHC316.2525.05	25	25	150	25	34	5,2	31605R
LHC316.3225.05	32	25	150	32	34	5,2	31605R


w voir plaquettes amovibles
w vd. inserti

Pièces Détachées

Ricambi

Porte outils Portainsero	Vis de serrage Vite di serraggio	Tournevis TORX PLUS® Cacciavite TORX PLUS®
R/LHC316...	5.12T20P	T20PQ

Q



S64T



Porte outils et plaquettes

Largeur de gorge 0,5 - 3,15 mm

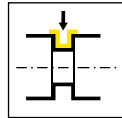
Portainserito e inserti

Larghezza della gola 0,5 - 3,15 mm

Géométries et avances
Geometrie e avanzamenti


Page/Pag.
467

Porte outils
Portainsero
H64T



Page/Pag.
468-470


Plaquette amovible
Inserto
S64T



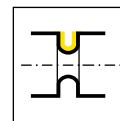
Page/Pag.
471



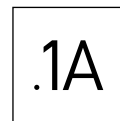
Page/Pag.
472



Page/Pag.
473



Page/Pag.
474



Page/Pag.
475

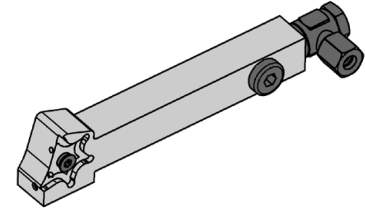
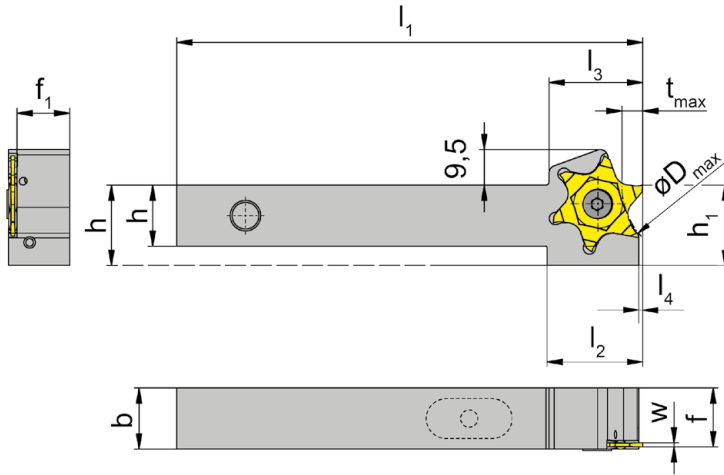
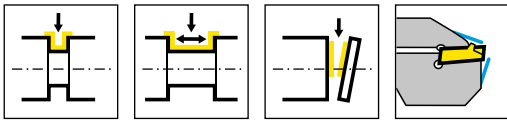


Page/Pag.
476

R

Géométrie Geometria	Matière Materiale	Avance f [mm/trs] Avanzamento f [mm/giro]	Usinage Lavorazione						
	<table border="1"> <tr> <td>P</td> <td>M</td> <td>K</td> </tr> <tr> <td>N</td> <td>S</td> <td>H</td> </tr> </table>	P	M	K	N	S	H	<p>↓ 0,02-0,12</p>	
P	M	K							
N	S	H							
	<table border="1"> <tr> <td>P</td> <td>M</td> <td>K</td> </tr> <tr> <td>N</td> <td>S</td> <td>H</td> </tr> </table>	P	M	K	N	S	H	<p>↓ 0,03-0,12</p>	
P	M	K							
N	S	H							
	<table border="1"> <tr> <td>P</td> <td>M</td> <td>K</td> </tr> <tr> <td>N</td> <td>S</td> <td>H</td> </tr> </table>	P	M	K	N	S	H	<p>↓ 0,05-0,15 ↔ 0,05-0,20</p>	
P	M	K							
N	S	H							
	<table border="1"> <tr> <td>P</td> <td>M</td> <td>K</td> </tr> <tr> <td>N</td> <td>S</td> <td>H</td> </tr> </table>	P	M	K	N	S	H	<p>↓ 0,02-0,10 ↔ 0,0015-0,07</p>	
P	M	K							
N	S	H							

R



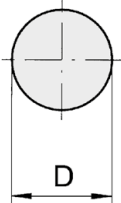
L = version à gauche représentée
L = versione sinistra come in figura

R = version à droite
R = versione destra a specchio

N° de commande Codice prodotto	h	b	l_1	l_2	l_3	h_1	f_1	f	l_4	Arrosage Lubrificazione	HWS
RH64T.1616.4.10.IK	16	16	125	25	24,5	21	13,8	f_1+w+a_1	1	VDI	64T01N
RH64T.2020.4.10.IK	20	20	125	25	24,5	25	17,8	f_1+w+a_1	1	VDI	64T01N
RH64T.2525.4.10.IK	25	25	125	25	24,5	25	22,8	f_1+w+a_1	1	VDI	64T01N
RH64T.1616.4.20.IK	16	16	125	25	24,5	21	13,3	f_1+w+a_1	1	VDI	64T02N
RH64T.2020.4.20.IK	20	20	125	25	24,5	25	17,3	f_1+w+a_1	1	VDI	64T02N
RH64T.2525.4.20.IK	25	25	125	25	24,5	25	22,3	f_1+w+a_1	1	VDI	64T02N
LH64T.2020.4.10.IK	20	20	125	25	24,5	25	17,8	f_1+w+a_1	1	VDI	64T01N
LH64T.2525.4.10.IK	25	25	125	25	24,5	30	22,8	f_1+w+a_1	1	VDI	64T01N
LH64T.1616.4.20.IK	16	16	125	25	24,5	21	13,3	f_1+w+a_1	1	VDI	64T02N
LH64T.2020.4.20.IK	20	20	125	25	24,5	25	17,3	f_1+w+a_1	1	VDI	64T02N
LH64T.2525.4.20.IK	25	25	125	25	24,5	30	22,3	f_1+w+a_1	1	VDI	64T02N

w voir plaquettes amovibles
w vd. inserti

Gorge et Tronçonnage de tube
Gole e Troncatura tubi

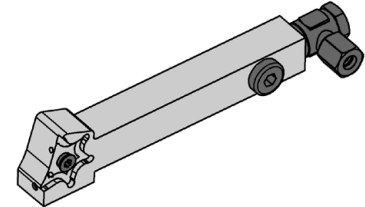
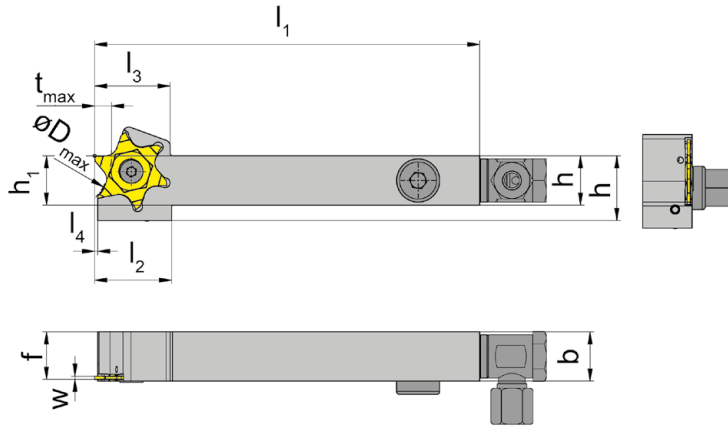
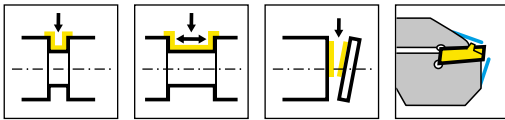


Dmin	tmax
40	5,5
45	5
50	4,5
55	4
65	3,5
70	3,5
80	3
100	2,5

Pièces Détachées

Ricambi

Porte outils Portainserito	Vis de serrage Vite di serraggio	Tournevis TORX PLUS® Cacciavite TORX PLUS®
R/LH64T...	030.4010.T15P	T15PQ



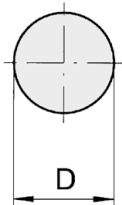
R = version à droite représentée
R = versione destra come in figura

L = version à gauche
L = versione sinistra a specchio

N° de commande Codice prodotto	h	b	l ₁	l ₂	l ₃	h ₁	f ₁	f	l ₄	Arrosage Lubrificazione	HWS
RH64T.1212.6.10.IK	12	12	125	25	24,5	19	9,8	f ₁ +w+a ₁	1	G1/8	64T01N
RH64T.1616.6.10.IK	16	16	125	25	24,5	21	13,8	f ₁ +w+a ₁	1	G1/8	64T01N
RH64T.2020.6.10.IK	20	20	125	25	24,5	25	17,8	f ₁ +w+a ₁	1	G1/8	64T01N
RH64T.2525.6.10.IK	25	25	125	25	24,5	25	22,8	f ₁ +w+a ₁	1	G1/8	64T01N
RH64T.1212.6.20.IK	12	12	125	25	24,5	19	9,3	f ₁ +w+a ₁	1	G1/8	64T02N
RH64T.1616.6.20.IK	16	16	125	25	24,5	21	13,3	f ₁ +w+a ₁	1	G1/8	64T02N
RH64T.2020.6.20.IK	20	20	125	25	24,5	25	17,3	f ₁ +w+a ₁	1	G1/8	64T02N
RH64T.2525.6.20.IK	25	25	125	25	24,5	25	22,3	f ₁ +w+a ₁	1	G1/8	64T02N
LH64T.1212.6.10.IK	12	12	125	25	24,5	19	9,8	f ₁ +w+a ₁	1	G1/8	64T01N
LH64T.1616.6.10.IK	16	16	125	25	24,5	21	13,8	f ₁ +w+a ₁	1	G1/8	64T01N
LH64T.2020.6.10.IK	20	20	125	25	24,5	25	17,8	f ₁ +w+a ₁	1	G1/8	64T01N
LH64T.2525.6.10.IK	25	25	125	25	24,5	25	22,8	f ₁ +w+a ₁	1	G1/8	64T01N
LH64T.1212.6.20.IK	12	12	125	25	24,5	19	9,3	f ₁ +w+a ₁	1	G1/8	64T02N
LH64T.1616.6.20.IK	16	16	125	25	24,5	21	13,3	f ₁ +w+a ₁	1	G1/8	64T02N
LH64T.2020.6.20.IK	20	20	125	25	24,5	25	17,3	f ₁ +w+a ₁	1	G1/8	64T02N
LH64T.2525.6.20.IK	25	25	125	25	24,5	25	22,3	f ₁ +w+a ₁	1	G1/8	64T02N

w voir plaquettes amovibles
w vd. inserti

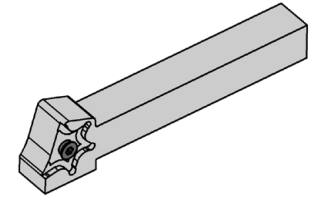
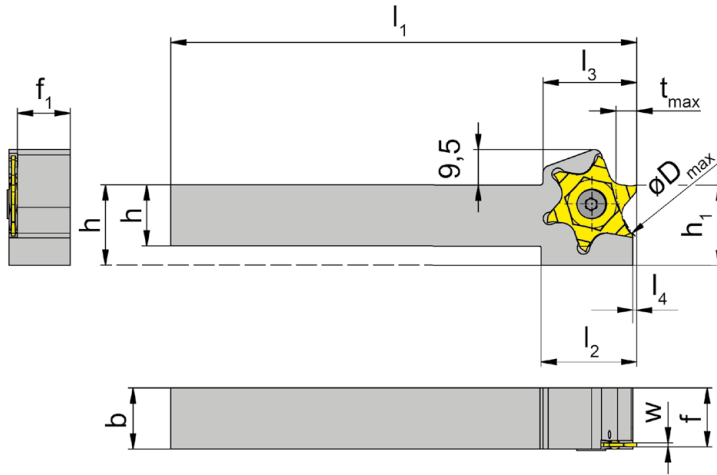
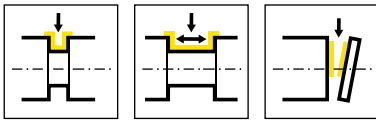
Gorge et Tronçonnage de tube
Gole e Troncatura tubi



Dmin	tmax
40	5,5
45	5
50	4,5
55	4
65	3,5
70	3,5
80	3
100	2,5

Pièces Détachées
Ricambi

Porte outils Portainsero	Arrosage Lubrificazione	Vis de serrage Vite di serraggio	Tournevis TORX PLUS® Cacciavite TORX PLUS®	Vis Vite
R/LH64T.1212.6...	004.00.22	030.4010.T15P	T15PQ	
R/LH64T...	004.00.16	030.4010.T15P	T15PQ	004.00.26



R

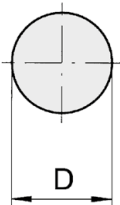
L = version à gauche représentée
L = versione sinistra come in figura

R = version à droite
R = versione destra a specchio

N° de commande Codice prodotto	h	b	l ₁	l ₂	l ₃	h ₁	f ₁	f	l ₄	HWS
RH64T.1212.10	12	12	125	25	25,4	19	9,8	f ₁ +w+a ₁	1	64T01N
RH64T.1616.10	16	16	125	25	25,4	21	13,8	f ₁ +w+a ₁	1	64T01N
RH64T.2020.10	20	20	125	25	25,4	25	17,8	f ₁ +w+a ₁	1	64T01N
RH64T.2525.10	25	25	125	-	25,4	25	22,8	f ₁ +w+a ₁	1	64T01N
RH64T.1212.20	12	12	125	25	25,4	19	9,3	f ₁ +w+a ₁	1	64T02N
RH64T.1616.20	16	16	125	25	25,4	21	13,3	f ₁ +w+a ₁	1	64T02N
RH64T.2020.20	20	20	125	25	25,4	25	17,3	f ₁ +w+a ₁	1	64T02N
RH64T.2525.20	25	25	125	-	25,4	25	22,3	f ₁ +w+a ₁	1	64T02N
LH64T.1212.10	12	12	125	25	25,4	19	9,8	f ₁ +w+a ₁	1	64T01N
LH64T.1616.10	16	16	125	25	25,4	21	13,8	f ₁ +w+a ₁	1	64T01N
LH64T.2020.10	20	20	125	25	25,4	25	17,8	f ₁ +w+a ₁	1	64T01N
LH64T.2525.10	25	25	125	-	25,4	25	22,8	f ₁ +w+a ₁	1	64T01N
LH64T.1212.20	12	12	125	25	25,4	19	9,3	f ₁ +w+a ₁	1	64T02N
LH64T.1616.20	16	16	125	25	25,4	21	13,3	f ₁ +w+a ₁	1	64T02N
LH64T.2020.20	20	20	125	25	25,4	25	17,3	f ₁ +w+a ₁	1	64T02N
LH64T.2525.20	25	25	125	-	25,4	25	22,3	f ₁ +w+a ₁	1	64T02N

w voir plaquettes amovibles
w vd. inserti

Gorge et Tronçonnage de tube
Gole e Troncatura tubi

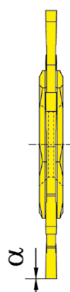
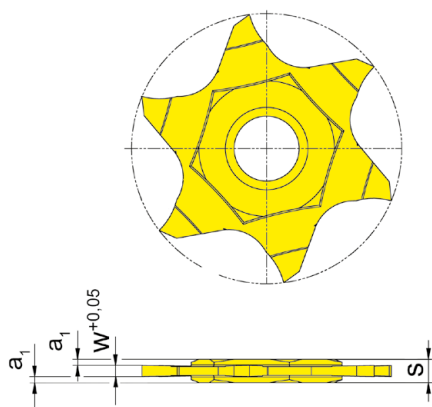
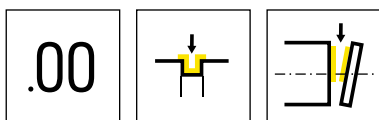


Dmin	tmax
40	5,5
45	5
50	4,5
55	4
65	3,5
70	3,5
80	3
100	2,5

Pièces Détachées

Ricambi

Porte outils Portainsero	Vis de serrage Vite di serraggio	Tournevis TORX PLUS® Cacciavite TORX PLUS®
R/LH64T...	030.4010.T15P	T15PQ



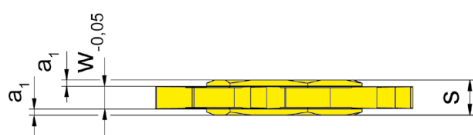
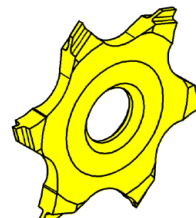
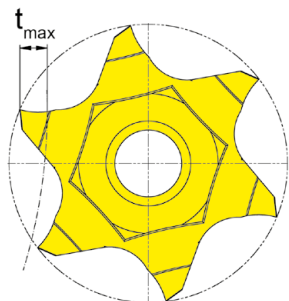
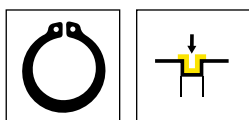
Nuance
Leghe

▲ en stock
a stock

Δ 4 semaines
4 settimane

N° de commande Codice prodotto	w	a ₁	s	α	HIS	EG55
S64T.0010.00	1	0,58	2,2	0°	64T01N	▲
S64T.0015.00	1,5	0,34	2,2	0°	64T01N	▲
						P ●
						M ○
						K ○
						N -
						S -
						H -





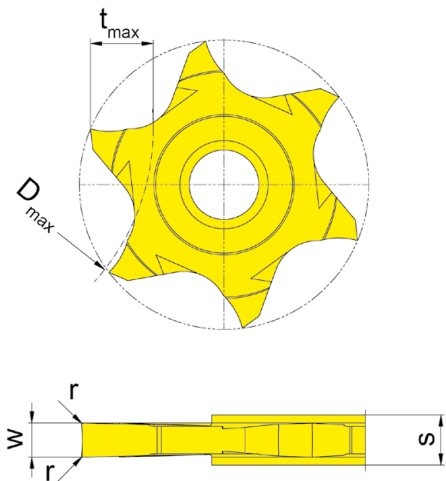
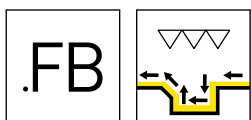
R

Nuance
Leghe

▲ en stock
a stock

Δ 4 semaines
4 settimane

N° de commande Codice prodotto	w	Nw	t _{max}	a ₁	s	HIS	EG35	EG55
S64T.0034.00	0,385	0,34	0,6	0,91	2,2	64T01N	Δ	
S64T.0044.00	0,485	0,44	0,7	0,86	2,2	64T01N	Δ	
S64T.0050.00	0,57	0,5	0,7	0,83	2,2	64T01N		▲
S64T.0060.00	0,67	0,6	0,8	0,78	2,2	64T01N		▲
S64T.0070.00	0,77	0,7	1,1	0,73	2,2	64T01N		▲
S64T.0080.00	0,87	0,8	1,2	0,68	2,2	64T01N		▲
S64T.0090.00	0,97	0,9	1,4	0,63	2,2	64T01N		▲
S64T.0100.00	1,07	1	1,6	0,58	2,2	64T01N		▲
S64T.0110.00	1,24	1,1	1,6	0,49	2,2	64T01N		▲
S64T.0130.00	1,44	1,3	2	0,39	2,2	64T01N		▲
S64T.0160.00	1,74	1,6	3,5	0,24	2,2	64T01N		▲
S64T.0185.00	1,99	1,85	3,5	0,12	2,2	64T01N		▲
S64T.0215.00	2,29	2,15	3,5	0,07	2,4	64T01N		▲
S64T.0265.00	2,79	2,65	3,5	0,07	2,9	64T02N		▲
S64T.0315.00	3,29	3,15	3,5	0,07	3,4	64T02N		▲
							P	● ●
							M	● ○
							K	○ ○
							N	- -
							S	- -
							H	- -



R

Nuance
Leghe

▲ en stock
a stock

Δ 4 semaines
4 settimane

N° de commande Codice prodotto	w	r	s	HIS	EG35
S64T.FB10.01	1	0,1	2,2	64T01N	▲
S64T.FB15.01	1,5	0,1	2,2	64T01N	▲
					P ●
					M ●
					K ○
					N -
					S -
					H -

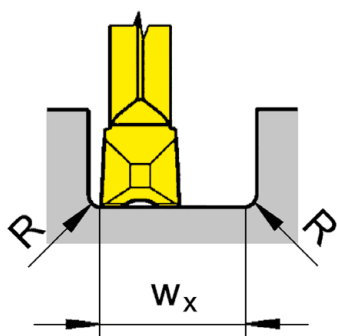
Calcul de la plus petite largeur de gorge possible w_x
Calcolo della larghezza di gola w_x più basso possibile

Exemple S64T.FB10.01
Esempio


$$w_x = 2 \times \text{Largueur de gorge} / \text{Larghezza della gola } w - 2 \times \text{Rayon d'angles plaque} / \text{Spigolo raggiato inserto } r$$

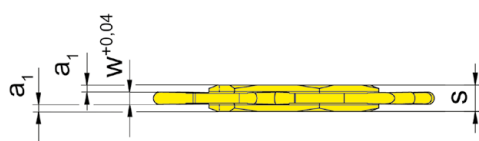
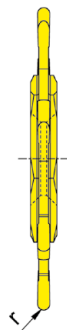
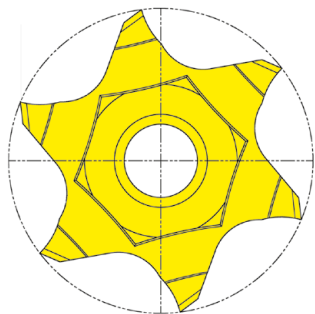
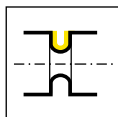
$$w_x = 2 \times 1 \text{ mm} - 2 \times 0,1 \text{ mm}$$

$$w_x = 1,8 \text{ mm}$$



Déroulement du processus
Percorso di lavoro





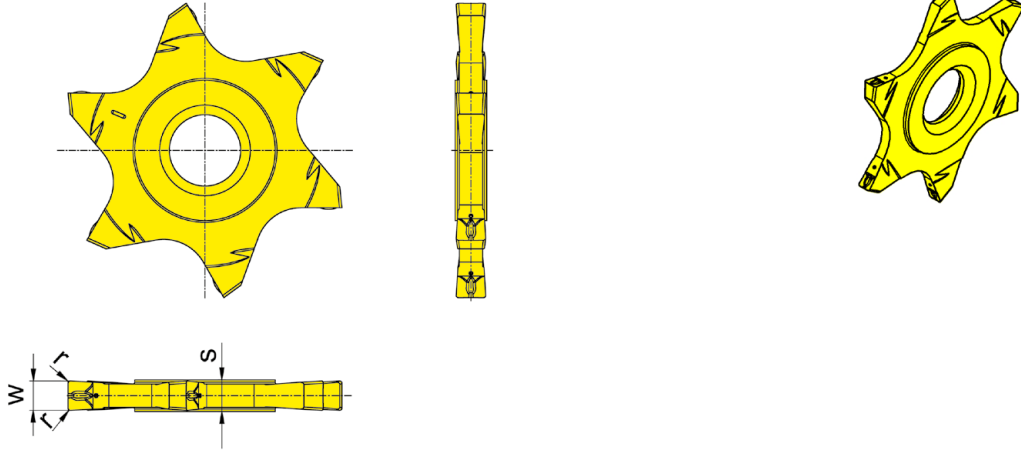
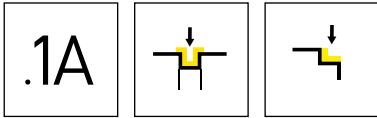
R

Nuance
Leghe

▲ en stock
a stock

Δ 4 semaines
4 settimane

N° de commande Codice prodotto	w	a ₁	r	s	HIS	EG55
S64T.0100.05	1	0,59	0,5	2,2	64T01N	▲
S64T.0120.06	1,2	0,49	0,6	2,2	64T01N	▲
S64T.0160.08	1,6	0,29	0,8	2,2	64T01N	▲
S64T.0200.10	2	0,09	1	2,2	64T01N	▲
S64T.0250.12	2,5	0,09	1,25	2,7	64T02N	▲
S64T.0300.15	3	0,09	1,5	3,2	64T02N	▲
						P ●
						M ○
						K ○
						N -
						S -
						H -



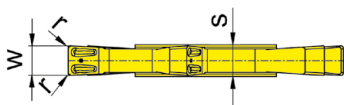
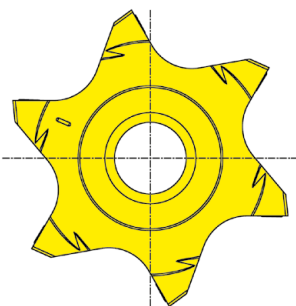
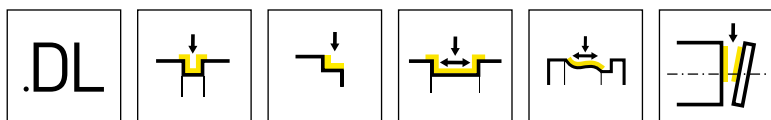
Nuance
Leghe

▲ en stock
a stock

Δ 4 semaines
4 settimane

N° de commande Codice prodotto	w	r	s	HIS	Nuance	
					EG55	IG35
S64T.0150.1A2	1,5	0,2	2,2	64T01N	▲	▲
S64T.0200.1A2	2	0,2	2,2	64T01N	▲	▲
S64T.0250.1A2	2,5	0,2	2,7	64T02N	▲	▲
S64T.0300.1A2	3	0,2	3,2	64T02N	▲	▲
					P	-
					M	●
					K	●
					N	-
					S	●
					H	-

R



R

Nuance
Leghe

▲ en stock
a stock

Δ 4 semaines
4 settimane

N° de commande Codice prodotto	w	r	s	HIS	EG55
S64T.0150.DL2	1,5	0,2	2,2	64T01N	▲
S64T.0150.DL4	1,5	0,4	2,2	64T01N	Δ
S64T.0200.DL2	2	0,2	2,2	64T01N	▲
S64T.0200.DL4	2	0,4	2,2	64T01N	Δ
S64T.0250.DL2	2,5	0,2	2,7	64T02N	▲
S64T.0250.DL4	2,5	0,4	2,7	64T02N	Δ
S64T.0300.DL2	3	0,2	3,2	64T02N	▲
S64T.0300.DL4	3	0,4	3,2	64T02N	Δ
					P ●
					M o
					K o
					N -
					S -
					H -



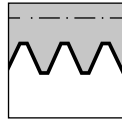
**Filetage
(extérieur et intérieur)**

Système 224
Système 229
Système 231
Système 264
Système 274
Système 32T
Système 315
Système 64T

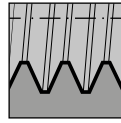
**Filettare
(esterne ed interne)**

Sistema 224
Sistema 229
Sistema 231
Sistema 264
Sistema 274
Sistema 32T
Sistema 315
Sistema 64T

Plaquette amovible
Inserto
224/229/231/264/274/
S32T/315/S64T



Page/Pag.
479-493, 495,
497-500



Page/Pag.
494, 496

Vue d'ensemble
Vista d'insieme

Page/Pag.
501-503

Informations techniques
Informazioni tecniche

Page/Pag.
502-503

Pour les porte-outils, voir les chapitres correspondants au système
Per i portainseriti vedere i capitoli corrispondenti ai sistemi

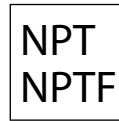
S

Applications

Applicazioni



Filetage profil partiel
Profilo parziale del filo



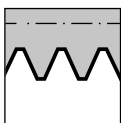
National pipe thread




Filetage profil plein
Profilo completo del filo



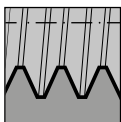
Filetage de tube acier
Filettatura di tubi d'acciaio



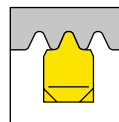
Filetage extérieur
Filettatura esterna



Filetage ISO-métrique
Filetti metrici ISO



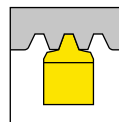
Filetage intérieur
Filettatura interna



Filetage Whitworth
Filettatura thread



Filetage Whitworth BSW/BSF
Filettatura Whitworth BSW/BSF

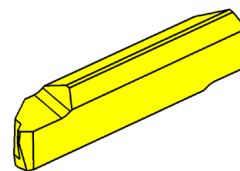
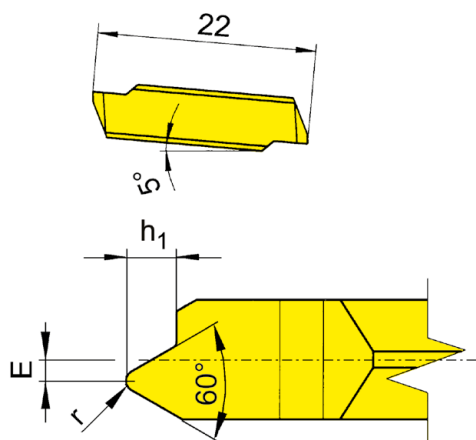


Filetage trapézoïdale
Filettatura Trapezoidale



Filetage UN
Filettatura UN

Aucunes cales nécessaires. Tous les profils de HORN sont fabriqués avec une grande dépouille radiale.
No shims necessary. All HORN thread profiles are manufactured with full ground radial clearance.



R = version à droite représentée
R = versione destra come in figura

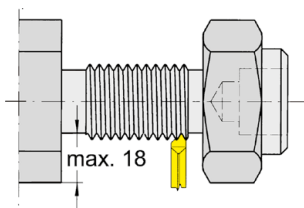
L = version à gauche
L = versione sinistra a specchio

▲ en stock
▲ a stock

Nuance
Leghe
Δ 4 semaines
4 settimane

N° de commande Codice prodotto	P	E	r	h ₁	HIS	EG55	TF45
RS224.0305.02	0,5	1	0,07	0,31	224038	▲	▲
RS224.0407.02	0,75	0,9	0,11	0,46	224038	▲	▲
RS224.0610.02	1	0,8	0,14	0,61	224038	▲	▲
RS224.0712.02	1,25	0,7	0,15	0,77	224038	▲	▲
RS224.0915.02	1,5	0,5	0,2	0,92	224038	▲	▲
RS224.1017.02	1,75	0,4	0,25	1,07	224038	▲	▲
RS224.1220.02	2	0,3	0,25	1,23	224038	▲	▲
LS224.0305.02	0,5	1	0,07	0,31	224038	Δ	▲
LS224.0407.02	0,75	0,9	0,11	0,46	224038	▲	▲
LS224.0610.02	1	0,8	0,14	0,61	224038	▲	▲
LS224.0712.02	1,25	0,7	0,15	0,77	224038	▲	▲
LS224.0915.02	1,5	0,5	0,2	0,92	224038	▲	▲
LS224.1017.02	1,75	0,4	0,25	1,07	224038	Δ	Δ
LS224.1220.02	2	0,3	0,25	1,23	224038	Δ	▲

Filetage derrière épaulement
Indicato per eseguire filettature tra spallamenti



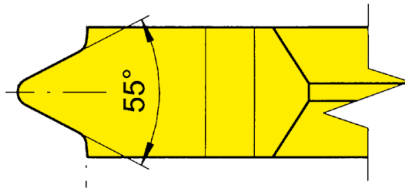
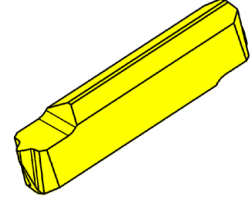
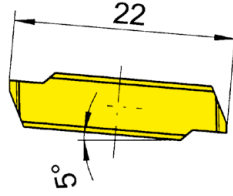
P	●	●
M	○	●
K	○	●
N	-	●
S	-	●
H	-	-



Plaquette amovible

Inserto

NS224



Nuance
Leghe

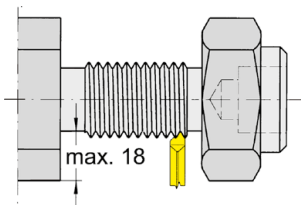
▲ en stock
a stock

Δ 4 semaines
4 settimane

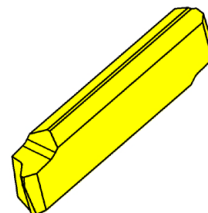
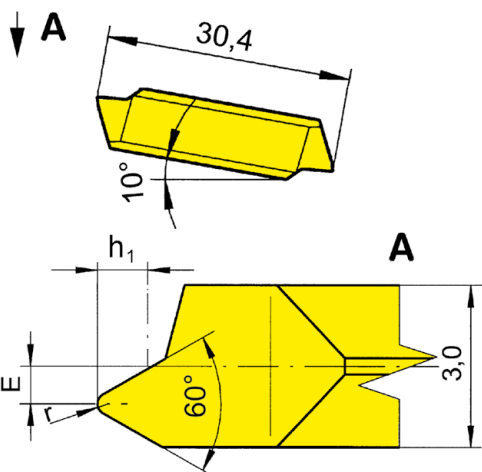
S

N° de commande Codice prodotto	TPI	HIS	EG55	TA45
NS224.5511.02	11	224038	▲	▲
NS224.5514.02	14	224038	▲	▲
NS224.5519.02	19	224038	▲	▲
NS224.5528.02	28	224038	▲	▲

Filetage derrière épaulement
Indicato per eseguire filettature tra spallamenti



P	●	●
M	○	●
K	○	●
N	-	●
S	-	●
H	-	-



R = version à droite représentée
R = versione destra come in figura

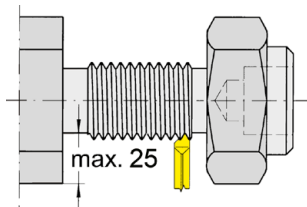
L = version à gauche
L = versione sinistra a specchio

▲ en stock
a stock

Nuance
Leghe
Δ 4 semaines
4 settimane

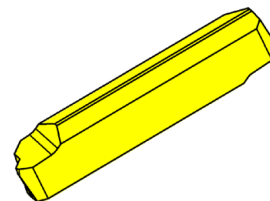
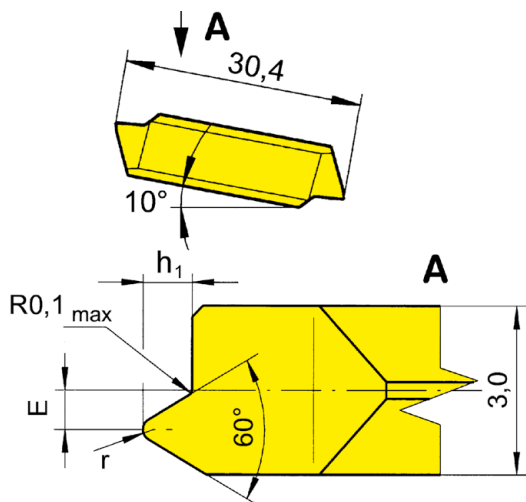
N° de commande Codice prodotto	P	E	r	h ₁	HIS	TN35
R229.0610.01	1	0,8	0,12	0,61	229030 • 229040	▲
R229.0712.01	1,25	0,8	0,15	0,77	229030 • 229040	▲
R229.0915.01	1,5	0,7	0,2	0,92	229030 • 229040	▲
R229.1017.01	1,75	0,5	0,25	1,07	229030 • 229040	▲
R229.1220.01	2	0,5	0,25	1,23	229030 • 229040	▲
R229.1525.01	2,5	0,3	0,35	1,53	229030 • 229040	▲
L229.0610.01	1	0,8	0,12	0,61	229030 • 229040	▲
L229.0712.01	1,25	0,8	0,15	0,77	229030 • 229040	▲
L229.0915.01	1,5	0,7	0,2	0,92	229030 • 229040	▲
L229.1017.01	1,75	0,5	0,25	1,07	229030 • 229040	▲
L229.1220.01	2	0,5	0,25	1,23	229030 • 229040	Δ
L229.1525.01	2,5	0,3	0,35	1,53	229030 • 229040	▲

Filetage derrière épaulement
Indicato per eseguire filettature tra spallamenti



P	●
M	●
K	●
N	●
S	●
H	-





Nuance
Leghe

R = version à droite représentée
R = versione destra come in figura

L = version à gauche
L = versione sinistra a specchio

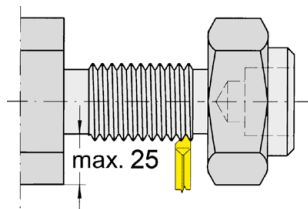
▲ en stock
a stock

Δ 4 semaines
4 settimane

S

N° de commande Codice prodotto	P	E	r	h ₁	HIS	TN35
R229.0610.02	1	0,8	0,14	0,62	229030 • 229040	▲
R229.0712.02	1,25	0,8	0,175	0,78	229030 • 229040	▲
R229.0915.02	1,5	0,7	0,21	0,93	229030 • 229040	▲
R229.1017.02	1,75	0,5	0,25	1,08	229030 • 229040	▲
R229.1220.02	2	0,5	0,28	1,24	229030 • 229040	▲
R229.1525.02	2,5	0,3	0,36	1,54	229030 • 229040	▲
L229.0610.02	1	0,8	0,14	0,62	229030 • 229040	▲
L229.0712.02	1,25	0,8	0,175	0,78	229030 • 229040	▲
L229.0915.02	1,5	0,7	0,21	0,93	229030 • 229040	▲
L229.1017.02	1,75	0,5	0,25	1,08	229030 • 229040	▲
L229.1220.02	2	0,5	0,28	1,24	229030 • 229040	▲
L229.1525.02	2,5	0,3	0,36	1,54	229030 • 229040	Δ

Filetage derrière épaulement
Indicato per eseguire filettature tra spallamenti

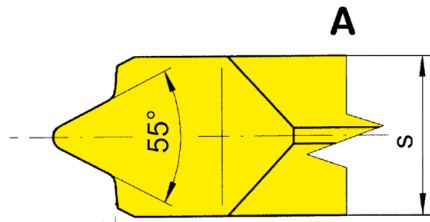
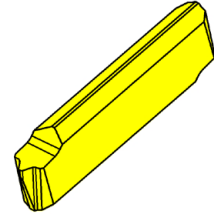
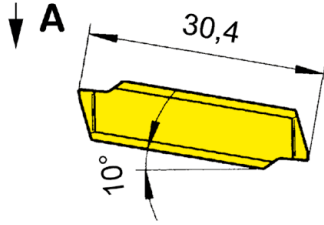


P	●
M	●
K	●
N	●
S	●
H	-

Plaquette amovible

Inserto

N229

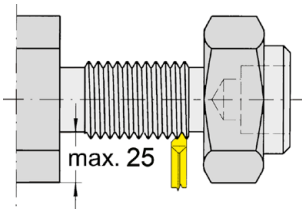


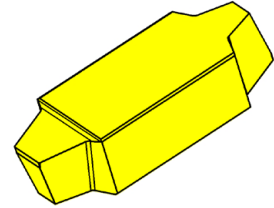
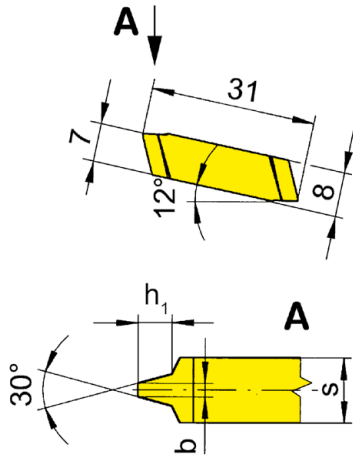
Nuance
Leghe

▲ en stock
a stock

Δ 4 semaines
4 settimane

N° de commande Codice prodotto	TPI	s	HIS	Nuance Leghe				
				K10	MG12	TA45	TN35	
N229.5511.02	11	3,5	229030 • 229040			Δ	▲	
N229.5514.02	14	3	229030 • 229040			▲	▲	
N229.5519.02	19	3	229030 • 229040			Δ	▲	
N229.5528.02	28	3	229030 • 229040				Δ	
Filetage derrière épaulement Indicatore per eseguire filettature tra spallamenti				P	●	o	●	●
				M	o	-	●	●
				K	●	-	●	●
				N	●	-	●	●
				S	o	-	●	●
				H	-	-	-	-





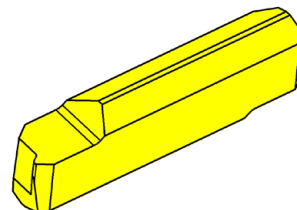
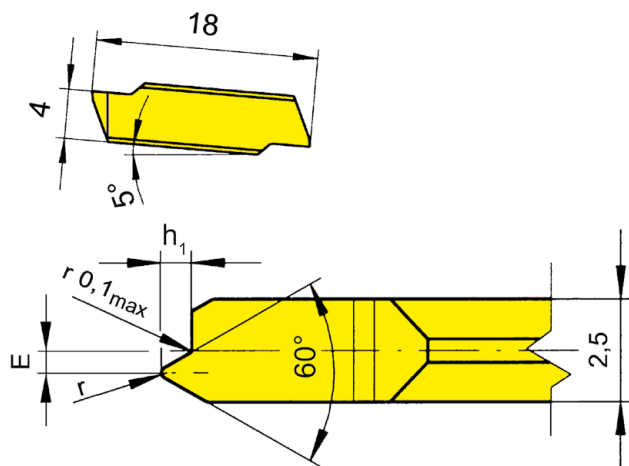
Nuance
Leghe

▲ en stock
a stock

Δ 4 semaines
4 settimane

S

N° de commande Codice prodotto	P	h ₁	b	s	HIS	TN35
231.4070.02	7	4	2,29	5,8	23105N	▲
231.4580.02	8	4,5	2,66	5,8	23105N	▲
231.5090.02	9	5	3,02	7,8	23107N	Δ
231.5500.02	10	5,5	3,39	7,8	23107N	▲
231.6020.02	12	6,5	4,12	9,8	23109N	Δ
						P ●
						M ●
						K ●
						N ●
						S ●
						H -



R = version à droite représentée
R = versione destra come in figura

L = version à gauche
L = versione sinistra a specchio

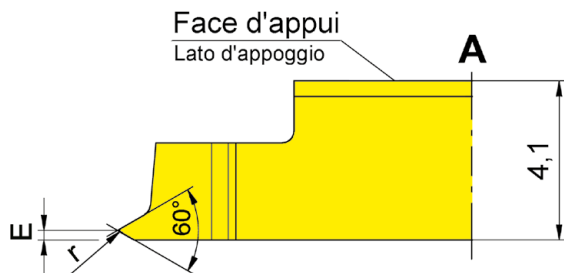
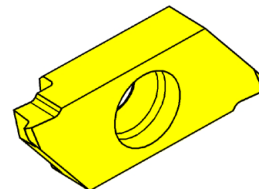
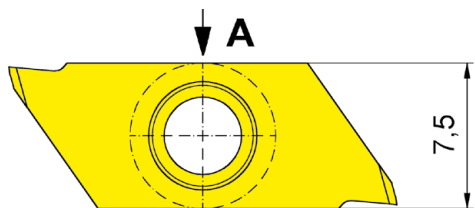
▲ en stock
a stock

Nuance
Leghe
Δ 4 semaines
4 settimane

N° de commande Codice prodotto	P	E	r	h ₁	HIS	TF45
R264.0305.02	0,5	0,9	0,07	0,31	26403	▲
R264.0306.02	0,6	0,9	0,09	0,37	26403	Δ
R264.0307.02	0,7	0,8	0,1	0,43	26403	▲
R264.0407.02	0,75	0,75	0,11	0,46	26403	▲
R264.0408.02	0,8	0,7	0,12	0,49	26403	▲
R264.0610.02	1	0,6	0,12	0,61	26403	▲
R264.0712.02	1,25	0,5	0,15	0,77	26403	▲
R264.0915.02	1,5	0,4	0,2	0,92	26403	▲
L264.0305.02	0,5	0,9	0,07	0,31	26403	Δ
L264.0306.02	0,6	0,9	0,09	0,37	26403	Δ
L264.0307.02	0,7	0,8	0,1	0,43	26403	Δ
L264.0407.02	0,75	0,75	0,11	0,46	26403	Δ
L264.0408.02	0,8	0,7	0,12	0,49	26403	▲
L264.0610.02	1	0,6	0,12	0,61	26403	▲
L264.0712.02	1,25	0,5	0,15	0,77	26403	Δ
L264.0915.02	1,5	0,4	0,2	0,92	26403	Δ

P	●
M	●
K	●
N	●
S	●
H	-





R = version à droite représentée
R = versione destra come in figura

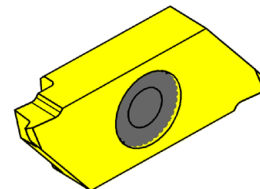
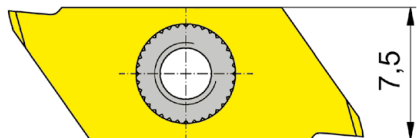
▲ en stock
a stock

Nuance
Leghe
Δ 4 semaines
4 settimane

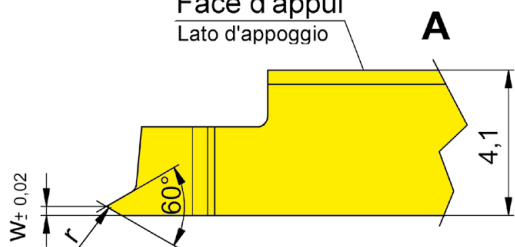
N° de commande Codice prodotto	P	E	r	HIS	Nuance Leghe	
					IG35	TH35
RS274.0102.01	0,25	0,2	0,04	274040R	▲	▲
RS274.0203.01	0,35	0,25	0,05	274040R	▲	▲
RS274.0204.01	0,4	0,3	0,06	274040R	▲	▲
	P	-	●			
	M	●	●			
	K	-	●			
	N	-	●			
	S	●	●			
	H	-	-			



↓ A



Face d'appui
Lato d'appoggio



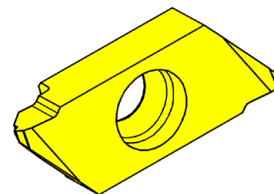
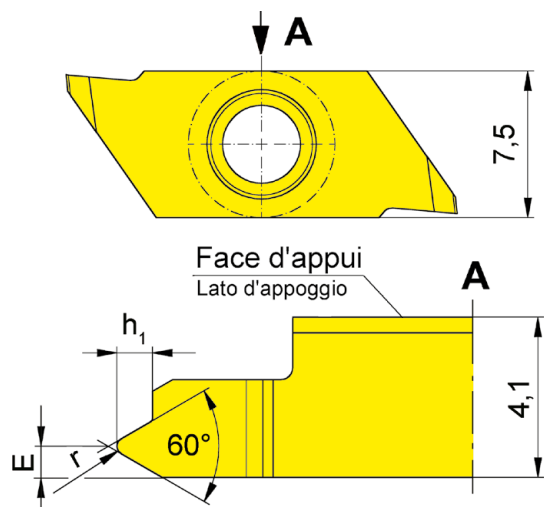
R = version à droite représentée
R = versione destra come in figura

▲ en stock
a stock

Nuance
Leghe
Δ 4 semaines
4 settimane

N° de commande Codice prodotto	P	E	r	HIS	Nuance Leghe	
					IG35	TH35
RS274.0102.01.E	0,25	0,2	0,04	274140R	Δ	Δ
RS274.0203.01.E	0,35	0,25	0,05	274140R	Δ	Δ
RS274.0204.01.E	0,4	0,3	0,06	274140R	Δ	Δ
	P	-	●			
	M	●	●			
	K	-	●			
	N	-	●			
	S	●	●			
	H	-	-			





R = version à droite représentée
R = versione destra come in figura

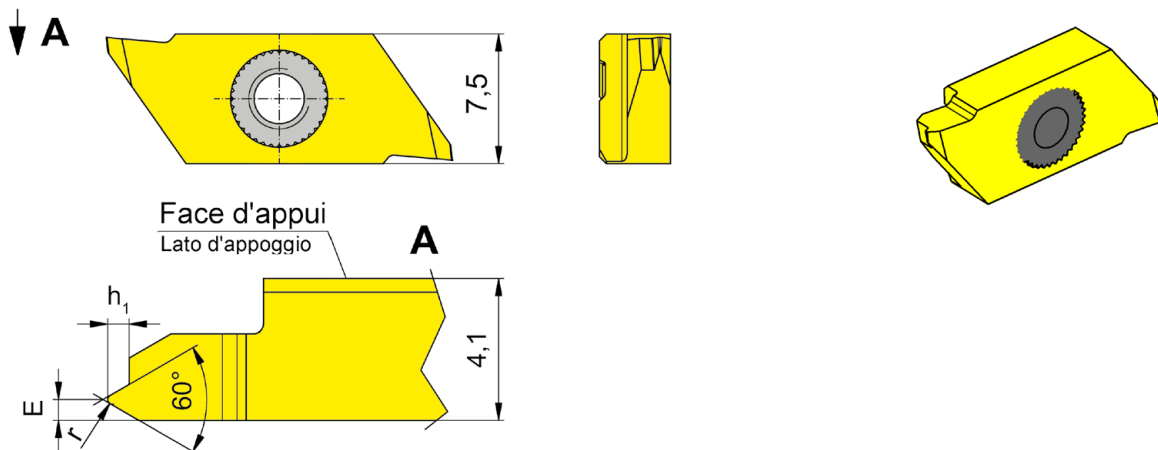
L = version à gauche
L = versione sinistra a specchio

▲ en stock
a stock

Nuance
Leghe
Δ 4 semaines
4 settimane

N° de commande Codice prodotto	P	E	r	h ₁	HIS	IG35	TH35
RS274.0305.02	0,5	0,4	0,07	0,31	274040R	▲	▲
RS274.0306.02	0,6	0,45	0,09	0,37	274040R	Δ	▲
RS274.0307.02	0,7	0,5	0,1	0,43	274040R	▲	▲
RS274.0407.02	0,75	0,5	0,11	0,46	274040R	▲	▲
RS274.0408.02	0,8	0,55	0,12	0,49	274040R	▲	▲
RS274.0610.02	1	0,6	0,14	0,61	274040R	▲	▲
RS274.0712.02	1,25	0,7	0,15	0,77	274040R	▲	▲
RS274.0915.02	1,5	0,8	0,2	0,92	274040R	▲	▲
LS274.0305.02	0,5	0,4	0,07	0,31	274040L	Δ	▲
LS274.0306.02	0,6	0,45	0,09	0,37	274040L	Δ	Δ
LS274.0307.02	0,7	0,5	0,1	0,43	274040L	Δ	Δ
LS274.0407.02	0,75	0,5	0,11	0,46	274040L	Δ	Δ
LS274.0408.02	0,8	0,55	0,12	0,49	274040L	Δ	Δ
LS274.0610.02	1	0,6	0,14	0,61	274040L	Δ	▲
LS274.0712.02	1,25	0,7	0,15	0,77	274040L	▲	▲
LS274.0915.02	1,5	0,8	0,2	0,92	274040L	Δ	Δ
	P	-	●				
	M	●	●				
	K	-	●				
	N	-	●				
	S	●	●				
	H	-	-				

S



R = version à droite représentée
R = versione destra come in figura

L = version à gauche
L = versione sinistra a specchio

▲ en stock
a stock

Nuance
Leghe
△ 4 semaines
4 settimane

N° de commande Codice prodotto	P	E	r	h ₁	HIS	IG35	TH35
RS274.0305.02.E	0,5	0,4	0,07	0,31	274140R	△	△
RS274.0306.02.E	0,6	0,45	0,09	0,37	274140R	△	△
RS274.0307.02.E	0,7	0,5	0,1	0,43	274140R	△	△
RS274.0407.02.E	0,75	0,5	0,11	0,46	274140R	△	△
RS274.0408.02.E	0,8	0,55	0,12	0,49	274140R	△	△
RS274.0610.02.E	1	0,6	0,14	0,61	274140R	△	△
RS274.0712.02.E	1,25	0,7	0,15	0,77	274140R	△	△
RS274.0915.02.E	1,5	0,8	0,2	0,92	274140R	△	△
LS274.0305.02.E	0,5	0,4	0,07	0,31	274140L	△	△
LS274.0306.02.E	0,6	0,45	0,09	0,37	274140L	△	△
LS274.0307.02.E	0,7	0,5	0,1	0,43	274140L	△	△
LS274.0407.02.E	0,75	0,5	0,11	0,46	274140L	△	△
LS274.0408.02.E	0,8	0,55	0,12	0,49	274140L	△	△
LS274.0610.02.E	1	0,6	0,14	0,61	274140L	△	△
LS274.0712.02.E	1,25	0,7	0,15	0,77	274140L	△	△
LS274.0915.02.E	1,5	0,8	0,2	0,92	274140L	△	△
P	-	●					
M	●	●					
K	-	●					
N	-	●					
S	●	●					
H	-	-					



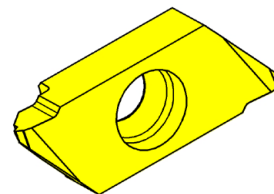
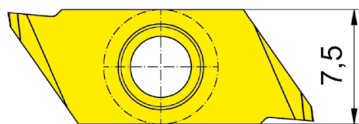
Plaquette amovible

Inserto

S274

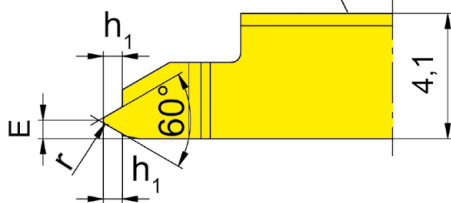


↓ A



Face d'appui
Lato d'appoggio

A



R = version à droite représentée
R = versione destra come in figura

L = version à gauche
L = versione sinistra a specchio

▲ en stock
a stock

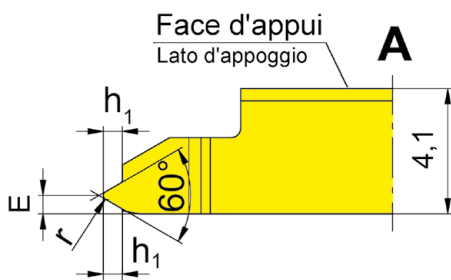
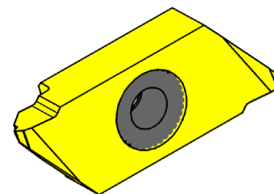
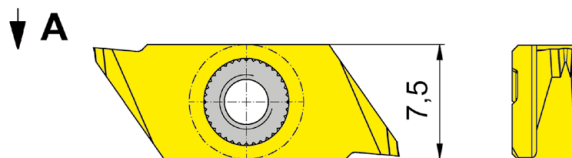
Nuance
Leghe
△ 4 semaines
4 settimane

N° de commande Codice prodotto	P	E	r	h ₁	HIS	IG35	TH35
RS274.0305.03	0,5	0,4	0,07	0,31	274040R	△	▲
RS274.0306.03	0,6	0,45	0,09	0,37	274040R	△	△
RS274.0307.03	0,7	0,5	0,1	0,43	274040R	△	▲
RS274.0407.03	0,75	0,5	0,11	0,46	274040R	△	△
RS274.0408.03	0,8	0,55	0,12	0,49	274040R	△	△
RS274.0610.03	1	0,6	0,14	0,61	274040R	▲	▲
RS274.0712.03	1,25	0,7	0,15	0,77	274040R	△	△
RS274.0915.03	1,5	0,8	0,2	0,92	274040R	△	▲
LS274.0305.03	0,5	0,4	0,07	0,31	274040L	△	▲
LS274.0306.03	0,6	0,45	0,09	0,37	274040L	△	
LS274.0307.03	0,7	0,5	0,1	0,43	274040L	△	△
LS274.0407.03	0,75	0,5	0,11	0,46	274040L	△	△
LS274.0408.03	0,8	0,55	0,12	0,49	274040L	△	△
LS274.0610.03	1	0,6	0,14	0,61	274040L	△	△
LS274.0712.03	1,25	0,7	0,15	0,77	274040L	△	△
LS274.0915.03	1,5	0,8	0,2	0,92	274040L	△	△

Usinage des deux flancs
Lavorazione su entrambi i fianchi

P	-	●
M	●	●
K	-	●
N	-	●
S	●	●
H	-	-

S



R = version à droite représentée
R = versione destra come in figura

L = version à gauche
L = versione sinistra a specchio

▲ en stock
a stock

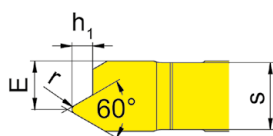
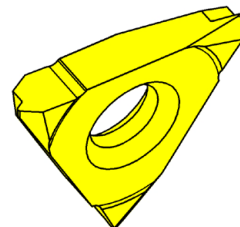
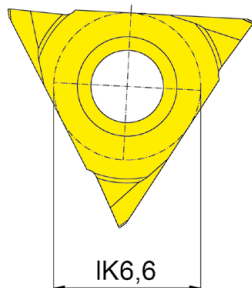
Nuance
Leghe
△ 4 semaines
4 settimane



N° de commande Codice prodotto	P	E	r	h ₁	HIS	IG35	TH35
RS274.0305.03.E	0,5	0,4	0,07	0,31	274140R	△	△
RS274.0306.03.E	0,6	0,45	0,09	0,37	274140R	△	△
RS274.0307.03.E	0,7	0,5	0,1	0,43	274140R	△	△
RS274.0407.03.E	0,75	0,5	0,11	0,46	274140R	△	△
RS274.0408.03.E	0,8	0,55	0,12	0,49	274140R	△	△
RS274.0610.03.E	1	0,6	0,14	0,61	274140R	△	△
RS274.0712.03.E	1,25	0,7	0,15	0,77	274140R	△	△
RS274.0915.03.E	1,5	0,8	0,2	0,92	274140R	△	△
LS274.0305.03.E	0,5	0,4	0,07	0,31	274140L	△	△
LS274.0306.03.E	0,6	0,45	0,09	0,37	274140L	△	△
LS274.0307.03.E	0,7	0,5	0,1	0,43	274140L	△	△
LS274.0407.03.E	0,75	0,5	0,11	0,46	274140L	△	△
LS274.0408.03.E	0,8	0,55	0,12	0,49	274140L	△	△
LS274.0610.03.E	1	0,6	0,14	0,61	274140L	△	△
LS274.0712.03.E	1,25	0,7	0,15	0,77	274140L	△	△
LS274.0915.03.E	1,5	0,8	0,2	0,92	274140L	△	△

Usinage des deux flancs
Lavorazione su entrambi i fianchi

P	-	●
M	●	●
K	-	●
N	-	●
S	●	●
H	-	-



R = version à droite représentée
R = versione destra come in figura

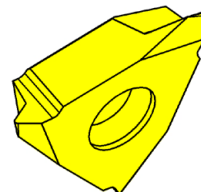
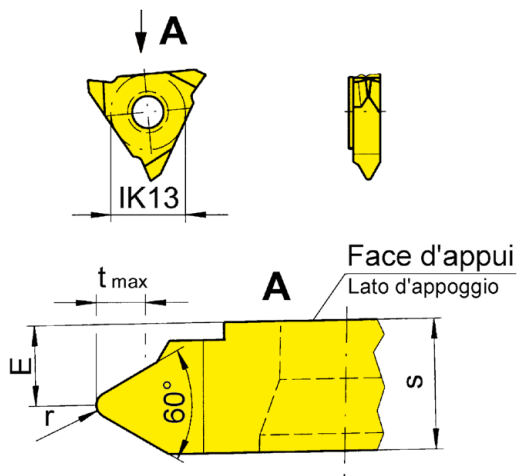
L = version à gauche
L = versione sinistra a specchio

▲ en stock
a stock

Nuance
Leghe
Δ 4 semaines
4 settimane

N° de commande Codice prodotto	P	E	r	h ₁	s	HIS	EG55
RS32T.0305.02	0,5	1,6	0,07	0,32	2	32T02R	▲
RS32T.0306.02	0,6	1,5	0,09	0,38	2	32T02R	▲
RS32T.0307.02	0,7	1,5	0,1	0,44	2	32T02R	▲
RS32T.0407.02	0,75	1,5	0,11	0,47	2	32T02R	▲
RS32T.0408.02	0,8	1,4	0,12	0,5	2	32T02R	▲
RS32T.0610.02	1	1,4	0,14	0,62	2	32T02R	▲
RS32T.0712.02	1,25	1,4	0,18	0,78	2	32T02R	▲
RS32T.0915.02	1,5	1,3	0,22	0,93	2	32T02R	▲
LS32T.0305.02	0,5	1,6	0,07	0,32	2	32T02L	▲
LS32T.0306.02	0,6	1,5	0,09	0,38	2	32T02L	▲
LS32T.0307.02	0,7	1,5	0,1	0,44	2	32T02L	▲
LS32T.0407.02	0,75	1,5	0,11	0,47	2	32T02L	▲
LS32T.0408.02	0,8	1,4	0,12	0,5	2	32T02L	▲
LS32T.0610.02	1	1,4	0,14	0,62	2	32T02L	▲
LS32T.0712.02	1,25	1,4	0,18	0,78	2	32T02L	▲
LS32T.0915.02	1,5	1,3	0,22	0,93	2	32T02L	▲

P	●
M	o
K	o
N	-
S	-
H	-



R = version à droite représentée
R = versione destra come in figura

L = version à gauche
L = versione sinistra a specchio

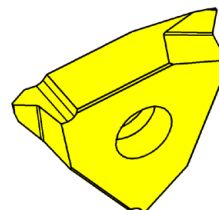
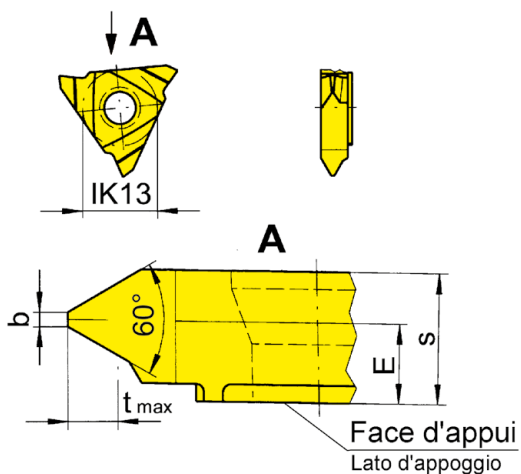
▲ en stock
a stock

Nuance
Leghe
Δ 4 semaines
4 settimane

N° de commande Codice prodotto	P	P _{max}	E	r	t _{max}	s	HIS	TN35
R315.0610.01	1	1	4,5	0,14	0,61	5,45	31505R	▲
R315.0712.01	1,25	1,25	4,5	0,15	0,77	5,45	31505R	▲
R315.0915.01	1,5	1,5	4,15	0,2	0,92	5,45	31505R	▲
R315.1017.01	1,75	1,75	4,15	0,25	1,07	5,45	31505R	▲
R315.1220.01	2	2	4,15	0,25	1,23	5,45	31505R	▲
R315.1525.01	2,5	2,5	3,8	0,35	1,53	5,45	31505R	▲
R315.1830.01	3	3	3,6	0,4	1,84	5,45	31505R	▲
R315.3060.01	3	6	3	0,4	4,15	6,1	31505R	▲
R315.2135.01	3,5	3,5	3,4	0,5	2,15	5,45	31505R	Δ
L315.0610.01	1	1	4,5	0,14	0,61	5,45	31505L	Δ
L315.0712.01	1,25	1,25	4,5	0,15	0,77	5,45	31505L	Δ
L315.0915.01	1,5	1,5	4,15	0,2	0,92	5,45	31505L	▲
L315.1017.01	1,75	1,75	4,15	0,25	1,07	5,45	31505L	Δ
L315.1220.01	2	2	4,15	0,25	1,23	5,45	31505L	Δ
L315.1525.01	2,5	2,5	3,8	0,35	1,53	5,45	31505L	Δ
L315.1830.01	3	3	3,6	0,4	1,84	5,45	31505L	Δ
L315.3060.01	3	6	3	0,4	4,15	6,1	31505L	▲
L315.2135.01	3,5	3,5	3,4	0,5	2,15	5,45	31505L	Δ

P	●
M	●
K	●
N	●
S	●
H	-





Nuance
Leghe

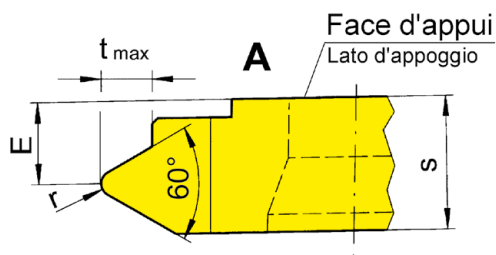
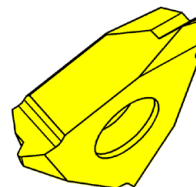
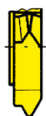
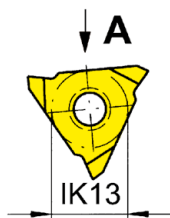
R = version à droite représentée
R = versione destra come in figura

L = version à gauche
L = versione sinistra a specchio

▲ en stock
a stock

Δ 4 semaines
4 settimane

N° de commande Codice prodotto	P	E	t _{max}	b	s	D _{min}	HIS	TN35
R315.0510.01	1	4,85	0,55	0,12	5,45	40	31505R	Δ
R315.0815.01	1,5	4,65	0,81	0,18	5,45	40	31505R	Δ
R315.1020.01	2	4,45	1,08	0,25	5,45	40	31505R	Δ
R315.1325.01	2,5	4,25	1,35	0,31	5,45	43	31505R	Δ
R315.1630.01	3	4,05	1,62	0,37	5,45	43	31505R	Δ
R315.1835.01	3,5	3,9	1,89	0,43	5,45	43	31505R	Δ
L315.0510.01	1	4,85	0,55	0,12	5,45	40	31505L	Δ
L315.0815.01	1,5	4,65	0,81	0,18	5,45	40	31505L	Δ
L315.1020.01	2	4,45	1,08	0,25	5,45	40	31505L	Δ
L315.1325.01	2,5	4,25	1,35	0,31	5,45	43	31505L	Δ
L315.1630.01	3	4,05	1,62	0,37	5,45	43	31505L	Δ
L315.1835.01	3,5	3,9	1,89	0,43	5,45	43	31505L	Δ
	P	●						
	M	●						
	K	●						
	N	●						
	S	●						
	H	-						



R = version à droite représentée
R = versione destra come in figura

L = version à gauche
L = versione sinistra a specchio

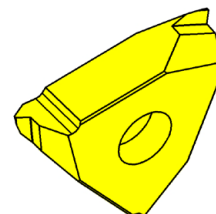
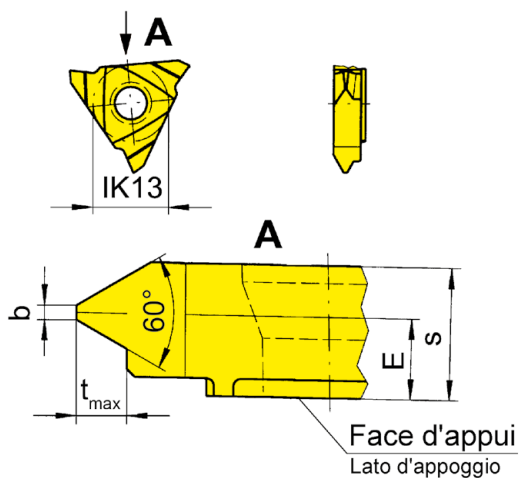
▲ en stock
a stock

Nuance
Leghe
△ 4 semaines
4 settimane

N° de commande Codice prodotto	P	E	r	t _{max}	s	HIS	TN35
R315.0610.02	1	4,5	0,14	0,61	5,45	31505R	▲
R315.0712.02	1,25	4,5	0,15	0,77	5,45	31505R	▲
R315.0915.02	1,5	4,15	0,2	0,92	5,45	31505R	▲
R315.1017.02	1,75	4,15	0,25	1,07	5,45	31505R	▲
R315.1220.02	2	4,15	0,25	1,23	5,45	31505R	▲
R315.1525.02	2,5	3,8	0,35	1,55	5,45	31505R	▲
R315.1830.02	3	3,6	0,4	1,84	5,45	31505R	▲
R315.2135.02	3,5	3,4	0,5	2,15	5,45	31505R	▲
R315.2440.02	4	3,3	0,55	2,45	5,45	31505R	△
R315.3050.02	5	4	0,7	3,07	6,5	31506R	▲
R315.3660.02	6	4,1	0,85	3,68	7	31507R	△
L315.0610.02	1	4,5	0,14	0,61	5,45	31505L	▲
L315.0712.02	1,25	4,5	0,15	0,77	5,45	31505L	△
L315.0915.02	1,5	4,15	0,2	0,92	5,45	31505L	▲
L315.1017.02	1,75	4,15	0,25	1,07	5,45	31505L	△
L315.1220.02	2	4,15	0,25	1,23	5,45	31505L	△
L315.1525.02	2,5	3,8	0,35	1,55	5,45	31505L	△
L315.1830.02	3	3,6	0,4	1,84	5,45	31505L	▲
L315.2135.02	3,5	3,4	0,5	2,15	5,45	31505L	△
L315.2440.02	4	3,3	0,55	2,45	5,45	31505L	△
L315.3050.02	5	4	0,7	3,07	6,5	31506L	△
L315.3660.02	6	4,1	0,85	3,68	7	31507L	△

P	●
M	●
K	●
N	●
S	●
H	-





Nuance
Leghe

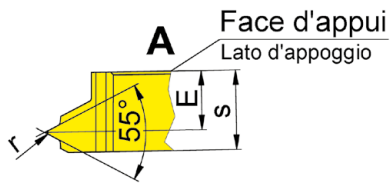
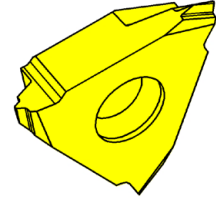
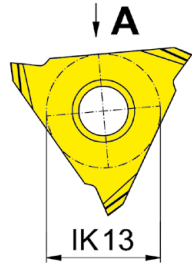
R = version à droite représentée
R = versione destra come in figura

L = version à gauche
L = versione sinistra a specchio

▲ en stock
a stock

Δ 4 semaines
4 settimane

N° de commande Codice prodotto	P	E	t _{max}	b	s	D _{min}	HIS	TN35
R315.0510.02	1	4,85	0,55	0,12	5,45	40	31505R	Δ
R315.0815.02	1,5	4,65	0,81	0,18	5,45	40	31505R	▲
R315.1020.02	2	4,45	1,08	0,25	5,45	40	31505R	▲
R315.1325.02	2,5	4,25	1,35	0,31	5,45	43	31505R	Δ
R315.1630.02	3	4,05	1,62	0,37	5,45	43	31505R	▲
R315.1835.02	3,5	3,9	1,89	0,43	5,45	43	31505R	Δ
L315.0510.02	1	4,85	0,55	0,12	5,45	40	31505L	Δ
L315.0815.02	1,5	4,65	0,81	0,18	5,45	40	31505L	Δ
L315.1020.02	2	4,45	1,08	0,25	5,45	40	31505L	Δ
L315.1325.02	2,5	4,25	1,35	0,31	5,45	43	31505L	Δ
L315.1630.02	3	4,05	1,62	0,37	5,45	43	31505L	Δ
L315.1835.02	3,5	3,9	1,89	0,43	5,45	43	31505L	Δ
	P	●						
	M	●						
	K	●						
	N	●						
	S	●						
	H	-						



R = version à droite représentée
R = versione destra come in figura

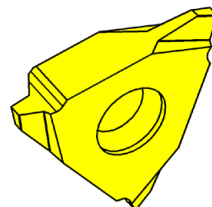
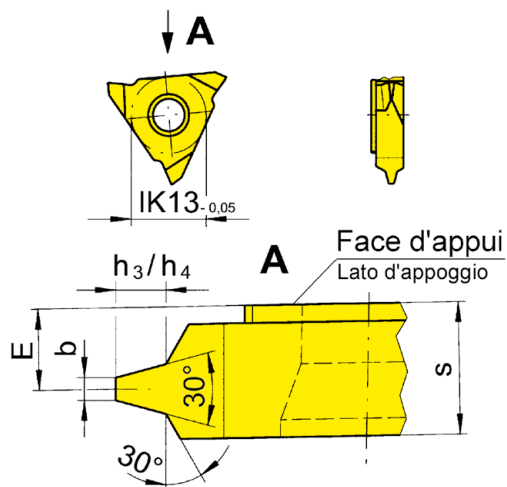
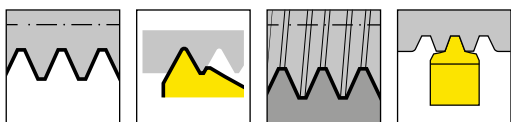
L = version à gauche
L = versione sinistra a specchio

▲ en stock
a stock

Nuance
Leghe
Δ 4 semaines
4 settimane

N° de commande Codice prodotto	TPI	E	r	s	HIS	TH35
R315.5528.02	28	4,35	0,11	5,45	31505R	Δ
R315.5519.02	19	4,05	0,17	5,45	31505R	▲
R315.5514.02	14	3,75	0,23	5,45	31505R	▲
R315.5511.02	11	3,55	0,3	5,45	31505R	▲
L315.5528.02	28	4,35	0,11	5,45	31505L	Δ
L315.5519.02	19	4,05	0,17	5,45	31505L	Δ
L315.5514.02	14	3,75	0,23	5,45	31505L	Δ
L315.5511.02	11	3,55	0,3	5,45	31505L	Δ
						P ●
						M ●
						K ●
						N ●
						S ●
						H -





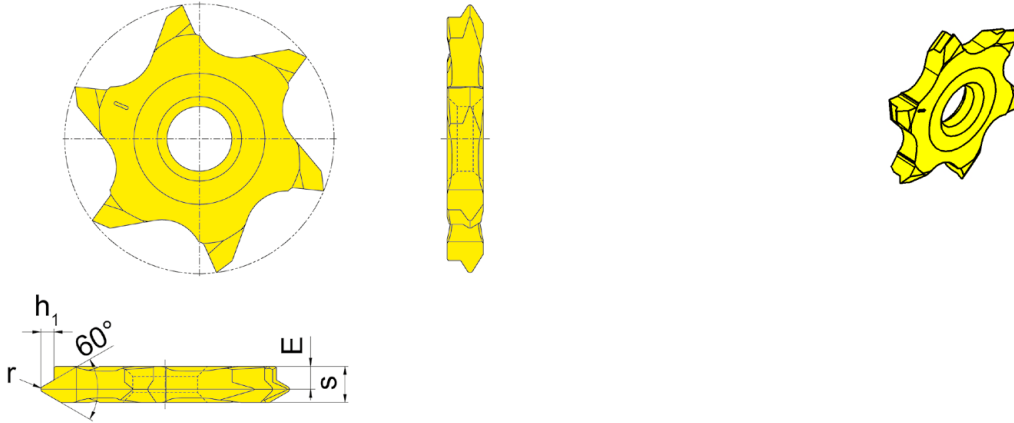
R = version à droite représentée
R = versione destra come in figura

L = version à gauche
L = versione sinistra a specchio

▲ en stock
a stock

Nuance
Leghe
Δ 4 semaines
4 settimane

N° de commande Codice prodotto	P	E	h_1	b	s	D_{min}	HIS	TN35
R315.1015.02	1,5	4,5	0,9	0,47	5,45	43	31505R	▲
R315.1320.02	2	4,3	1,25	0,6	5,45	43	31505R	▲
R315.1730.02	3	4	1,75	0,96	5,45	43	31505R	▲
R315.2240.02	4	3,6	2,25	1,33	5,45	43	31505R	▲
R315.2750.02	5	3,3	2,75	1,7	5,45	43	31505R	▲
R315.3560.02	6	3	3,5	1,93	5,45	43	31505R	▲
L315.1015.02	1,5	4,5	0,9	0,47	5,45	43	31505L	Δ
L315.1320.02	2	4,3	1,25	0,6	5,45	43	31505L	Δ
L315.1730.02	3	4	1,75	0,96	5,45	43	31505L	▲
L315.2240.02	4	3,6	2,25	1,33	5,45	43	31505L	▲
L315.2750.02	5	3,3	2,75	1,7	5,45	43	31505L	▲
L315.3560.02	6	3	3,5	1,93	5,45	43	31505L	▲
	P	●						
	M	●						
	K	●						
	N	●						
	S	●						
	H	-						



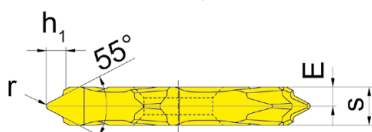
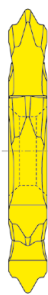
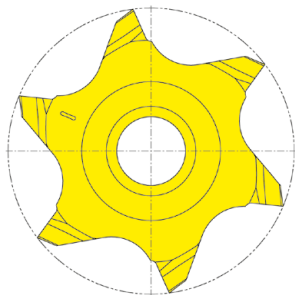
Nuance
Leghe

▲ en stock
a stock

Δ 4 semaines
4 settimane

N° de commande Codice prodotto	P	E	r	h ₁	s	HIS	EG55
RS64T.0610.02	1	2,5	0,14	0,62	3,4	64T02R	▲
RS64T.0712.02	1,25	2,5	0,17	0,78	3,4	64T02R	▲
RS64T.0915.02	1,5	2,2	0,21	0,93	3,4	64T02R	▲
RS64T.1017.02	1,75	2,2	0,25	1,08	3,4	64T02R	▲
RS64T.1220.02	2	2,15	0,28	1,24	3,4	64T02R	▲
LS64T.0610.02	1	2,5	0,14	0,62	3,4	64T02L	Δ
LS64T.0712.02	1,25	2,5	0,17	0,78	3,4	64T02L	Δ
LS64T.0915.02	1,5	2,2	0,21	0,93	3,4	64T02L	Δ
LS64T.1017.02	1,75	2,2	0,25	1,08	3,4	64T02L	Δ
LS64T.1220.02	2	2,15	0,28	1,24	3,4	64T02L	Δ
							P ●
							M o
							K o
							N -
							S -
							H -





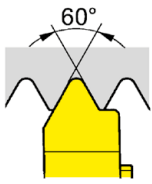
Nuance
Leghe

▲ en stock
a stock

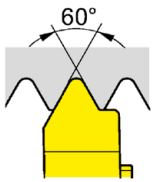
Δ 4 semaines
4 settimane

S

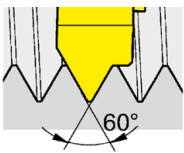
N° de commande Codice prodotto	TPI	E	r	h ₁	s	HIS	EG55
RS64T.5519.02	19	2	0,17	0,87	3,4	64T02R	Δ
RS64T.5528.02	28	2,3	0,11	0,6	3,4	64T02R	Δ
LS64T.5519.02	19	2	0,17	0,87	3,4	64T02L	Δ
LS64T.5528.02	28	2,3	0,11	0,6	3,4	64T02L	Δ
NS64T.5511.02	11	1,7	0,3	1,5	3,4	64T02N	▲
NS64T.5514.02	14	1,7	0,23	1,18	3,4	64T02N	▲
							P ●
							M ○
							K ○
							N -
							S -
							H -



Filetage métrique standard ISO (extér.) Filettatura ISO-Metrica standard (esterne)	Profil partiel Profilo parziale	Profil plein Profilo completo
M6 (M7)	R/L315.0610.01	R/L315.0610.02
M8 (M9)	R/L315.0712.01	R/L315.0712.02
M10 (M11)	R/L315.0915.01	R/L315.0915.02
M12	R/L315.1017.01	R/L315.1017.02
M14; M16	R/L315.1220.01	R/L315.1220.02
M18; M20; M22	R/L315.1525.01	R/L315.1525.02
M24; M27	R/L315.1830.01	R/L315.1525.02
M30; M33	R/L315.2135.01	R/L315.2135.02
M36	-	R/L315.2440.02
M24 - M68	R/L315.3060.01	-
M48; M52	-	R/L315.3050.02
M64; M68	-	R/L315.3660.02



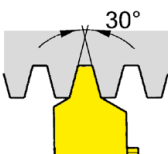
Filetage métrique pas fin ISO (extér.) Filettatura ISO-Metrica fine (esterne)	Profil partiel Profilo parziale	Profil plein Profilo completo
M7,5x1	R/L315.0610.01	R/L315.0610.02
M10x1,25	R/L315.0712.01	R/L315.0712.02
M12x1,5	R/L315.0915.01	R/L315.0915.02
M17x2	R/L315.1220.01	R/L315.1220.02
M24x2,5	R/L315.1525.01	R/L315.1525.02
M30x3	R/L315.1830.01	R/L315.1525.02



Filetage métrique pas fin ISO (intér.) Filettatura ISO-Metrica fine (interne)	Profil partiel Profilo parziale	Profil plein Profilo completo
M45x1	R/L315.0510.01	R/L315.0510.02
M45x1,5	R/L315.0815.01	R/L315.0815.02
M48x2	R/L315.1020.01	R/L315.1020.02
M48x2,5	R/L315.1325.01	R/L315.1325.02
M48x3	R/L315.1630.01	R/L315.1630.02
M48x3,5	R/L315.1835.01	R/L315.1835.02



Profil plein, Whitworth (extér.) Profilo completo, Whitworth (esterne)	Profil plein Profilo completo
G ^{1/16} / G ^{1/8}	R/L315.5528.02
G ^{1/4} / G ^{3/8}	R/L315.5519.02
G ^{1/2} / G ^{3/4}	R/L315.5514.02
G1 - G6	R/L315.5511.02



Filetage trapéz. métriques ISO DIN103 (extér.) Filettatura trapez. ISO-Metrica DIN103 (esterne)	Profil plein Profilo completo
Tr8x1,5	R/L315.1015.02
Tr9-10x2	R/L315.1320.02
Tr12-14x3	R/L315.1730.02
Tr16-20x4	R/L315.2240.02
Tr22-28x5	R/L315.2750.02
Tr30-36x6	R/L315.3560.02

S

Nombres de passes recommandees

Numero di passate consigliate

V _{max} m/min	Acier (Nmm ² Haute ténacité) Acciaio (N/mm ² Tenacità)					Acier inox. Acciai inossid.	Fonte grise Ghise	Al
	400-500	500-700	700-850	850-1150	> 1150			
	160	140	120	90	70	90	100	300

Pas Passo	Nombre de passes Numero di passate								
	mm	fil/pouce fil./pollici	Acier (Nmm ² Haute ténacité) Acciaio (N/mm ² Tenacità)					Acier inox. Acciai inossid.	Fonte grise Ghise
400-500			500-700	700-850	850-1150	> 1150			
0,8	32	8	8	9	9	10	10	9	8
1,0	24	10	10	12	12	12	12	12	10
1,25	20-19	12	12	14	14	15	15	14	12
1,5	16	15	15	17	17	18	18	17	15
1,75	14	17	17	19	19	21	21	18	17
2,0	12-11	19	20	22	22	25	25	20	18
2,5	10	22	24	26	26	31	31	22	20
3,0-3,5	8	28	30	32	32	38	38	24	22

Le nombre de passages pour le filetage indiqué dans le tableau ci-dessus n'est qu'une valeur indicative.

Il faut tenir compte des points suivants:

- Pour éviter les ruptures au niveau de l'arête de coupe, la profondeur de coupe lors de la première passe ne doit pas être trop importante.
- Les passes à vide (sans Ap) ne sont pas prises en compte dans le tableau.

Il numero di passate consigliate nella tabella soprastante è un numero approssimativo.

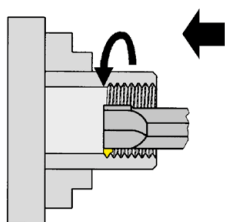
Nota bene:

- Per evitare rotture del tagliente, la profondità della prima passata non dovrebbe essere troppo profonda
- Passate di finitura (con profondità di taglio zero) non sono considerate nella tabella

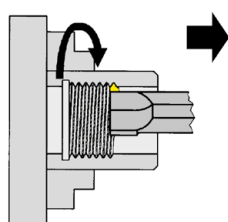
Avances filetage intérieur

Direzione d'avanzamento filettatura interna

Filetage à droite
Filettatura destra

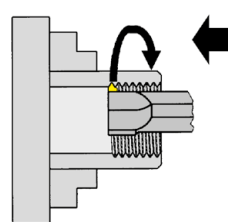


Porte outils à droite
Portainserito destro

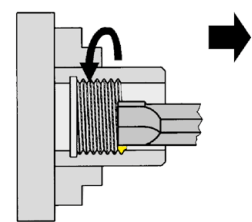


Porte outils à gauche
Portainserito sinistro

Filetage à gauche
Filettatura sinistra



Porte outils à gauche
Portainserito sinistro



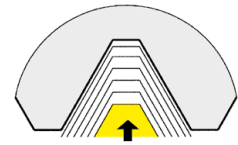
Porte outils à droite
Portainserito destro

Penetration

Penetrazione

Penetration radiale

Profondeur de pénétration identique par flanc. Méthode de filetage la plus courante.



Penetrazione radiale

Sovrametallo uguale sui due fianchi del tagliente. E' il metodo più diffuso nella filettatura di produzione.

Penetration degressive sur un flanc

Effort de coupe amoindri et meilleur état de surface sur le flanc correspondant.



Penetrazione modificata lungo un fianco

Minor usura sul tagliente che conduce a miglior finitura sul fianco corrispondente.

Penetration alternative

Utilisation alternative des arêtes de coupe prolongeant la durée de vie de plaquette.



Penetrazione alternata lungo i fianchi

Entrambi i taglienti vengono utilizzati per l'asportazione, il che significa maggior vita utensile.

Penetration parallele au flanc


Meilleure fragmentation et meilleure évacuation du copeau.



Avanzamento lungo un fianco

Formazione facilitata del truciolo e miglior dispersione del calore.

S

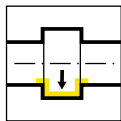




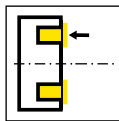
T

Systeme/Sistema	Page/Pag.
105/109/110	506
114	526
15A/25A	536
224	548
229	564
231	584
312	590
A315	596

Porte outils
Portainsero
B105/BU105/H105/
HC105
VDI/B109/B110

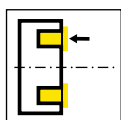


Page/Pag.
508-512



Page/Pag.
518, 521, 523

Plaquette
Inserto
105/A105/A109/A110



Page/Pag.
513-517, 519-520,
522, 524-525

105/109/110



T

Porte outils et plaquettes

Largeur de gorge 0,5 - 3 mm

Portainserito e inserti

Larghezza della gola 0,5 - 3 mm


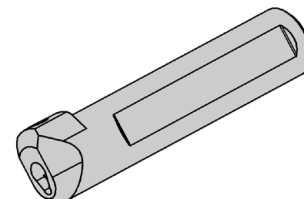
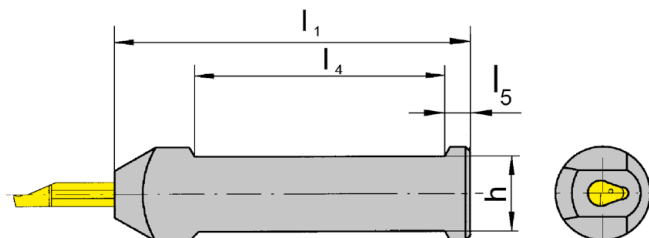
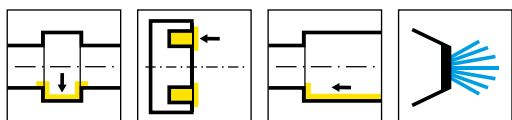


Illustration de coupe à gauche représentée

Figura = taglio sinistro

N° de commande Codice prodotto	d	l ₁	h	l ₄	HWS
B105.0010.01	10	75	9	50	105123 • 105124 • 105125
B105.0012.01	12	75	11	50	105123 • 105124 • 105125
B105.0016.01	16	75	14	50	105123 • 105124 • 105125
B105.0020.01	20	90	18	55	105123 • 105124 • 105125
B105.0022.01	22	90	20	55	105123 • 105124 • 105125
B105.0025.01	25	100	23	55	105123 • 105124 • 105125

T

Pièces Détachées

Ricambi

Porte outils Portainsero	Vis de serrage Vite di serraggio	Tournevis TORX PLUS® Cacciavite TORX PLUS®
B105...	6.075T15P	T15PQ

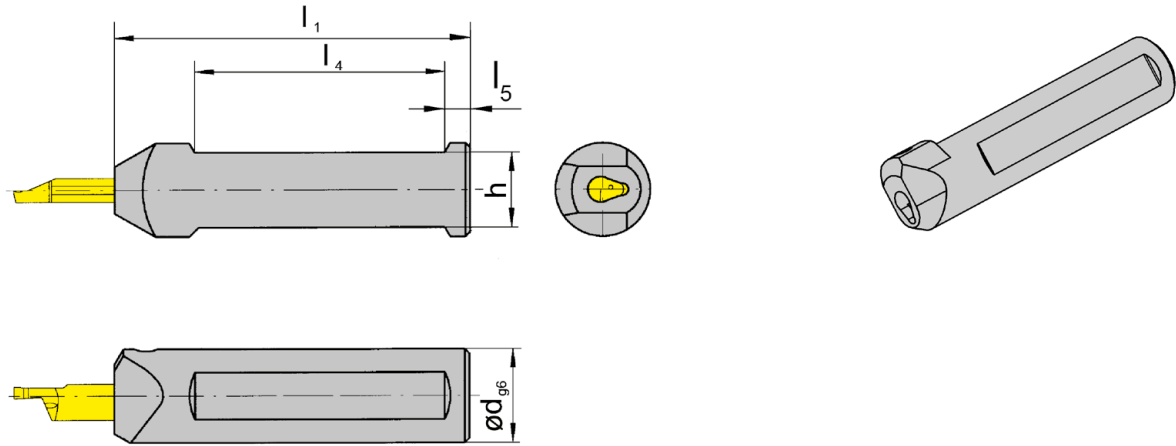
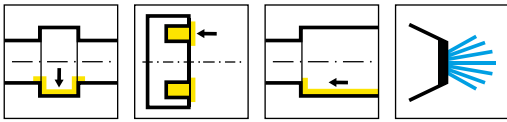


Illustration de coupe à droite représentée
Figura = taglio destro

N° de commande Codice prodotto	d	l ₁	h	l ₄	l ₅	HWS
B105.0028.01	28	120	26	72	12	105123 • 105124 • 105125
BU105.0750.5.01	3/4"	90	17,04	70	5	105123 • 105124 • 105125
BU105.0750.5.3.01	3/4"	152,5	17,05	70	5	105123 • 105124 • 105125
BU105.1000.5.01	1"	90	23,4	65	5	105123 • 105124 • 105125
BU105.1000.5.3.01	1"	152,5	23,4	70	5	105123 • 105124 • 105125

Dimensions en pouce et mm
Dimensioni in pollici e mm

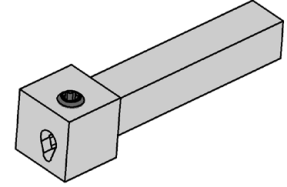
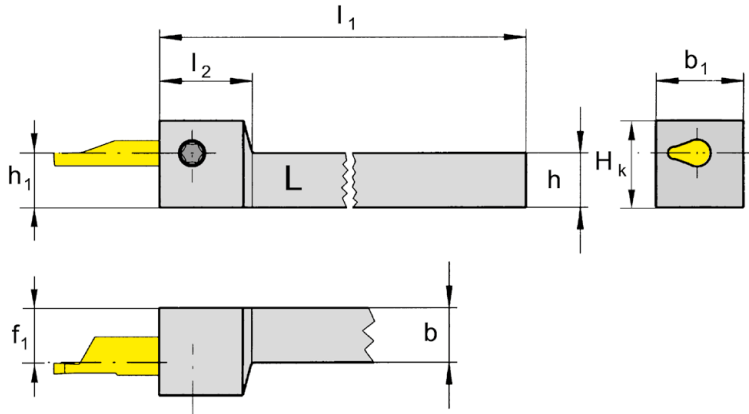
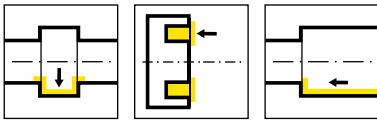
Adaptateur d'arrosage M12x1,5 pour machines Traub.
Le raccord du liquide de coupe ne fait pas partie de la référence.
Adattatore refrigerante M12x1,5 per macchina Traub.
L'adduttore del refrigerante non è incluso

Pièces Détachées

Ricambi

Porte outils Portainsero	Vis de serrage Vite di serraggio	Tournevis TORX PLUS® Cacciavite TORX PLUS®
B/BU105...	6.075T15P	T15PQ





L = version à gauche représentée
L = versione sinistra come in figura

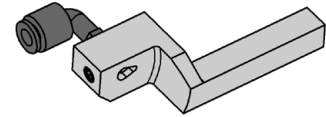
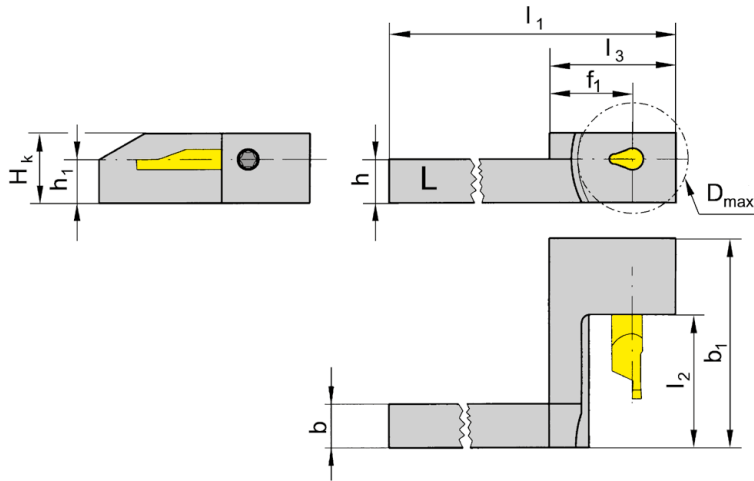
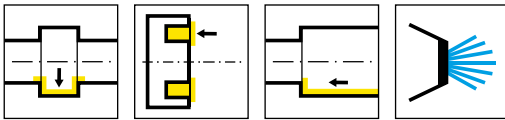
R = version à droite
R = versione destra a specchio

N° de commande Codice prodotto	h	b	l ₁	h ₁	b ₁	f ₁	H _k	l ₂	HWS
RH105.0808.01	8	8	90	8	16	7,5	14	17	105123 • 105124 • 105125
RH105.1010.01	10	10	90	10	16	7,5	16	17	105123 • 105124 • 105125
RH105.1212.01	12	12	90	12	16	7,5	18	17	105123 • 105124 • 105125
RH105.1616.01	16	16	110	16	16	7,5	22	17	105123 • 105124 • 105125
LH105.0808.01	8	8	90	8	16	7,5	14	17	105123 • 105124 • 105125
LH105.1010.01	10	10	90	10	16	7,5	16	17	105123 • 105124 • 105125
LH105.1212.01	12	12	90	12	16	7,5	18	17	105123 • 105124 • 105125
LH105.1616.01	16	16	110	16	16	7,5	22	17	105123 • 105124 • 105125

Pièces Détachées

Ricambi

Porte outils Portainsero	Vis de serrage Vite di serraggio	Tournevis TORX PLUS® Cacciavite TORX PLUS®
R/LH105...	6.075T15P	T15PQ



L = version à gauche représentée
L = versione sinistra come in figura

R = version à droite
R = versione destra a specchio

N° de commande Codice prodotto	h	b	l ₁	l ₃	h ₁	b ₁	f ₁	D _{a max}	H _K	l ₂	HWS
RHC105.0808.21	8	8	99	29	8	32	19	26	13	18	105123 • 105124 • 105125
RHC105.1010.11	10	10	99	29	10	22,7	19	26	16	8	105123 • 105124 • 105125
RHC105.1010.21	10	10	99	29	10	38	19	26	16	18	105123 • 105124 • 105125
RHC105.1010.41	10	10	99	29	10	48	19	26	16	28	105123 • 105124 • 105125
RHC105.1212.21	12	12	99	29	12	38	19	26	18	18	105123 • 105124 • 105125
RHC105.1212.41	12	12	99	29	12	48	19	26	18	28	105123 • 105124 • 105125
RHC105.1616.21	16	16	104	34	16	38	24	36	22	18	105123 • 105124 • 105125
RHC105.1616.41	16	16	104	34	16	48	24	36	22	28	105123 • 105124 • 105125
LHC105.0808.21	8	8	99	29	8	32	19	26	13	18	105123 • 105124 • 105125
LHC105.1212.21	12	12	99	29	12	38	19	26	18	18	105123 • 105124 • 105125
LHC105.1616.21	16	16	104	34	16	38	24	36	22	18	105123 • 105124 • 105125

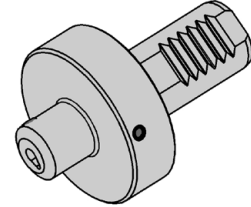
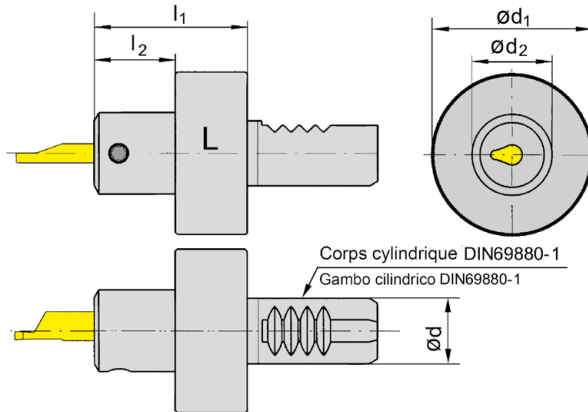
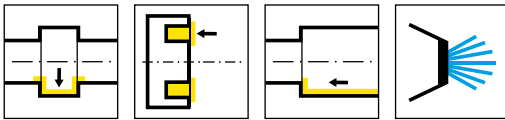
R/LHC105.07.../.08.../.1010.11 = sans arrosage
R/LHC105.07.../.08.../.1010.11 = senza lubrificazione

Pièces Détachées

Ricambi

Porte outils Portainsero	Vis de serrage Vite di serraggio	Tournevis TORX PLUS® Cacciavite TORX PLUS®
R/LHC105...	6.075T15P	T15PQ





L = version à gauche représentée
L = versione sinistra come in figura

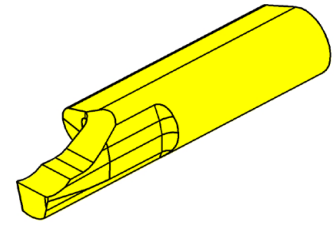
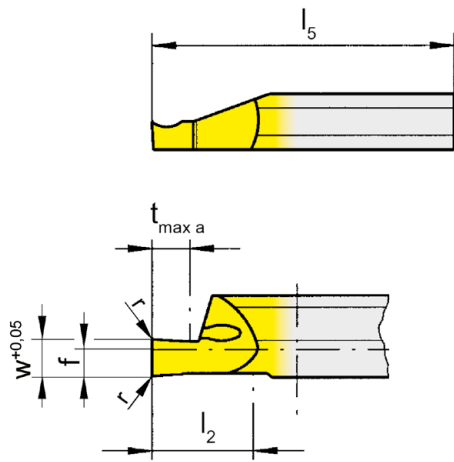
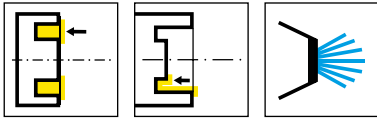
R = version à droite
R = versione destra a specchio

N° de commande Codice prodotto	d	l ₁	l ₂	d ₂	d ₁	HWS
VDI16.L105.20.01	16	38	20	20	40	105123 • 105124 • 105125
VDI16.R105.20.01	16	38	20	20	40	105123 • 105124 • 105125
VDI20.L105.20.01	20	38	20	20	50	105123 • 105124 • 105125
VDI20.R105.20.01	20	38	20	20	50	105123 • 105124 • 105125
VDI25.L105.20.01	25	38	20	20	58	105123 • 105124 • 105125
VDI25.R105.20.01	25	38	20	20	58	105123 • 105124 • 105125
VDI30.L105.20.01	30	38	20	20	68	105123 • 105124 • 105125
VDI30.R105.20.01	30	38	20	20	68	105123 • 105124 • 105125
VDI40.L105.20.01	40	38	20	20	83	105123 • 105124 • 105125
VDI40.R105.20.01	40	38	20	20	83	105123 • 105124 • 105125

Pièces Détachées

Ricambi

Porte outils Portainsero	Vis de serrage Vite di serraggio	Tournevis TORX PLUS® Cacciavite TORX PLUS®
VDI16...	6.075T15P	T15PQ



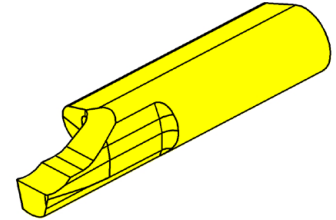
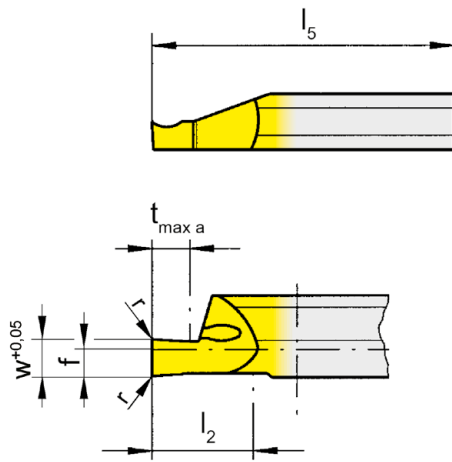
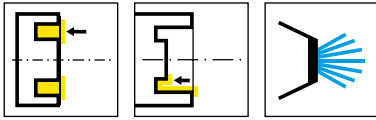
R = version à droite représentée
R = versione destra come in figura

L = version à gauche
L = versione sinistra a specchio

Nuance
Leghe
▲ en stock
a stock
Δ 4 semaines
4 settimane

N° de commande Codice prodotto	w	r	f	b	l ₂	l ₅	t _{max a}	D _{a min}	HIS	MG12	AN25	EG35	ES15	TI25
R105.0505.1.8	0,5	-	2	7	10	25	2	5	105125	▲	▲	▲	▲	▲
R105.0510.1.8	1	0,05	2	7	10	25	2	5	105125	▲	▲	▲	▲	▲
R105.0515.1.8	1,5	0,05	2	7	10	25	3	5	105125	▲	▲	▲	▲	▲
R105.0520.1.8	2	0,05	2	7	10	25	5	5	105125	▲	▲	▲	▲	▲
R105.0510.2.8	1	0,05	2	7	15	35	2	5	105125	Δ	▲	▲	▲	▲
R105.0515.2.8	1,5	0,05	2	7	15	35	3	5	105125	Δ	▲	▲	▲	▲
R105.0520.2.8	2	0,05	2	7	15	35	5	5	105125	Δ	▲	▲	▲	▲
L105.0510.1.8	1	0,05	2	7	10	25	2	5	105125	▲	▲	▲	▲	▲
L105.0515.1.8	1,5	0,05	2	7	10	25	3	5	105125	▲	▲	▲	▲	▲
L105.0520.1.8	2	0,05	2	7	10	25	5	5	105125	Δ	▲	▲	▲	▲
L105.0510.2.8	1	0,05	2	7	15	35	2	5	105125	Δ	▲	Δ	▲	▲
L105.0515.2.8	1,5	0,05	2	7	15	35	3	5	105125	Δ	▲	▲	▲	▲
L105.0520.2.8	2	0,05	2	7	15	35	5	5	105125	Δ	▲	▲	▲	▲
P	o	•	•	•	•	•	•	•						
M	-	o	•	o	•	•	•	•						
K	-	-	o	•	•	•	•	•						
N	-	-	-	-	-	•	•	•						
S	-	-	-	-	-	•	•	•						
H	-	-	-	-	-	-	-	-						





R = version à droite représentée
R = versione destra come in figura

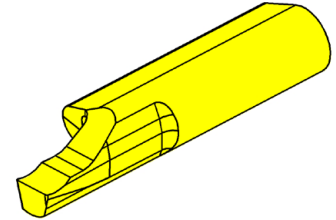
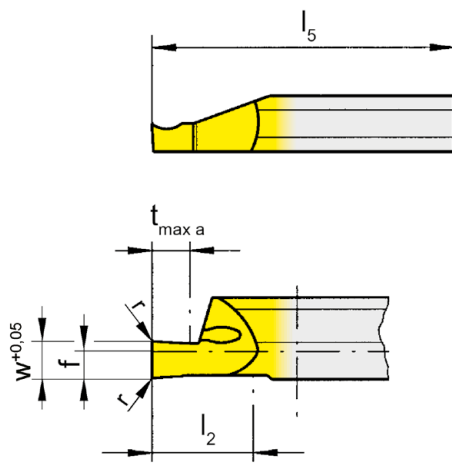
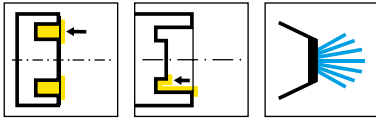
L = version à gauche
L = versione sinistra a specchio

▲ en stock
a stock

Nuance
Leghe
Δ 4 semaines
4 settimane

N° de commande Codice prodotto	w	r	f	b	l ₂	l ₅	t _{max a}	D _{a min}	HIS	MG12	EG35	TI25
R105.0610.1.8	1	0,05	2	7	10	25	2	6	105125	▲	▲	▲
R105.0615.1.8	1,5	0,05	2	7	10	25	3	6	105125	▲	▲	▲
R105.0620.1.8	2	0,05	2	7	10	25	5	6	105125	▲	▲	▲
R105.0610.2.8	1	0,05	2	7	15	35	2	6	105125	▲	▲	▲
R105.0615.2.8	1,5	0,05	2	7	15	35	3	6	105125	▲	▲	▲
R105.0620.2.8	2	0,05	2	7	15	35	5	6	105125	▲	▲	▲
L105.0610.1.8	1	0,05	2	7	10	25	2	6	105125	Δ	▲	▲
L105.0615.1.8	1,5	0,05	2	7	10	25	3	6	105125	Δ	▲	▲
L105.0620.1.8	2	0,05	2	7	10	25	5	6	105125	Δ	▲	▲
L105.0610.2.8	1	0,05	2	7	15	35	2	6	105125	Δ	Δ	▲
L105.0615.2.8	1,5	0,05	2	7	15	35	3	6	105125	Δ	Δ	▲
L105.0620.2.8	2	0,05	2	7	15	35	5	6	105125	Δ	Δ	▲
P										●	●	●
M										-	●	●
K										-	○	●
N										-	-	●
S										-	-	●
H										-	-	-

T



R = version à droite représentée
R = versione destra come in figura

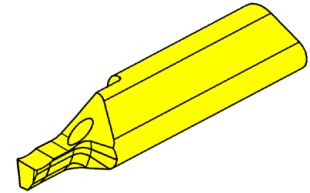
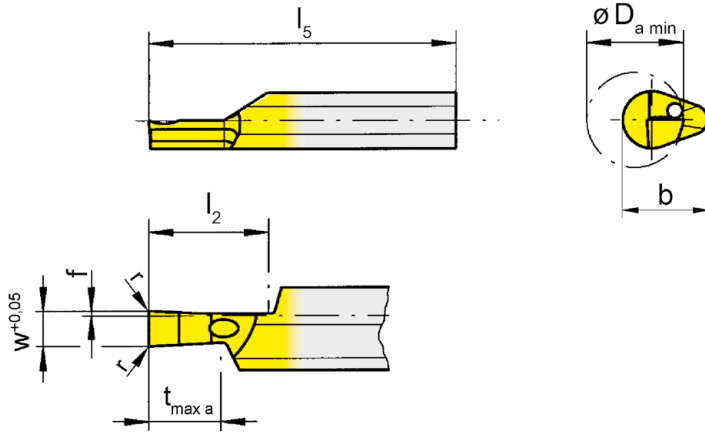
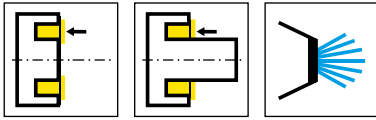
L = version à gauche
L = versione sinistra a specchio

▲ en stock
a stock

Nuance
Leghe
Δ 4 semaines
4 settimane

N° de commande Codice prodotto	w	r	f	b	l ₂	l ₅	t _{max a}	D _{a min}	HIS	EG35	TI25
R105.0810.1.8	1	0,15	2	7	10	25	2	8	105125	▲	▲
R105.0815.1.8	1,5	0,15	2	7	10	25	3	8	105125	▲	▲
R105.0820.1.8	2	0,15	2	7	10	25	4	8	105125	▲	▲
R105.0825.1.8	2,5	0,15	2	7	10	25	5	8	105125	▲	▲
R105.0830.1.8	3	0,15	2	7	10	25	6	8	105125	▲	▲
R105.0810.2.8	1	0,15	2	7	15	35	2	8	105125	▲	▲
R105.0815.2.8	1,5	0,15	2	7	15	35	3	8	105125	▲	▲
R105.0820.2.8	2	0,15	2	7	15	35	4	8	105125	▲	▲
R105.0825.2.8	2,5	0,15	2	7	15	35	5	8	105125	▲	▲
R105.0830.2.8	3	0,15	2	7	15	35	6	8	105125	▲	▲
L105.0810.1.8	1	0,15	2	7	10	25	2	8	105125	▲	▲
L105.0815.1.8	1,5	0,15	2	7	10	25	3	8	105125	▲	▲
L105.0820.1.8	2	0,15	2	7	10	25	4	8	105125	▲	▲
L105.0825.1.8	2,5	0,15	2	7	10	25	5	8	105125	▲	▲
L105.0830.1.8	3	0,15	2	7	10	25	6	8	105125	▲	▲
L105.0810.2.8	1	0,15	2	7	15	35	2	8	105125	▲	▲
L105.0815.2.8	1,5	0,15	2	7	15	35	3	8	105125	▲	▲
L105.0820.2.8	2	0,15	2	7	15	35	4	8	105125	▲	▲
L105.0825.2.8	2,5	0,15	2	7	15	35	5	8	105125	▲	▲
L105.0830.2.8	3	0,15	2	7	15	35	6	8	105125	▲	▲
P	●	●									
M	●	●									
K	○	●									
N	-	●									
S	-	●									
H	-	-									





R = version à droite représentée
R = versione destra come in figura

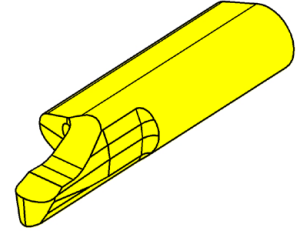
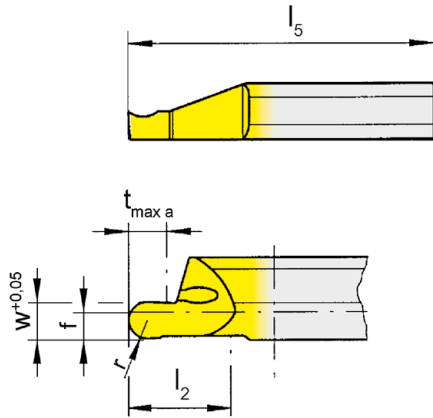
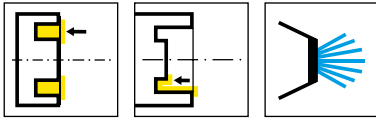
L = version à gauche
L = versione sinistra a specchio

▲ en stock
a stock

Nuance
Leghe
Δ 4 semaines
4 settimane

N° de commande Codice prodotto	w	r	f	b	l ₂	l ₅	t _{max a}	D _{a min}	HIS	EG35	TI25
R105.0810.1.9	1	0,15	0,4	7	10	25	2	8	105125	▲	▲
R105.0815.1.9	1,5	0,15	0,4	7	10	25	3	8	105125	▲	▲
R105.0820.1.9	2	0,15	0,4	7	10	25	4	8	105125	▲	▲
R105.0825.1.9	2,5	0,15	0,4	7	10	25	5	8	105125	▲	▲
R105.0830.1.9	3	0,15	0,4	7	10	25	6	8	105125	▲	▲
L105.0810.1.9	1	0,15	0,4	7	10	25	2	8	105125	▲	▲
L105.0815.1.9	1,5	0,15	0,4	7	10	25	3	8	105125	▲	▲
L105.0820.1.9	2	0,15	0,4	7	10	25	4	8	105125	▲	▲
L105.0825.1.9	2,5	0,15	0,4	7	10	25	5	8	105125	▲	▲
L105.0830.1.9	3	0,15	0,4	7	10	25	6	8	105125	▲	▲
										P	●
										M	●
										K	●
										N	-
										S	-
										H	-

T



R = version à droite représentée
R = versione destra come in figura

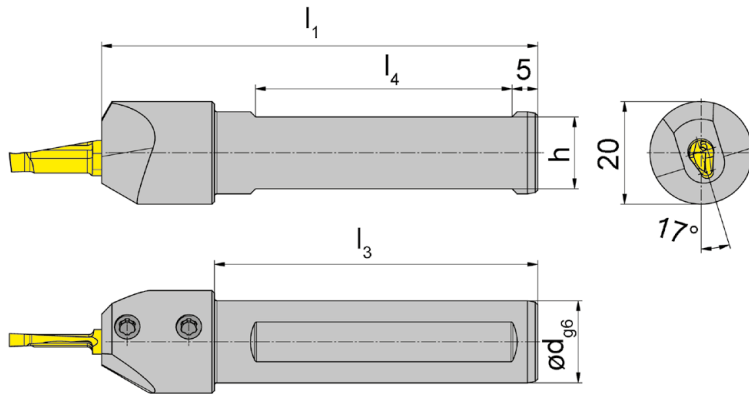
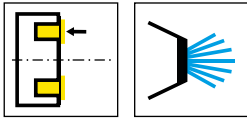
L = version à gauche
L = versione sinistra a specchio

▲ en stock
a stock

Nuance
Leghe
Δ 4 semaines
4 settimane

N° de commande Codice prodotto	w	r	f	b	l ₂	l ₅	t _{max a}	D _{a min}	HIS	EG35	TI25
R105.8V10.1.8	1	0,5	2	7	10	25	2	8	105125	▲	▲
R105.8V16.1.8	1,6	0,8	2	7	10	25	3	8	105125	▲	▲
R105.8V20.1.8	2	1	2	7	10	25	4	8	105125	▲	▲
R105.8V25.1.8	2,5	1,25	2	7	10	25	5	8	105125	▲	▲
R105.8V30.1.8	3	1,5	2	7	10	25	6	8	105125	▲	▲
R105.8V10.2.8	1	0,5	2	7	15	35	2	8	105125	▲	▲
R105.8V16.2.8	1,6	0,8	2	7	15	35	3	8	105125	▲	▲
R105.8V20.2.8	2	1	2	7	15	35	4	8	105125	▲	▲
R105.8V25.2.8	2,5	1,25	2	7	15	35	5	8	105125	▲	▲
R105.8V30.2.8	3	1,5	2	7	15	35	6	8	105125	▲	▲
L105.8V10.1.8	1	0,5	2	7	10	25	2	8	105125	▲	▲
L105.8V16.1.8	1,6	0,8	2	7	10	25	3	8	105125	▲	▲
L105.8V20.1.8	2	1	2	7	10	25	4	8	105125	▲	▲
L105.8V25.1.8	2,5	1,25	2	7	10	25	5	8	105125	Δ	▲
L105.8V30.1.8	3	1,5	2	7	10	25	6	8	105125	▲	▲
L105.8V10.2.8	1	0,5	2	7	15	35	2	8	105125	Δ	▲
L105.8V16.2.8	1,6	0,8	2	7	15	35	3	8	105125	Δ	▲
L105.8V20.2.8	2	1	2	7	15	35	4	8	105125	▲	▲
L105.8V25.2.8	2,5	1,25	2	7	15	35	5	8	105125	Δ	Δ
L105.8V30.2.8	3	1,5	2	7	15	35	6	8	105125	Δ	▲
P	●	●									
M	●	●									
K	○	●									
N	-	●									
S	-	●									
H	-	-									





L = version à gauche représentée
L = versione sinistra come in figura

R = version à droite
R = versione destra a specchio

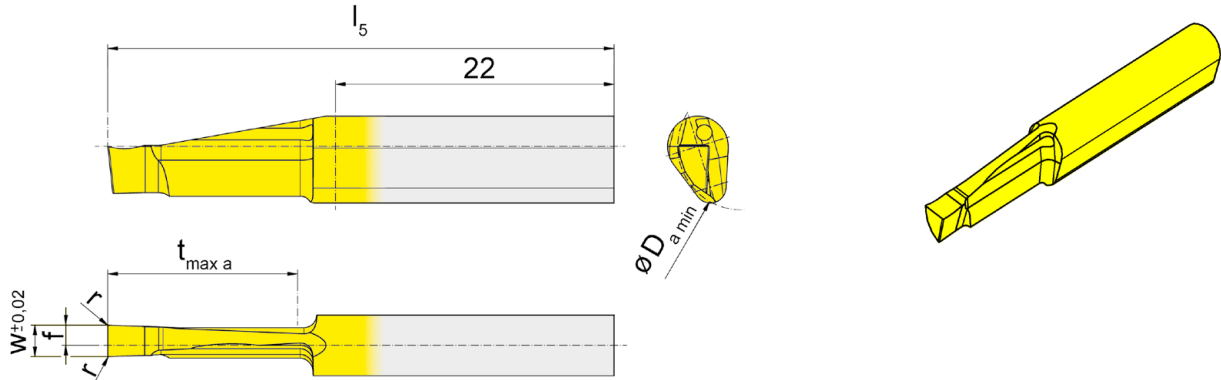
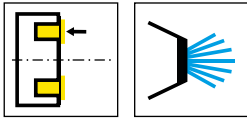
N° de commande Codice prodotto	d	l ₁	l ₃	h	l ₄	HWS
RB105.0016.12.2	16	85	63	14	50	105225
RB105.0020.12.2	20	100	63	18	55	105225
LB105.0016.12.2	16	85	63	14	50	105225
LB105.0020.12.2	20	100	63	18	55	105225

T

Pièces Détachées

Ricambi

Porte outils Portainsero	Vis de serrage Vite di serraggio	Tournevis TORX PLUS® Cacciavite TORX PLUS®
R/LB105...	6.075T15P	T15PQ



L = version à gauche représentée
L = versione sinistra come in figura

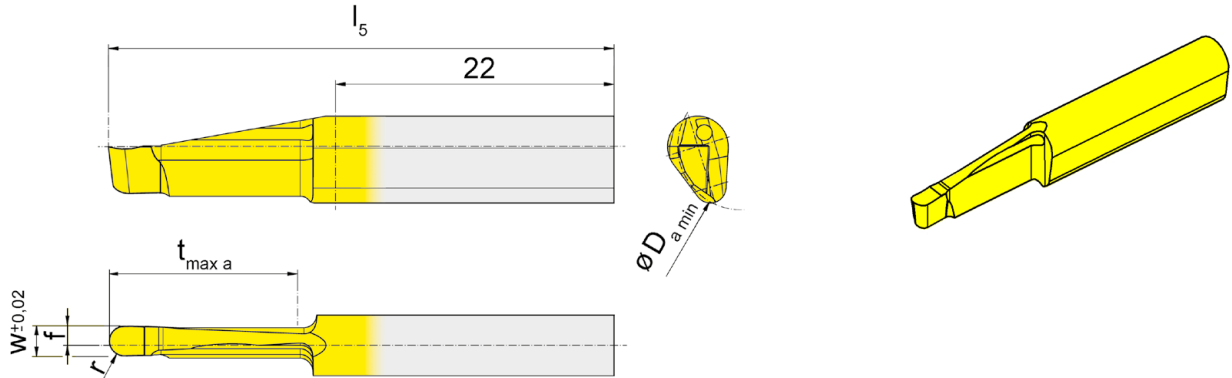
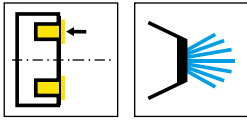
R = version à droite
R = versione destra a specchio

▲ en stock
a stock

Nuance
Leghe
Δ 4 semaines
4 settimane

N° de commande Codice prodotto	w	r	f	l _s	t _{max a}	D _{a min}	HIS	Nuance Leghe	
								EG35	TI25
RA105.1020.2.2	2	0,1	1,4	40	15	10	105225	▲	▲
RA105.1025.2.2	2,5	0,1	1,6	40	15	10	105225	▲	▲
RA105.1030.2.2	3	0,1	1	40	15	10	105225	▲	▲
LA105.1020.2.2	2	0,1	1,4	40	15	10	105225	▲	▲
LA105.1025.2.2	2,5	0,1	1,6	40	15	10	105225	▲	▲
LA105.1030.2.2	3	0,1	1	40	15	10	105225	▲	▲
Gorge frontale sur toute la profondeur possible uniquement Da min 10 - 40 mm! Gole frontali con larghezza e profondità max, sono solo possibili se tra Da min 10 - 40 mm!								P	● ●
								M	● ●
								K	○ ●
								N	- ●
								S	- ●
								H	- -





L = version à gauche représentée
L = versione sinistra come in figura

R = version à droite
R = versione destra a specchio

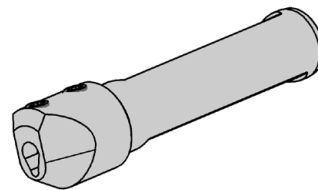
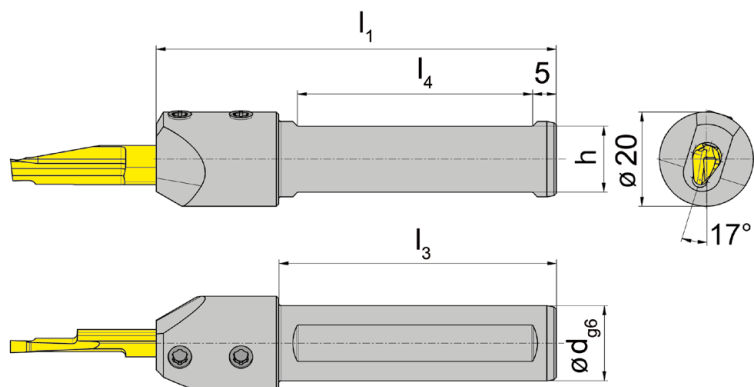
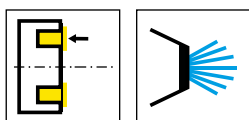
▲ en stock
a stock

Nuance
Leghe
Δ 4 semaines
4 settimane

N° de commande Codice prodotto	w	r	f	l_5	$t_{max a}$	$D_{a min}$	HIS	EG35	TI25
RA105.1020.10.2.2	2	1	1,4	40	15	10	105225	▲	▲
RA105.1025.12.2.2	2,5	1,25	1,6	40	15	10	105225	Δ	▲
RA105.1030.15.2.2	3	1,5	1,9	40	15	10	105225	▲	▲
LA105.1020.10.2.2	2	1	1,4	40	15	10	105225	Δ	▲
LA105.1025.12.2.2	2,5	1,25	1,6	40	15	10	105225	Δ	Δ
LA105.1030.15.2.2	3	1,5	1,9	40	15	10	105225	Δ	▲

Gorge frontale sur toute la profondeur possible uniquement $D_{a min}$ 10 - 40 mm!
Gole frontali con larghezza e profondità max, sono solo possibili se tra $D_{a min}$ 10 - 40 mm!

P	●	●
M	●	●
K	○	●
N	-	●
S	-	●
H	-	-



R = version à droite représentée
R = versione destra come in figura

L = version à gauche
L = versione sinistra a specchio

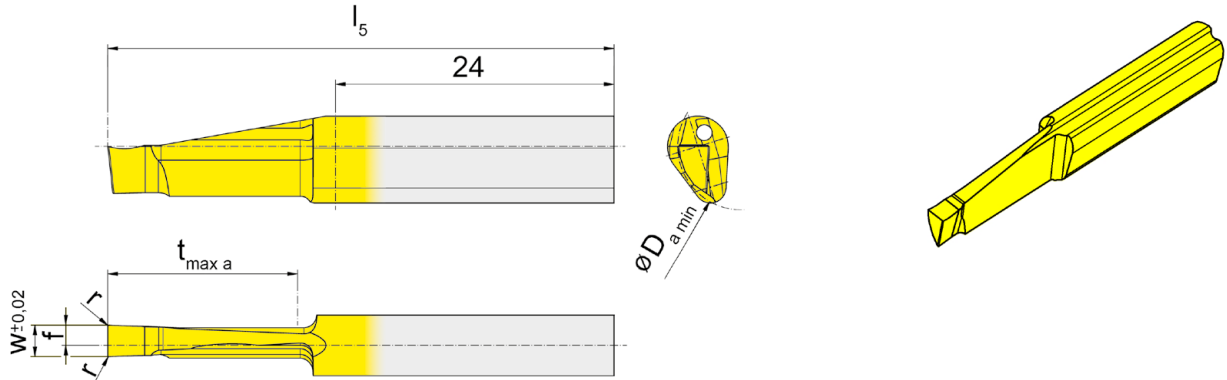
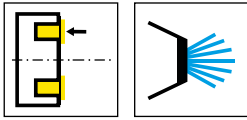
N° de commande Codice prodotto	d	l ₁	l ₃	h	l ₄	HWS
RB109.0016.14.2	16	85	59	14	50	109240
LB109.0016.14.2	16	85	59	14	50	109240

Pièces Détachées

Ricambi

Porte outils Portainsero	Vis de serrage Vite di serraggio	Tournevis TORX PLUS® Cacciavite TORX PLUS®
R/LB109.0016.14.2	6.075T15P	T15PQ





L = version à gauche représentée
L = versione sinistra come in figura

R = version à droite
R = versione destra a specchio

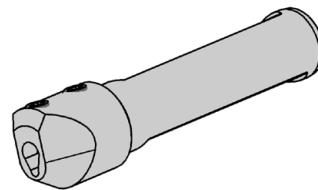
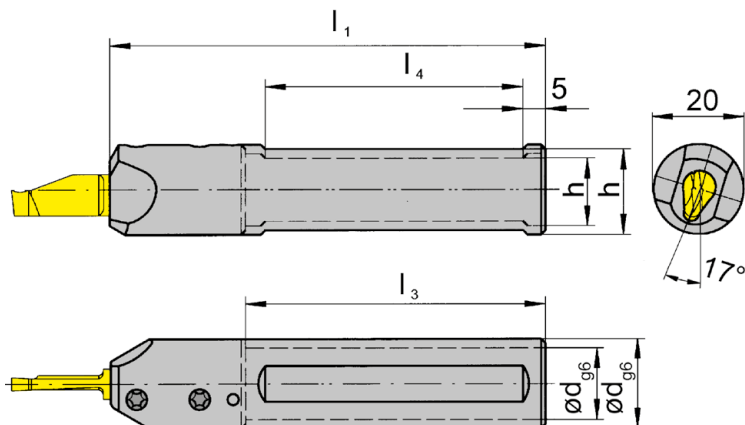
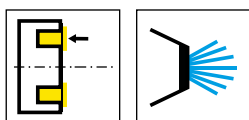
▲ en stock
a stock

Nuance
Leghe
Δ 4 semaines
4 settimane

N° de commande Codice prodotto	w	r	f	l_5	$t_{max a}$	$D_{a min}$	HIS	T125
RA109.1520.3.2	2	0,1	1	48	20	15	109240	▲
RA109.1525.3.2	2,5	0,1	1,2	48	20	15	109240	▲
RA109.1530.3.2	3	0,1	1,5	48	20	15	109240	▲
LA109.1520.3.2	2	0,1	1	48	20	15	109240	Δ
LA109.1525.3.2	2,5	0,1	1,2	48	20	15	109240	Δ
LA109.1530.3.2	3	0,1	1,5	48	20	15	109240	▲

Gorge frontale sur toute la profondeur possible uniquement Da min 15 - 40 mm!
Gole frontali con larghezza e profondità max, sono solo possibili se tra Da min 15 - 40 mm!

P	●
M	●
K	●
N	●
S	●
H	-



R = version à droite représentée
R = versione destra come in figura

L = version à gauche
L = versione sinistra a specchio

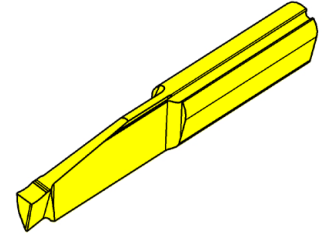
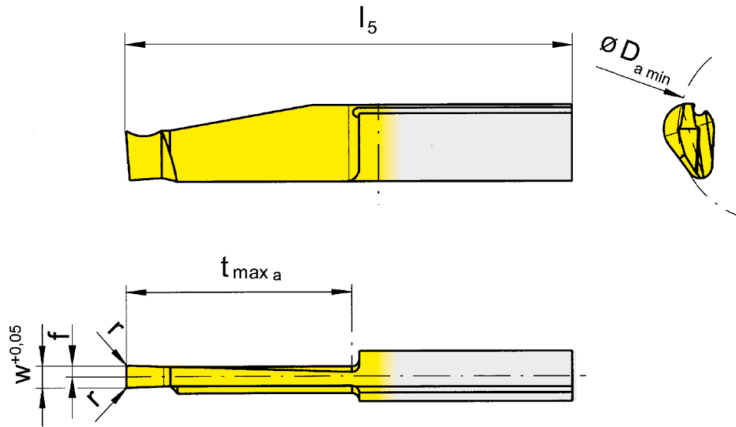
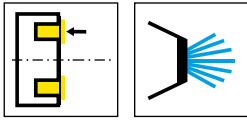
N° de commande Codice prodotto	d	l ₁	l ₃	h	l ₄	HWS
RB110.0016.16.2	16	100	70	14	55	110260
RB110.0020.16.2	20	100	-	18	55	110260
LB110.0016.16.2	16	100	70	14	55	110260
LB110.0020.16.2	20	100	-	18	55	110260

Pièces Détachées

Ricambi

Porte outils Portainsero	Vis de serrage Vite di serraggio	Tournevis TORX PLUS® Cacciavite TORX PLUS®
R/LB110...	6.075T15P	T15PQ





L = version à gauche représentée
L = versione sinistra come in figura

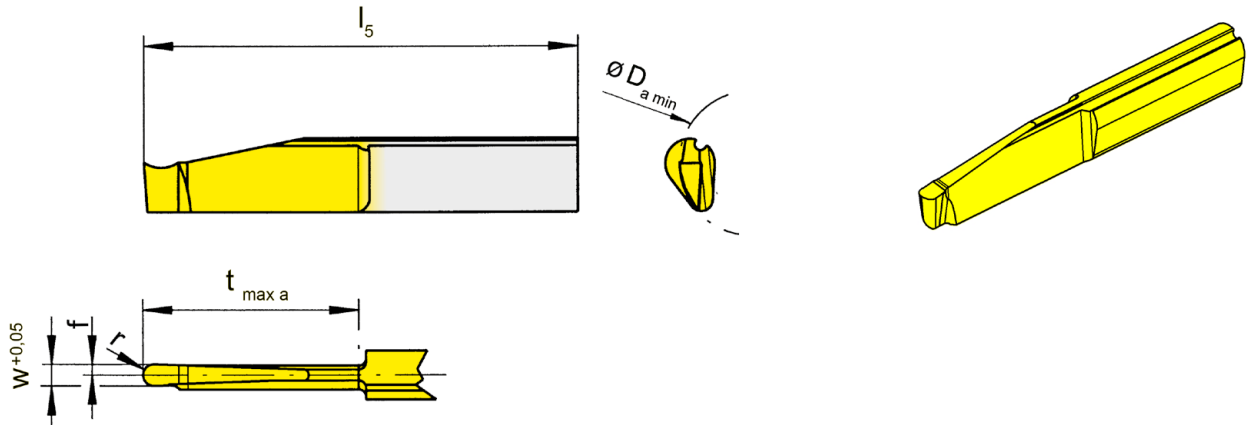
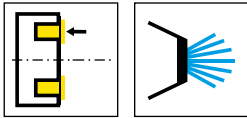
R = version à droite
R = versione destra a specchio

▲ en stock
a stock

Nuance
Leghe
Δ 4 semaines
4 settimane

N° de commande Codice prodotto	w	r	f	l ₅	t _{max a}	D _{a min}	HIS	Nuance Leghe				
								EG35	TH35	TI25	TN35	
RA110.2030.3.0	3	0,2	1,5	50	20	20	110260	▲	▲	▲	▲	
RA110.2030.5.0	3	0,2	1,5	60	30	20	110260	▲	▲	▲	▲	
RA110.5030.3.0	3	0,2	1,5	50	20	50	110260	▲	▲	▲	▲	
RA110.5030.5.0	3	0,2	1,5	60	30	50	110260	▲	▲	▲	▲	
LA110.2030.3.0	3	0,2	1,5	50	20	20	110260	▲	▲	▲	▲	
LA110.2030.5.0	3	0,2	1,5	60	30	20	110260	▲	▲	▲	▲	
LA110.5030.3.0	3	0,2	1,5	50	20	50	110260	▲	▲	▲	▲	
LA110.5030.5.0	3	0,2	1,5	60	30	50	110260	▲	▲	▲	▲	
Gorge frontale sur toute la profondeur possible uniquement Da min 20 - 50 mm. Gole frontali con larghezza e profondità max, sono solo possibili se tra Da min 20 - 50 mm.								P	●	●	●	●
								M	●	●	●	●
								K	○	●	●	●
								N	-	●	●	●
								S	-	●	●	●
								H	-	-	-	-

T



L = version à gauche représentée
L = versione sinistra come in figura

R = version à droite
R = versione destra a specchio

▲ en stock
a stock

Nuance
Leghe
Δ 4 semaines
4 settimane

N° de commande Codice prodotto	w	r	f	l_5	$t_{max a}$	$D_{a min}$	HIS	EG35	TN35
RA110.2030.15.5.0	3	1,5	1,5	60	30	20	110260	▲	▲
LA110.2030.15.5.0	3	1,5	1,5	60	30	20	110260	▲	▲

Gorge frontale sur toute la profondeur possible uniquement $D_{a min}$ 20 - 50 mm.
Gole frontali con larghezza e profondità max, sono solo possibili se tra $D_{a min}$ 20 - 50 mm.

P	●	●
M	●	●
K	○	●
N	-	●
S	-	●
H	-	-

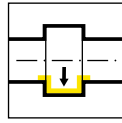


Gorge frontale

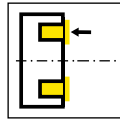
Gole assiali



Porte outils
Portainsero
B114/BA114/HC114

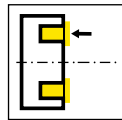


Page/Pag.
528-529



Page/Pag.
530-531

Plaquette
Inserto
114



Page/Pag.
532-535

T

114



Porte outils et plaquettes

Largeur de gorge 1 - 3 mm

Portainserito e inserti

Larghezza della gola 1 - 3 mm

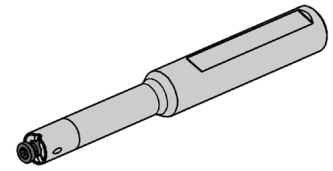
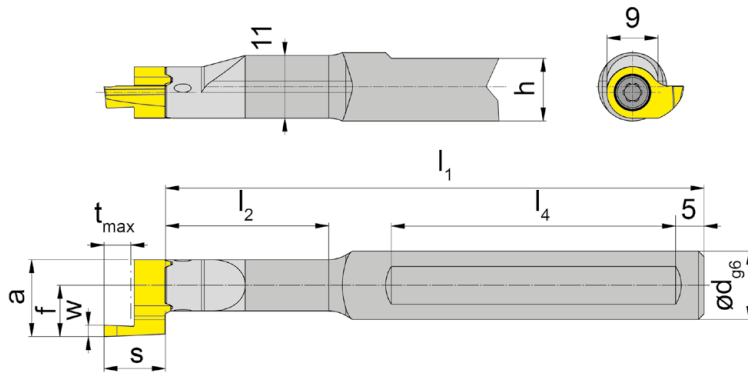
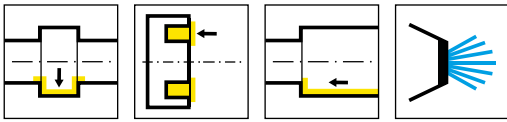


Illustration de coupe à droite représentée
Figura = taglio destro

N° de commande Codice prodotto	d	l ₁	l ₂	h	l ₄	HWS
B114.0012.00	12	69,7	14,2	11	40	311090R • 311090L
B114.0012.01	12	94,7	28,7	11	50	311090R • 311090L
B114.0012.02	12	104,7	39,7	11	50	311090R • 311090L
B114.0012.03	12	124,7	58,7	11	50	311090R • 311090L
B114.0016.00	16	74,7	14,2	15	40	311090R • 311090L
B114.0016.01	16	94,7	28,7	15	50	311090R • 311090L
B114.0016.02	16	104,7	39,7	15	50	311090R • 311090L
B114.0016.03	16	124,7	58,7	15	50	311090R • 311090L

w, a, s, tmax et f voir plaquettes
w, a, s, tmax, f vd. Inserti

Pièces Détachées

Ricambi

Porte outils Portainsero	Vis de serrage Vite di serraggio	Tournevis TORX PLUS® Cacciavite TORX PLUS®
B114...	4.12T15EP	T15PQ

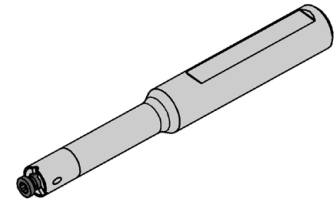
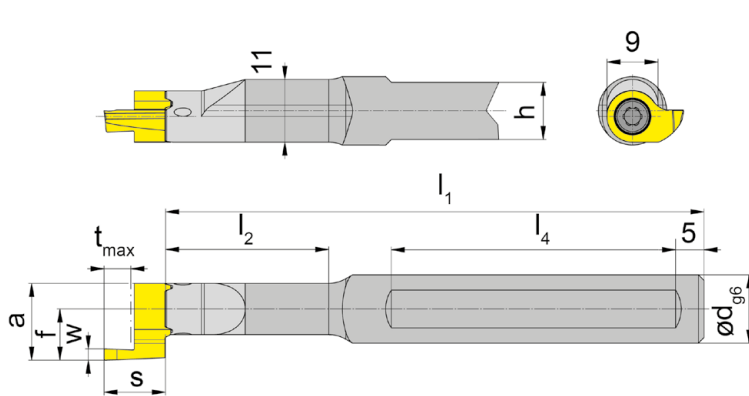
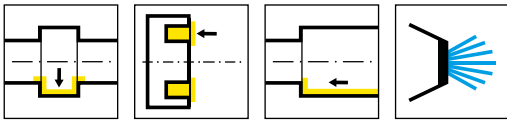


Illustration de coupe à droite représentée
Figura = taglio destro

N° de commande Codice prodotto	d	l ₁	l ₂	h	l ₄	HWS
B114.0012.2.00	12	69,7	14,2	11	40	311090R • 311090L
B114.0012.2.01	12	94,7	28,7	11	50	311090R • 311090L
B114.0012.2.02	12	104,7	39,7	11	50	311090R • 311090L
B114.0012.2.03	12	124,7	58,7	11	50	311090R • 311090L
B114.0016.2.00	16	74,7	14,2	14	40	311090R • 311090L
B114.0016.2.01	16	94,7	28,7	14	50	311090R • 311090L
B114.0016.2.02	16	104,7	39,7	14	50	311090R • 311090L
B114.0016.2.03	16	124,7	58,7	14	50	311090R • 311090L

w, a, s, tmax et f voir plaquettes
w, a, s, tmax, f vd. Inserti

Pièces Détachées

Ricambi

Porte outils Portainsero	Vis de serrage Vite di serraggio	Tournevis TORX PLUS® Cacciavite TORX PLUS®
B114...	4.12T15EP	T15PQ



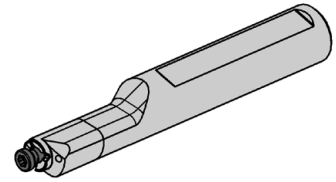
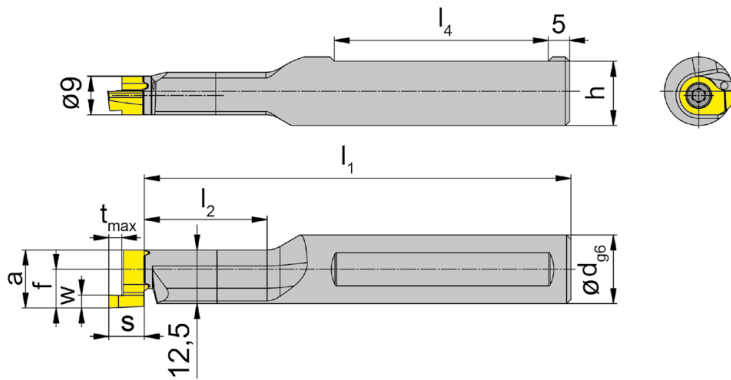
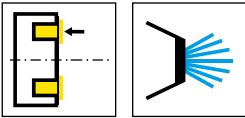


Illustration de coupe à droite représentée
Figura = taglio destro

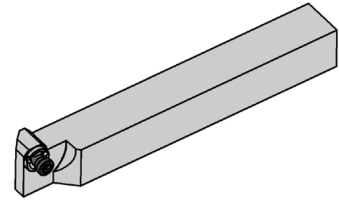
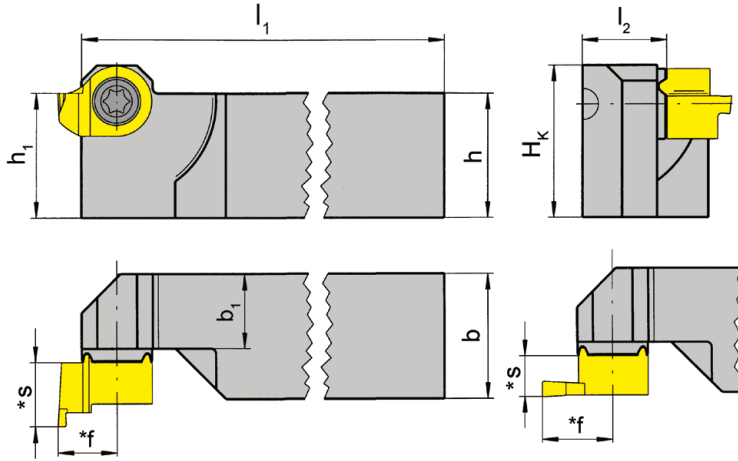
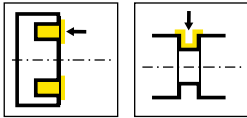
N° de commande Codice prodotto	d	l_1	l_2	h	l_4	HWS
RBA114.0016.01	16	99,7	28,7	15	50	311090R • 311090L
RBA114.0016.02	16	109,7	39,7	15	50	311090R • 311090L
LBA114.0016.01	16	99,7	28,7	15	50	311090R • 311090L
LBA114.0016.02	16	109,7	39,7	15	50	311090R • 311090L

w, a, s, tmax et f voir plaquettes
w, a, s, tmax, f vd. Inserti

Pièces Détachées

Ricambi

Porte outils Portainsero	Vis de serrage Vite di serraggio	Tournevis TORX PLUS® Cacciavite TORX PLUS®
R/LBA114...	4.12T15EP	T15PQ



R = version à droite représentée
R = versione destra come in figura

L = version à gauche
L = versione sinistra a specchio

N° de commande Codice prodotto	h	b	l ₁	l ₂	h ₁	b ₁	H _k	HWS
RHC114.1212.01	12	12	122	11,2	12	9,5	15,6	311090R • 311090L
RHC114.1616.01	16	16	122	11,2	16	9,5	19,6	311090R • 311090L
RHC114.2020.01	20	20	122	15,2	20	13,5	23,6	311090R • 311090L
RHC114.2525.01	25	25	147	20,2	25	18,5	28,6	311090R • 311090L
LHC114.1212.01	12	12	122	11,2	12	9,5	15,6	311090R • 311090L
LHC114.1616.01	16	16	122	11,2	16	9,5	19,6	311090R • 311090L
LHC114.2020.01	20	20	122	15,2	20	13,5	23,6	311090R • 311090L
LHC114.2525.01	25	25	147	20,2	25	18,5	28,6	311090R • 311090L

* voir plaquettes
* vd. inserti

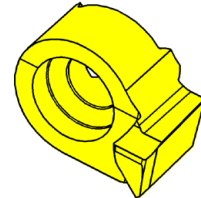
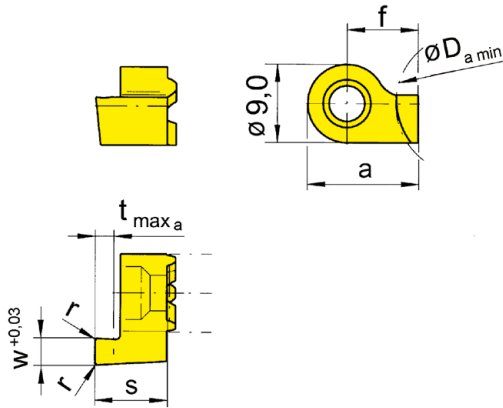
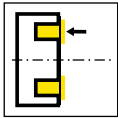
Porte outils droite sont utilisable pour les plaquettes à gauche. Porte outils gauche sont utilisable pour les plaquettes à droite.
Utilizzare portainsero destro su inserto sinistro. Utilizzare portainsero sinistro su inserto destro.

Pièces Détachées

Ricambi

Porte outils Portainsero	Vis de serrage Vite di serraggio	Tournevis TORX PLUS® Cacciavite TORX PLUS®
R/LHC114...	4.12T15EP	T15PQ





R = version à droite représentée
R = versione destra come in figura

L = version à gauche
L = versione sinistra a specchio

▲ en stock
▲ a stock

Nuance
Leghe
▲ 4 semaines
▲ 4 settimane

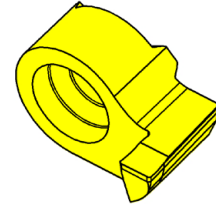
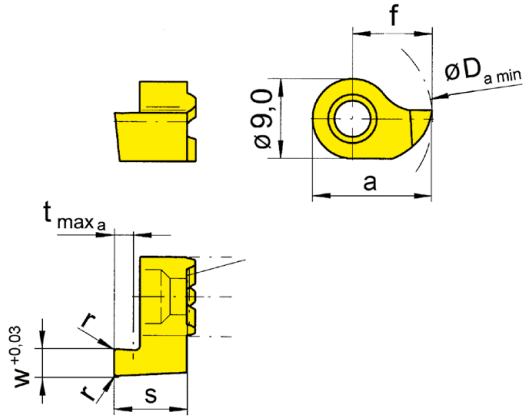
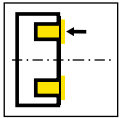
N° de commande Codice prodotto	w	s	f	a	r	t _{max a}	D _{a min}	HIS	EG55	TN35
R114.1210.00	1	8,3	7,5	12	-	1,5	12	311090R	▲	▲
R114.1215.00	1,5	8,3	7,5	12	0,2	2,5	12	311090R	▲	▲
R114.1220.00	2	8,3	7,5	12	0,2	3	12	311090R	▲	▲
R114.1225.00	2,5	8,3	7,5	12	0,2	3	12	311090R	▲	▲
R114.1230.00	3	8,3	7,5	12	0,2	3	12	311090R	▲	▲
R114.1220.5.00	2	10,8	7,5	12	0,2	5	12	311090R	▲	▲
R114.1225.5.00	2,5	10,8	7,5	12	0,2	5	12	311090R	▲	▲
R114.1230.6.00	3	11,8	7,5	12	0,2	6	12	311090R	▲	▲
L114.1210.00	1	8,3	7,5	12	-	1,5	12	311090L	▲	▲
L114.1215.00	1,5	8,3	7,5	12	0,2	2,5	12	311090L	▲	▲
L114.1220.00	2	8,3	7,5	12	0,2	3	12	311090L	▲	▲
L114.1225.00	2,5	8,3	7,5	12	0,2	3	12	311090L	▲	▲
L114.1230.00	3	8,3	7,5	12	0,2	3	12	311090L	▲	▲
L114.1220.5.00	2	10,8	7,5	12	0,2	5	12	311090L	▲	▲
L114.1225.5.00	2,5	10,8	7,5	12	0,2	5	12	311090L	▲	▲
L114.1230.6.00	3	11,8	7,5	12	0,2	6	12	311090L	▲	▲

Usinage frontal le long d'un axe!
Lavorazione oltre l'asse del pezzo

R = rotation antihoraire! Utiliser les plaquettes à gorges frontales type 114 sur les porte outils type B114 la cote l1 et l2 doivent être augmentées de 3,0 / 5,5 ou 6,5 mm.

R = rotazione senso antiorario! Utilizzando l'inserto tipo 114 per gole assiali con portainserito B114 le quote l1 e l2 devono essere incrementate di 3,0 / 5,5 o 6,5 mm.

P	●	●
M	○	●
K	○	●
N	-	●
S	-	●
H	-	-



R = version à droite représentée
R = versione destra come in figura

L = version à gauche
L = versione sinistra a specchio

▲ en stock
a stock

Nuance
Leghe
Δ 4 semaines
4 settimane

N° de commande Codice prodotto	w	s	f	a	r	t _{max a}	D _{a min}	HIS	MG12	EG55	TF45	TN35
R114.1410.00	1	8,3	9	13,5	-	1,5	14	311090R	Δ	▲		▲
R114.1415.00	1,5	8,3	9	13,5	0,2	2,5	14	311090R		▲		▲
R114.1420.00	2	8,3	9	13,5	0,2	3	14	311090R		▲		▲
R114.1425.00	2,5	8,3	9	13,5	0,2	3	14	311090R		▲		▲
R114.1430.00	3	8,3	9	13,5	0,2	3	14	311090R	▲	▲		▲
R114.1420.5.00	2	10,8	9	13,5	0,2	5	14	311090R		▲		▲
R114.1425.5.00	2,5	10,8	9	13,5	0,2	5	14	311090R		▲		▲
R114.1430.6.00	3	11,8	9	13,5	0,2	6	14	311090R		▲		▲
L114.1410.00	1	8,3	9	13,5	-	1,5	14	311090L	Δ	▲		▲
L114.1415.00	1,5	8,3	9	13,5	0,2	2,5	14	311090L		▲		▲
L114.1420.00	2	8,3	9	13,5	0,2	3	14	311090L		▲		▲
L114.1425.00	2,5	8,3	9	13,5	0,2	3	14	311090L		▲		▲
L114.1430.00	3	8,3	9	13,5	0,2	3	14	311090L	Δ			▲
L114.1420.5.00	2	10,8	9	13,5	0,2	5	14	311090L		▲		▲
L114.1425.5.00	2,5	10,8	9	13,5	0,2	5	14	311090L		▲		▲
L114.1430.6.00	3	11,8	9	13,5	0,2	6	14	311090L		▲		▲
P	o	•	•	•								
M	-	o	•	•								
K	-	o	•	•								
N	-	-	•	•								
S	-	-	•	•								
H	-	-	-	-								

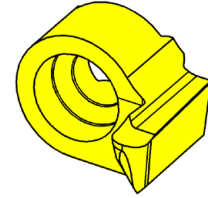
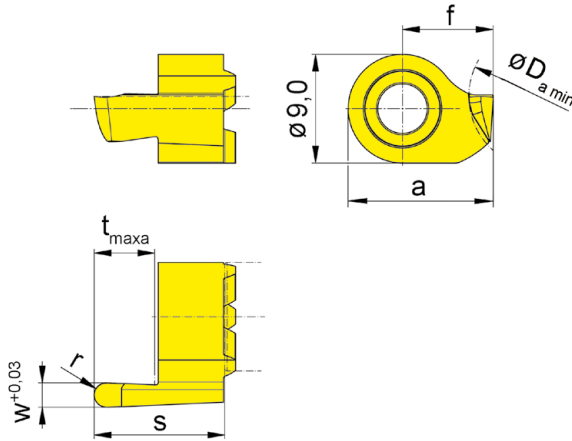
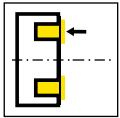
Usinage frontal!

Lavorazione a cavallo del pezzo

R = rotation horaire! Utiliser les plaquettes à gorges frontales type 114 sur les porte outils type B114 la cote l1 et l2 doivent être augmentées de 3,0 / 5,5 ou 6,5 mm.

R = rotazione senso orario! Utilizzando l'inserto tipo 114 per gole assiali con portainserito B114 le quote l1 e l2 devono essere incrementate di 3,0 / 5,5 o 6,5 mm.





R = version à droite représentée
R = versione destra come in figura

L = version à gauche
L = versione sinistra a specchio

▲ en stock
a stock

Nuance
Leghe
Δ 4 semaines
4 settimane

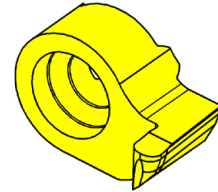
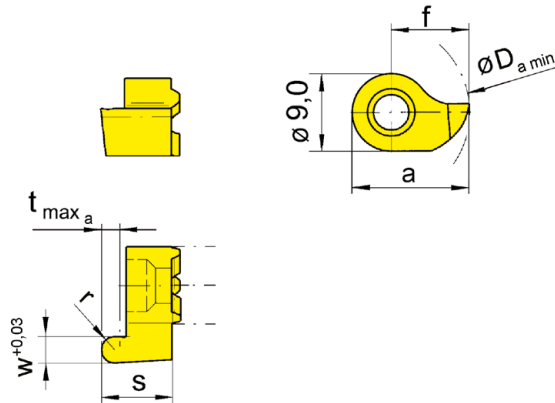
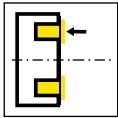
N° de commande Codice prodotto	w	s	f	a	r	t _{max a}	D _{a min}	HIS	EG55	TN35
R114.1220.5.10	2	10,8	7,5	12	1	5	12	311090R	▲	▲
R114.1225.5.12	2,5	10,8	7,5	12	1,25	5	12	311090R	▲	▲
R114.1230.6.15	3	11,8	7,5	12	1,5	6	12	311090R	▲	▲
L114.1220.5.10	2	10,8	7,5	12	1	5	12	311090L	▲	▲
L114.1225.5.12	2,5	10,8	7,5	12	1,25	5	12	311090L	▲	▲
L114.1230.6.15	3	11,8	7,5	12	1,5	6	12	311090L	▲	▲

Rayon complet Usinage frontal le long d'un axe!
Raggio completo Lavorazione oltre l'asse del pezzo

R = rotation anti horaire! Utiliser les plaquettes à gorges frontales type 114 sur les porte outils type B114 la cote l1 et l2 doivent être augmentées de 5,5 ou 6,5 mm.

R = rotazione anti-oraria! Utilizzando l'inserto per gole assiali tipo 114 sul portainsero tipo B114, la dimensione l1 e l2 aumenteranno di 5,5 o 6,5 mm.

P	●	●
M	○	●
K	○	●
N	-	●
S	-	●
H	-	-



R = version à droite représentée
R = versione destra come in figura

L = version à gauche
L = versione sinistra a specchio

▲ en stock
a stock

Nuance
Leghe
Δ 4 semaines
4 settimane

N° de commande Codice prodotto	w	s	f	a	r	t _{max a}	D _{a min}	HIS	EG55	TN35
R114.1410.05	1	8,3	9	13,5	0,5	1,5	14	311090R	▲	▲
R114.1416.08	1,6	8,3	9	13,5	0,8	2,5	14	311090R	▲	▲
R114.1420.10	2	8,3	9	13,5	1	3	14	311090R	▲	▲
R114.1425.12	2,5	8,3	9	13,5	1,25	3	14	311090R	▲	▲
R114.1430.15	3	8,3	9	13,5	1,5	3	14	311090R	▲	▲
L114.1410.05	1	8,3	9	13,5	0,5	1,5	14	311090L	▲	▲
L114.1416.08	1,6	8,3	9	13,5	0,8	2,5	14	311090L	▲	▲
L114.1420.10	2	8,3	9	13,5	1	3	14	311090L	▲	▲
L114.1425.12	2,5	8,3	9	13,5	1,25	3	14	311090L	▲	▲
L114.1430.15	3	8,3	9	13,5	1,5	3	14	311090L	Δ	▲

Rayon complet **Usinage frontal!**

Raggio completo Lavorazione a cavallo del pezzo

R = rotation horaire! Utiliser les plaquettes à gorges frontales type 114 sur les porte outils type B114 la cote l1 et l2 doivent être augmentées de 3,0 mm.

R = rotazione senso orario! Utilizzando l'inserto tipo 114 per gole assiali con portainsero B114 le quote l1 e l2 devono essere incrementate di 3,0 mm.

P	●	●
M	○	●
K	○	●
N	-	●
S	-	●
H	-	-

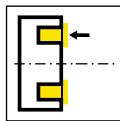


Gorge frontale

Gole assiali

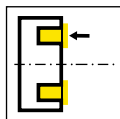


Porte outils
Portainsero
H25A/IB25A




Page/Pag.
538-539, 541

Cassette
Cartuccia
AK25A

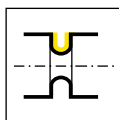


Page/Pag.
540

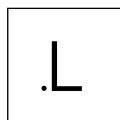
Plaquette
Inserto
S15A



Page/Pag.
542




Page/Pag.
543

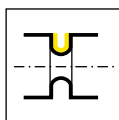


Page/Pag.
544

Plaquette amovibile
Inserto
S25A



Page/Pag.
545



Page/Pag.
546

T

15A/25A



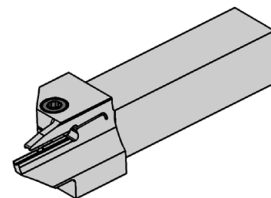
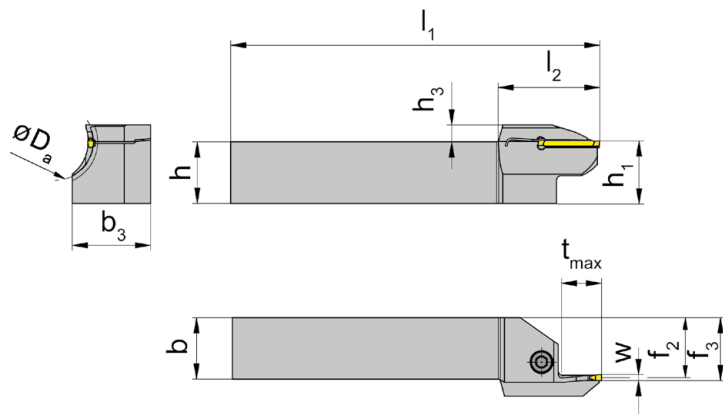
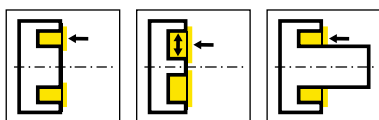
T

Porte outils et plaquettes

Largeur de gorge 2 - 4 mm

Portainserito e inserti

Larghezza della gola 2 - 4 mm



L = version à gauche représentée
L = versione sinistra come in figura

R = version à droite
R = versione destra a specchio

N° de commande Codice prodotto	h	b	l ₁	l ₂	h ₁	b ₃	f ₂	f ₃	t _{max}	h ₃	D _{a min}	D _{a max}	HWS
RAH25A.12.1520.02	12	12	120	32	12,3	15,5	11,5	12,5	12	5	15	20	25A02
RAH25A.12.2025.02	12	12	120	32	12,3	16,5	11,5	12,5	12	5	20	25	25A02
RAH25A.12.2530.02	12	12	120	33	12,3	17,5	11,5	12,5	13	5,5	25	30	25A02
RAH25A.16.1520.02	16	16	120	32	16,3	19,5	15,5	16,5	12	5	15	20	25A02
RAH25A.16.2025.02	16	16	120	32	16,3	20,5	15,5	16,5	12	5	20	25	25A02
RAH25A.16.2530.02	16	16	120	33	16,3	21,5	15,5	16,5	13	5,5	25	30	25A02
RAH25A.20.1520.02	20	20	120	32	20,3	23,5	19,5	20,5	12	5	15	20	25A02
RAH25A.20.2025.02	20	20	120	32	20,3	24,5	19,5	20,5	12	5	20	25	25A02
RAH25A.20.2530.02	20	20	120	33	20,3	25,5	19,5	20,5	13	5,5	25	30	25A02
LAH25A.12.1520.02	12	12	120	32	12,3	15,5	11,5	12,5	12	5	15	20	25A02
LAH25A.12.2025.02	12	12	120	32	12,3	16,5	11,5	12,5	12	5	20	25	25A02
LAH25A.12.2530.02	12	12	120	33	12,3	17,5	11,5	12,5	13	5,5	25	30	25A02
LAH25A.16.1520.02	16	16	120	32	16,3	19,5	15,5	16,5	12	5	15	20	25A02
LAH25A.16.2025.02	16	16	120	32	16,3	20,5	15,5	16,5	12	5	20	25	25A02
LAH25A.16.2530.02	16	16	120	33	16,3	21,5	15,5	16,5	13	5,5	25	30	25A02
LAH25A.20.1520.02	20	20	120	32	20,3	23,5	19,5	20,5	12	5	15	20	25A02
LAH25A.20.2025.02	20	20	120	32	20,3	24,5	19,5	20,5	12	5	20	25	25A02
LAH25A.20.2530.02	20	20	120	33	20,3	25,5	19,5	20,5	13	5,5	25	30	25A02

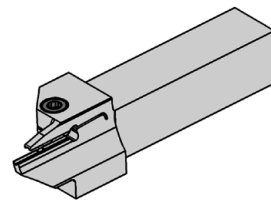
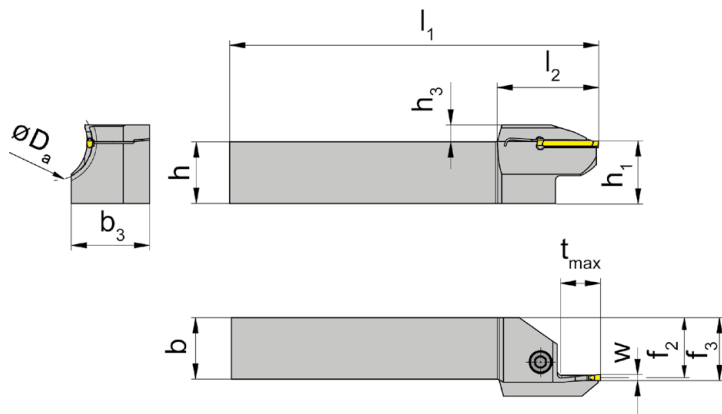
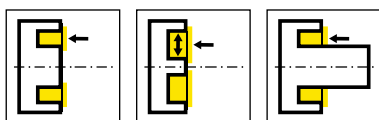
L'arête de coupe doit être réglé de 0,3 mm au-dessus de la hauteur de centre
Il tagliente deve essere posizionato 0,3 mm sopra centro

w voir plaquettes amovibles
w vd. inserti

Pièces Détachées

Ricambi

Porte outils Portainsero	Vis de serrage Vite di serraggio	Tournevis TORX PLUS® Cacciavite TORX PLUS®
R/LAH25A.12...	5.14T20P	T20PQ
R/LAH25A...	5.13T20P	T20PQ



L = version à gauche représentée
L = versione sinistra come in figura

R = version à droite
R = versione destra a specchio

N° de commande Codice prodotto	h	b	l ₁	l ₂	h ₁	b ₃	f ₂	f ₃	t _{max}	h ₃	D _{a min}	D _{a max}	HWS
RAH25A.12.1520.03	12	12	120	32	12,3	17	11	12,5	13	5,5	15	20	25A03
RAH25A.16.1520.03	16	16	120	32	16,3	21	15	16,5	13	5,5	15	20	25A03
RAH25A.20.1520.03	20	20	120	33	20,3	25	19	20,5	13	5,5	15	20	25A03
RAH25A.16.2025.03	16	16	120	34	16,3	22,5	15	16,5	14	5	20	25	25A03
RAH25A.20.2025.03	20	20	120	34	20,3	26,5	19	20,5	14	5,5	20	25	25A03
RAH25A.12.2530.03	12	12	120	35	12,3	19,5	11	12,5	15	6	25	30	25A03
RAH25A.16.2530.03	16	16	120	35	16,3	23,5	15	16,5	15	6	25	30	25A03
RAH25A.20.2530.03	20	20	120	35	20,3	27,5	19	20,5	15	6	25	30	25A03
LAH25A.12.1520.03	12	12	120	33	12,3	17	11	12,5	13	5,5	15	20	25A03
LAH25A.16.1520.03	16	16	120	33	16,3	21	15	16,5	13	5,5	15	20	25A03
LAH25A.20.1520.03	20	20	120	33	20,3	25	19	20,5	13	5,5	15	20	25A03
LAH25A.12.2025.03	12	12	120	34	12,3	18,5	11	12,5	14	5,5	20	25	25A03
LAH25A.16.2025.03	16	16	120	34	16,3	22,5	15	16,5	14	5,5	20	25	25A03
LAH25A.20.2025.03	20	20	120	34	20,3	26,5	19	20,5	14	5,5	20	25	25A03
LAH25A.16.2530.03	16	16	120	35	16,3	23,5	15	16,5	15	6	25	30	25A03
LAH25A.20.2530.03	20	20	120	35	20,3	27,5	19	20,5	15	6	25	30	25A03

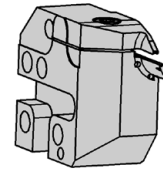
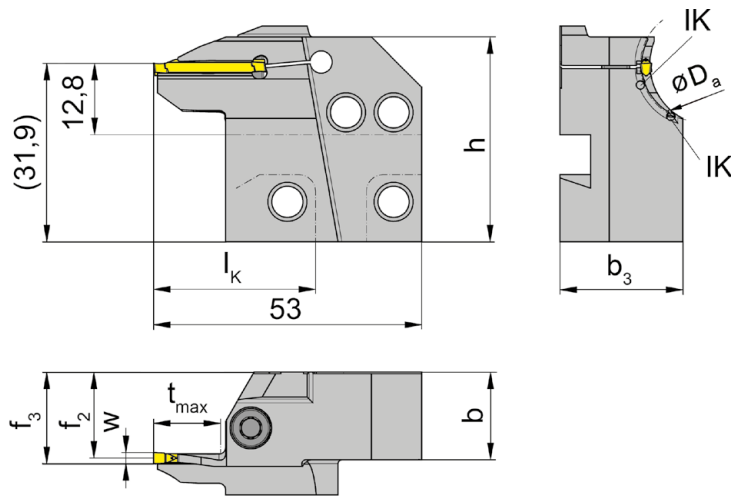
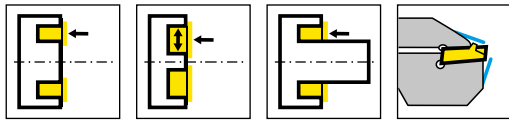
L'arête de coupe doit être réglé de 0,3 mm au-dessus de la hauteur de centre
Il tagliente deve essere posizionato 0,3 mm sopra centro

w voir plaquettes amovibles
w vd. inserti

Pièces Détachées

Ricambi

Porte outils Portainserto	Vis de serrage Vite di serraggio	Tournevis TORX PLUS® Cacciavite TORX PLUS®
R/LAH25A.12...	5.14T20P	T20PQ
R/LAH25A...	5.13T20P	T20PQ



R = version à droite représentée
R = versione destra come in figura

L = version à gauche
L = versione sinistra a specchio

N° de commande Codice prodotto	D _{a min}	D _{a max}	t _{max}	b	b ₃	f ₂	f ₃	w	h	l _k	HWS	HMS
RAK25A.1520.02.IK	15	20	12	15,7	21	15,4	f ₂ +w/2	2	38,6	34	25A02	220001
RAK25A.2025.02.IK	20	25	12	15,7	22	15,4	f ₂ +w/2	2	38,6	34	25A02	220001
RAK25A.2530.02.IK	25	30	13	15,7	23	15,4	f ₂ +w/2	2	38,6	34	25A02	220001
RAK25A.2025.03.IK	20	25	14	15,7	24	14,9	f ₂ +w/2	3	38,6	34	25A03	220001
RAK25A.2530.03.IK	25	30	15	15,7	25	14,9	f ₂ +w/2	3	38,6	34	25A03	220001
RAK25A.3040.03.IK	30	40	16	15,7	23	14,9	f ₂ +w/2	3	38,6	34	25A03	220001
RAK25A.4050.03.IK	40	50	18	15,7	24	14,9	f ₂ +w/2	3	38,6	34	25A03	220001
RAK25A.5065.03.IK	50	65	18	15,7	21,5	15,4	f ₂ +w/2	3	39	34	25A03	220001
RAK25A.6580.03.IK	65	80	20	15,7	24	17,1	f ₂ +w/2	3	39	34	25A03	220001
RAK25A.2025.04.IK	20	25	16	15,7	24	15,1	f ₂ +w/2	4	38,6	34	25A04	220001
RAK25A.2530.04.IK	25	30	17	15,7	24	15,1	f ₂ +w/2	4	38,6	34	25A04	220001
RAK25A.3040.04.IK	30	40	18	15,7	24	15,1	f ₂ +w/2	4	38,6	34	25A04	220001
RAK25A.4050.04.IK	40	50	20	15,7	24	15,5	f ₂ +w/2	4	39,2	34	25A04	220001
RAK25A.5065.04.IK	50	65	20	15,7	24	17,1	f ₂ +w/2	4	39	34	25A04	220001
LAK25A.1520.02.IK	15	20	12	15,7	21	15,4	f ₂ +w/2	2	38,6	34	25A02	220002
LAK25A.2025.02.IK	20	25	12	15,7	22	15,4	f ₂ +w/2	2	38,6	34	25A02	220002
LAK25A.2530.02.IK	25	30	13	15,7	23	15,4	f ₂ +w/2	2	38,6	34	25A02	220002
LAK25A.2025.03.IK	20	25	14	15,7	24	14,9	f ₂ +w/2	3	38,6	34	25A03	220002
LAK25A.2530.03.IK	25	30	15	15,7	25	14,9	f ₂ +w/2	3	38,6	34	25A03	220002
LAK25A.3040.03.IK	30	40	16	15,7	23	14,9	f ₂ +w/2	3	38,6	34	25A03	220002
LAK25A.4050.03.IK	40	50	18	15,7	24	14,9	f ₂ +w/2	3	38,6	34	25A03	220002
LAK25A.5065.03.IK	50	65	18	15,7	22	15,4	f ₂ +w/2	3	39	34	25A03	220002
LAK25A.6580.03.IK	65	80	18	15,7	21,5	15,4	f ₂ +w/2	3	39	34	25A03	220002
LAK25A.2025.04.IK	20	25	16	15,7	24	15,1	f ₂ +w/2	4	38,6	34	25A04	220002
LAK25A.2530.04.IK	25	30	17	15,7	24	15,1	f ₂ +w/2	4	38,6	34	25A04	220002
LAK25A.3040.04.IK	30	40	18	15,7	24	15,1	f ₂ +w/2	4	38,6	34	25A04	220002
LAK25A.4050.04.IK	40	50	20	15,7	24	15,1	f ₂ +w/2	4	39,2	34	25A04	220002
LAK25A.5065.04.IK	50	65	18	15,7	22	15,4	f ₂ +w/2	4	39	34	25A04	220002
LAK25A.6580.04.IK	65	80	20	15,7	23,5	17,1	f ₂ +w/2	4	39	34	25A04	220002

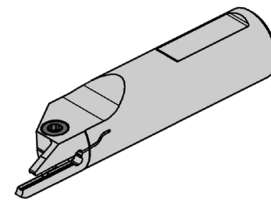
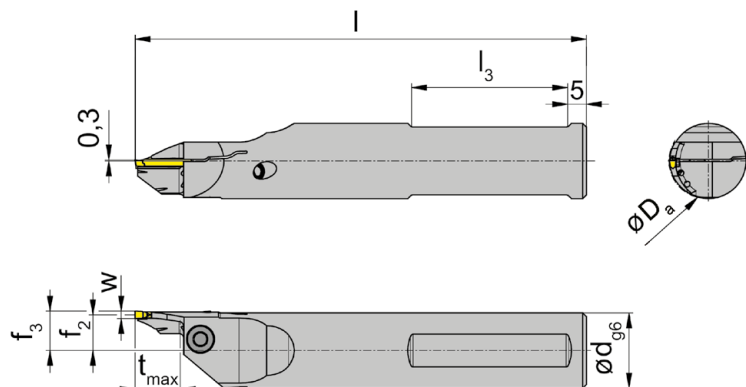
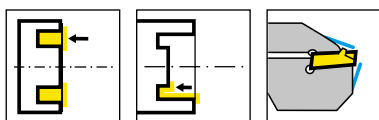
Pièces Détachées

Ricambi

Cassette Cartuccia	Vis de serrage Vite di serraggio	Tournevis TORX PLUS® Cacciavite TORX PLUS®
R/LAK25A...	5.13T20P	T20PQ

L'arête de coupe doit être réglé de 0,3 mm au-dessus de la hauteur de centre
Il tagliente deve essere posizionato 0,3 mm sopra centro

w voir plaquettes amovibles
w vd. inserti



L = version à gauche représentée
L = versione sinistra come in figura

R = version à droite
R = versione destra a specchio

N° de commande Codice prodotto	d	l	l ₃	f ₃	f ₂	t _{max}	D _{a min}	D _{a max}	HWS
RIB25A.20.2025.02.IK	20	120	55	f ₂ +w/2	9,5	12	20	25	25A02
RIB25A.20.2530.02.IK	20	120	55	f ₂ +w/2	9,5	13	25	30	25A02
RIB25A.20.2025.03.IK	20	120	55	f ₂ +w/2	9	14	20	25	25A03
RIB25A.20.2530.03.IK	20	120	55	f ₂ +w/2	9	15	25	30	25A03
RIB25A.20.3040.03.IK	20	120	55	f ₂ +w/2	9	16	30	40	25A03
RIB25A.20.4050.03.IK	20	120	55	f ₂ +w/2	9	18	40	50	25A03
RIB25A.20.6580.03.IK	20	120	55	f ₂ +w/2	9	18	65	80	25A03
RIB25A.20.2025.04.IK	20	120	55	f ₂ +w/2	8,5	16	20	25	25A04
RIB25A.20.2530.04.IK	20	120	55	f ₂ +w/2	8,5	17	25	30	25A04
RIB25A.20.3040.04.IK	20	120	55	f ₂ +w/2	8,5	18	30	40	25A04
RIB25A.20.4050.04.IK	20	120	55	f ₂ +w/2	8,5	20	40	50	25A04
RIB25A.20.5065.04.IK	20	120	55	f ₂ +w/2	8,5	20	65	80	25A04
RIB25A.20.6580.04.IK	20	120	55	f ₂ +w/2	8,5	20	65	80	25A04
LIB25A.20.2025.02.IK	20	120	55	f ₂ +w/2	9,5	12	20	25	25A02
LIB25A.20.2530.02.IK	20	120	55	f ₂ +w/2	9,5	13	25	30	25A02
LIB25A.20.2025.03.IK	20	120	55	f ₂ +w/2	9	14	20	25	25A03
LIB25A.20.2530.03.IK	20	120	55	f ₂ +w/2	9	15	25	30	25A03
LIB25A.20.3040.03.IK	20	120	55	f ₂ +w/2	9	16	30	40	25A03
LIB25A.20.4050.03.IK	20	120	55	f ₂ +w/2	9	18	40	50	25A03
LIB25A.20.5065.03.IK	20	120	55	f ₂ +w/2	9	18	50	65	25A03
LIB25A.20.2025.04.IK	20	120	55	f ₂ +w/2	8,5	16	20	25	25A04
LIB25A.20.2530.04.IK	20	120	55	f ₂ +w/2	8,5	17	25	30	25A04
LIB25A.20.3040.04.IK	20	120	55	f ₂ +w/2	8,5	18	30	40	25A04
LIB25A.20.4050.04.IK	20	120	55	f ₂ +w/2	8,5	20	40	50	25A04
LIB25A.20.5065.04.IK	20	120	55	f ₂ +w/2	8,5	20	50	65	25A04

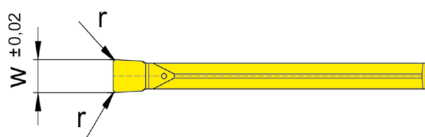
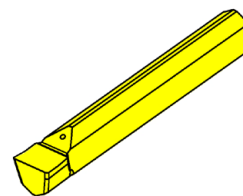
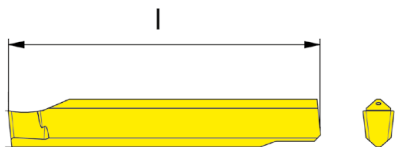
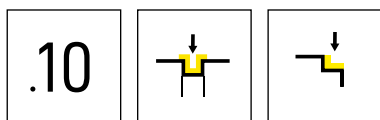
L'arête de coupe doit être réglé de 0,3 mm au-dessus de la hauteur de centre
Il tagliente deve essere posizionato 0,3 mm sopra centro

w voir plaquettes amovibles
w vd. inserti

Pièces Détachées

Ricambi

Porte outils Portainsero	Vis de serrage Vite di serraggio	Tournevis TORX PLUS® Cacciavite TORX PLUS®
R/LIB25A.20...	5.13T20EP	T20PQ
R/LIB25A.20...03	5.17T20P	T20PQ
R/LIB25A.20.6580.04.IK	5.13T20P	T20PQ



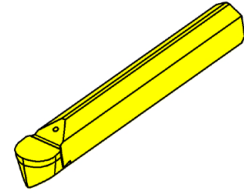
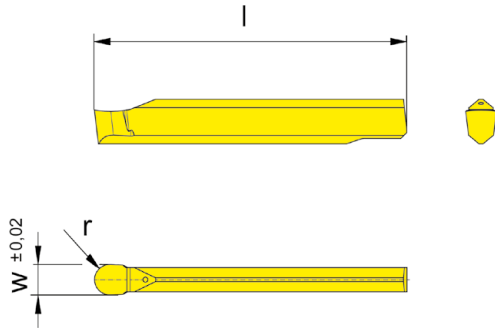
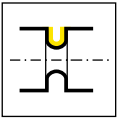
▲ en stock
a stock

Δ 4 semaines
4 settimane

Nuance
Leghe

N° de commande Codice prodotto	w	r	l	HIS	Nuance Leghe			
					EG55	IG35	TH35	
S15A.0200.12	2	0,2	20	25A02	▲	▲	▲	
S15A.0300.12	3	0,2	21	25A03	▲	▲	▲	
S15A.0400.12	4	0,2	24	25A04	▲	▲	▲	
					P	●	-	●
					M	○	●	●
					K	○	-	●
					N	-	-	●
					S	-	●	●
					H	-	-	-

T



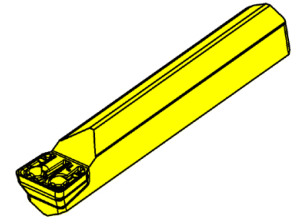
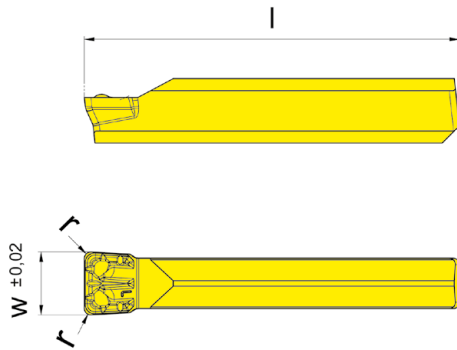
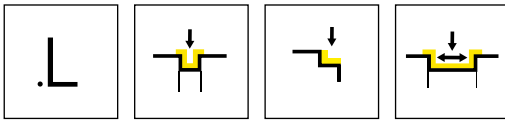
Nuance
Leghe

▲ en stock
a stock

Δ 4 semaines
4 settimane

N° de commande Codice prodotto	w	l	r	HIS	Nuance Leghe		
					EG55	IG35	TH35
S15A.0200.10.10	2	20	1	25A02	▲	▲	▲
S15A.0300.10.15	3	21	1,5	25A03	▲	▲	▲
S15A.0400.10.20	4	24	2	25A04	▲	▲	▲
P	●	-	●				
M	○	●	●				
K	○	-	●				
N	-	-	●				
S	-	●	●				
H	-	-	-				





Nuance
Leghe

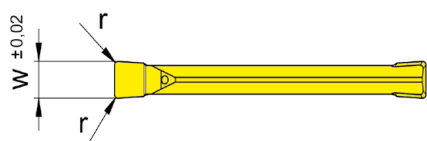
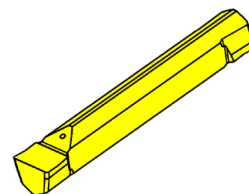
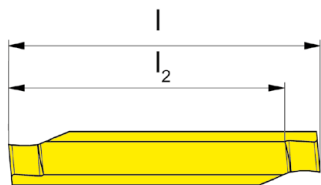
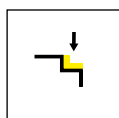
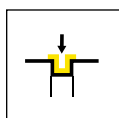
▲ en stock
a stock

Δ 4 semaines
4 settimane

N° de commande Codice prodotto	w	r	l	HIS	AS45	EG55	IG65
S15A.0300.L2	3	0,2	24	25A03	▲	▲	▲
S15A.0400.L4	4	0,4	24	25A04	▲	▲	▲
P	●	●	●				
M	●	○	●				
K	●	○	-				
N	○	-	-				
S	●	-	○				
H	-	-	-				

T

.10



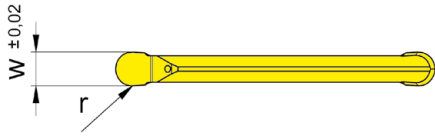
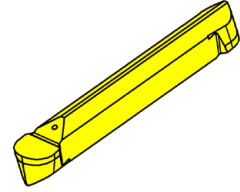
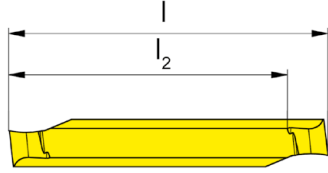
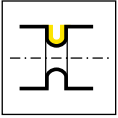
Nuance
Leghe

▲ en stock
a stock

Δ 4 semaines
4 settimane

N° de commande Codice prodotto	w	r	l	l ₂	HIS	Nuance Leghe		
						EG55	IG35	TH35
S25A.0200.12	2	0,2	20	17	25A02	▲	▲	▲
S25A.0300.12	3	0,2	21	18	25A03	▲	▲	▲
S25A.0400.12	4	0,2	24	20,5	25A04	▲	▲	▲
						P	●	●
						M	○	●
						K	○	●
						N	-	●
						S	-	●
						H	-	-






Nuance
Leghe

▲ en stock
a stock

Δ 4 semaines
4 settimane

N° de commande Codice prodotto	w	l	r	l ₂	HIS	Nuance			
						EG55	IG35	TH35	
S25A.0200.10.10	2	20	1	17	25A02	▲	▲	▲	
S25A.0300.10.15	3	21	1,5	18	25A03	▲	▲	▲	
S25A.0400.10.20	4	24	2	20,5	25A04	▲	▲	▲	
						P	●	-	●
						M	○	●	●
						K	○	-	●
						N	-	-	●
						S	-	●	●
						H	-	-	-

T

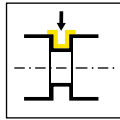


Gorge frontale

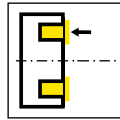
Gole assiali



Base de support
Attacco Base
220/B224

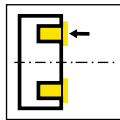


Page/Pag.
550-551



Page/Pag.
552

Cassette
Cartuccia
LAK224/RAK224/
LIK224/RIK224




Page/Pag.
553-560

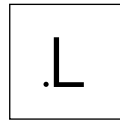
Plaquette amovibile
Inserto
S224



Page/Pag.
561



Page/Pag.
562



Page/Pag.
563

224



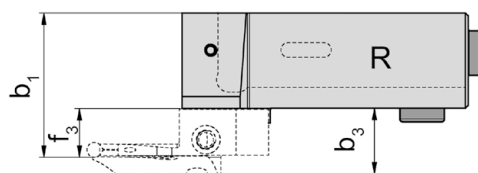
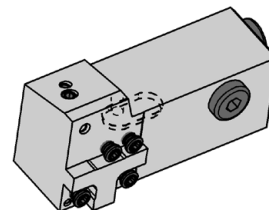
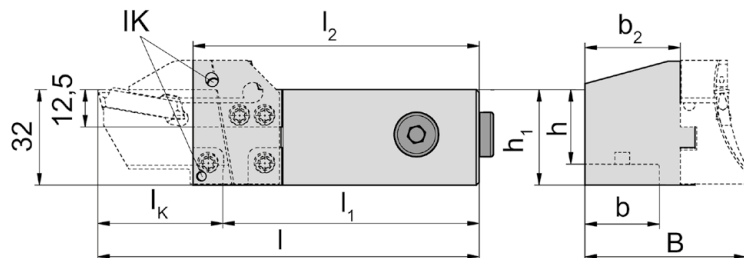
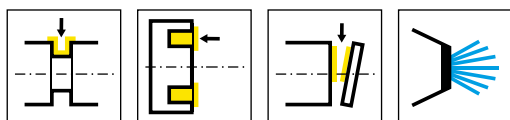
T

Porte outils et plaquettes

Largueur de gorge 3 - 6 mm

Portainserito e inserti

Larghezza della gola 3 - 6 mm



R = version à droite représentée
R = versione destra come in figura

L = version à gauche
L = versione sinistra

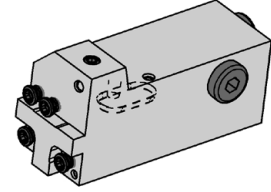
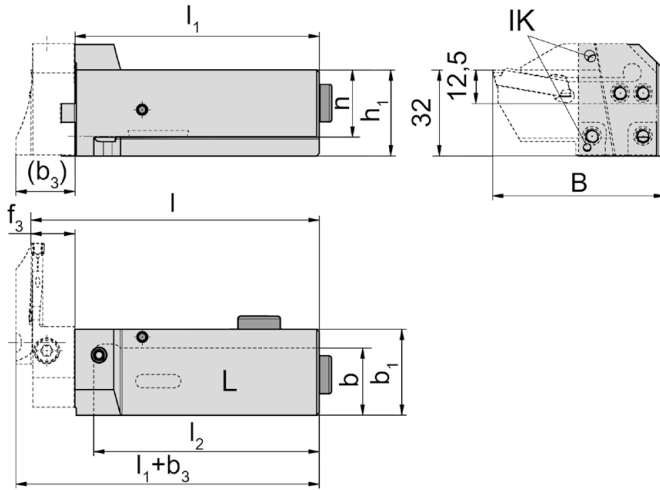
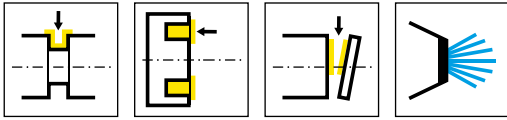
N° de commande Codice prodotto	h	h ₁	l ₁	b	b ₁	b ₂	l ₂	l	B	HWS
R220.1616.2.K1.IK	16	32	l ₂ -10	16	b ₂ +f ₃	23	84	l ₁ +l _K	b ₂ +b ₃	220001
R220.2020.2.K1.IK	20	32	l ₂ -10	20	b ₂ +f ₃	27	84	l ₁ +l _K	b ₂ +b ₃	220001
R220.2525.2.K1.IK	25	32	l ₂ -10	25	b ₂ +f ₃	32	96	l ₁ +l _K	b ₂ +b ₃	220001
L220.1616.2.K1.IK	16	32	l ₂ -10	16	b ₂ +f ₃	23	84	l ₁ +l _K	b ₂ +b ₃	220002
L220.2020.2.K1.IK	20	32	l ₂ -10	20	b ₂ +f ₃	27	84	l ₁ +l _K	b ₂ +b ₃	220002
L220.2525.2.K1.IK	25	32	l ₂ -10	25	b ₂ +f ₃	32	96	l ₁ +l _K	b ₂ +b ₃	220002

IK, b₃ et f₃ voir cassettes
IK, b₃ e f₃ vd. cartucce

Pièces Détachées

Ricambi

Base de support Attacco Base	Vis de serrage Vite di serraggio	Tournevis TORX PLUS® Cacciavite TORX PLUS®	Vis Vite
R/L220...	5.12T20P	T20PQ	004.00.26



L = version à gauche représentée
L = versione sinistra come in figura

R = version à droite
R = versione destra

N° de commande Codice prodotto	h	h ₁	b	l ₂	l	B	b ₁	l ₁	HWS
R220.1616.2.K2.IK	16	32	16	69	l ₁ +f ₃	l _k +19	32	79	220002
R220.2020.2.K2.IK	20	32	20	69	l ₁ +f ₃	l _k +19	32	79	220002
R220.2525.2.K2.IK	25	32	25	84	l ₁ +f ₃	l _k +19	32	91	220002
L220.1616.2.K2.IK	16	32	16	69	l ₁ +f ₃	l _k +19	32	79	220001
L220.2020.2.K2.IK	20	32	20	69	l ₁ +f ₃	l _k +19	32	79	220001
L220.2525.2.K2.IK	25	32	25	84	l ₁ +f ₃	l _k +19	32	91	220001

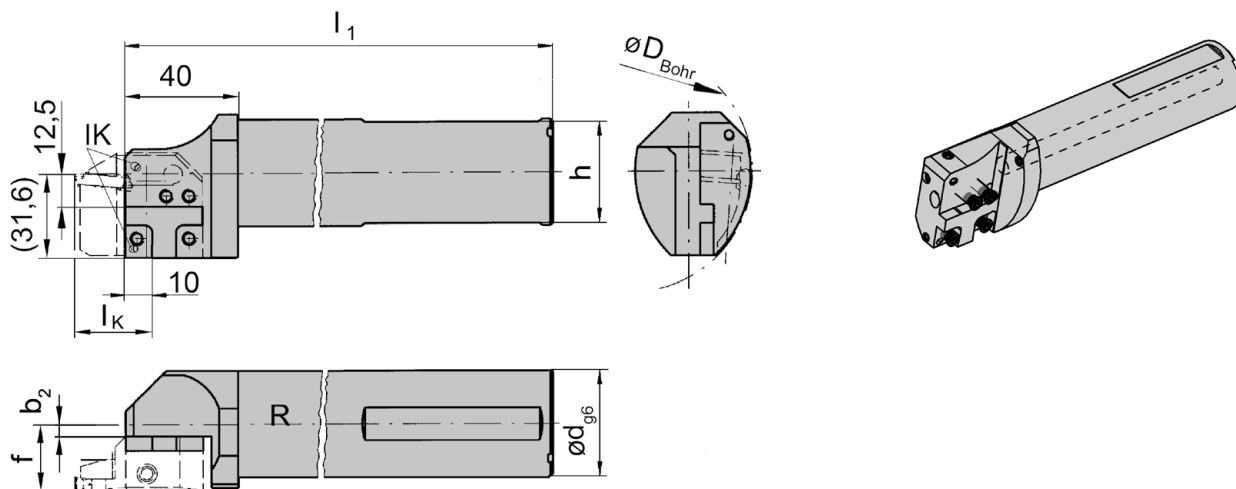
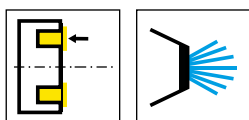
IK, b3 et f3 voir cassettes
IK, b3 e f3 vd. cartucce

Pièces Détachées

Ricambi

Base de support Attacco Base	Vis de serrage Vite di serraggio	Tournevis TORX PLUS® Cacciavite TORX PLUS®	Vis Vite
R/L220...	5.12T20P	T20PQ	004.00.26





R = version à droite représentée
R = versione destra come in figura

L = version à gauche
L = versione sinistra

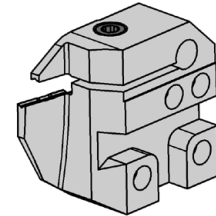
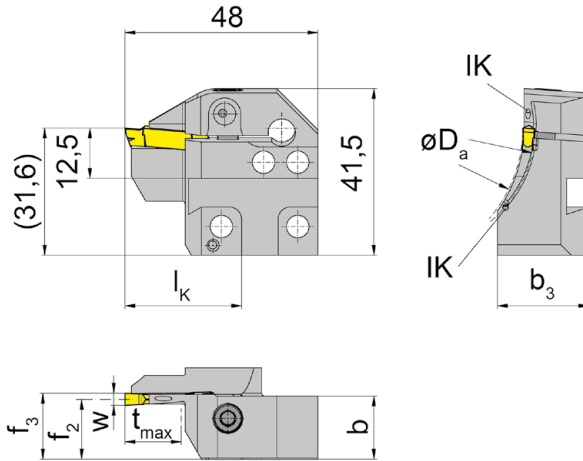
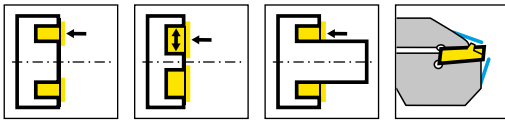
N° de commande Codice prodotto	f	d	l ₁	h	b ₂	D _{Bohr}	HWS
RB224.0032.K1.IK	b ₂ +f ₃	32	181	30	0,41	90	220001
RB224.0040.K1.IK	b ₂ +f ₃	40	231	38	4,41	90	220001
RB224.0032.1.K1.IK	b ₂ +f ₃	32	116	30	0,41	90	220001
RB224.0040.1.K1.IK	b ₂ +f ₃	40	116	38	4,41	90	220001
LB224.0032.K1.IK	b ₂ +f ₃	32	181	30	0,41	90	220002
LB224.0040.K1.IK	b ₂ +f ₃	40	231	38	4,41	90	220002
LB224.0032.1.K1.IK	b ₂ +f ₃	32	116	30	0,41	90	220002
LB224.0040.1.K1.IK	b ₂ +f ₃	40	116	38	4,41	90	220002

Da min / f₃ / IK voir cassettes
Da min / f₃ / IK vd. cartucce

Pièces Détachées

Ricambi

Base de support Attacco Base	Vis de serrage Vite di serraggio	Tournevis TORX PLUS® Cacciavite TORX PLUS®
R/LB224...	5.12T20P	T20PQ



L = version à gauche
L = versione sinistra

N° de commande Codice prodotto	D _{a min}	D _{a max}	t _{max}	b	b ₃	f ₂	f ₃	w	l _k	HWS*	HMS
LAK224.5060.03.IK	50	60	14	15,7	23,7	14,9	f ₂ +w/2	3	29	224038	220002
LAK224.6075.03.IK	60	75	14	15,7	22,7	14,9	f ₂ +w/2	3	29	224038	220002
LAK224.7590.03.IK	75	90	14	15,7	22,7	14,9	f ₂ +w/2	3	29	224038	220002
LAK224.9011.03.IK	90	110	14	15,7	21	14,9	f ₂ +w/2	3	29	224038	220002
LAK224.1113.03.IK	110	130	14	15,7	21	14,9	f ₂ +w/2	3	29	224038	220002
LAK224.1318.03.IK	130	180	14	15,7	20	14,9	f ₂ +w/2	3	29	224038	220002
LAK224.1830.03.IK	180	300	14	15,7	19	14,9	f ₂ +w/2	3	29	224038	220002
LAK224.3000.03.IK	300	1000	14	15,7	16,9	14,9	f ₂ +w/2	3	29	224038	220002
LAK224.3847.04.IK	38	47	14	15,7	24,2	14,4	f ₂ +w/2	4	29	224048	220002
LAK224.4760.04.IK	47	60	14	15,7	23,7	14,4	f ₂ +w/2	4	29	224048	220002
LAK224.6075.04.IK	60	75	14	15,7	23,7	14,4	f ₂ +w/2	4	29	224048	220002
LAK224.7590.04.IK	75	90	14	15,7	22,7	14,4	f ₂ +w/2	4	29	224048	220002
LAK224.9013.04.IK	90	130	14	15,7	21	14,4	f ₂ +w/2	4	29	224048	220002
LAK224.1318.04.IK	130	180	14	15,7	21	14,4	f ₂ +w/2	4	29	224048	220002
LAK224.1830.04.IK	180	300	14	15,7	19	14,4	f ₂ +w/2	4	29	224048	220002
LAK224.3000.04.IK	300	1000	14	15,7	16,7	14,4	f ₂ +w/2	4	29	224048	220002

* Respecter la largeur de la plaquette

* Si prega di notare la larghezza dell'inserto

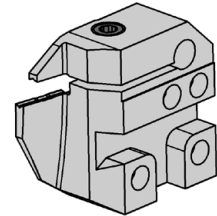
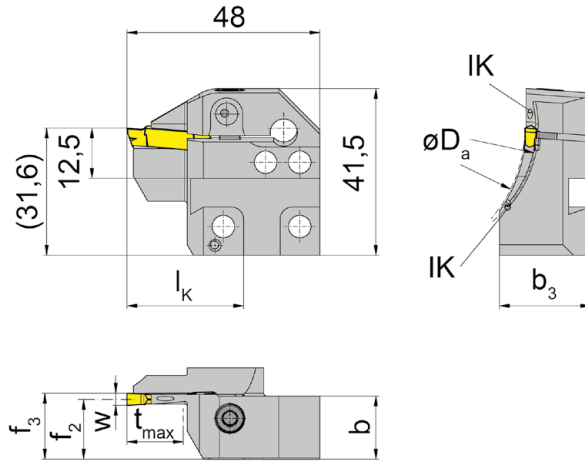
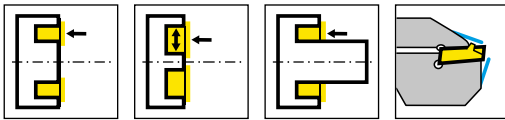
La vis de serrage est vendue avec le base de support.

La vite di bloccaggio è fornita col portainserito base - non va ordinata separatamente.

Pièces Détachées

Ricambi

Cassette Cartuccia	Vis de serrage Vite di serraggio	Tournevis TORX PLUS® Cacciavite TORX PLUS®
LAK224...	5.13T20P	T20PQ



L = version à gauche
L = versione sinistra

N° de commande Codice prodotto	$D_{a \min}$	$D_{a \max}$	t_{\max}	b	b_3	f_2	f_3	w	l_k	HWS*	HMS
LAK224.3847.05.IK	38	47	14	15,7	23,7	13,9	$f_2+w/2$	5	29	224058	220002
LAK224.4760.05.IK	47	60	14	15,7	23,7	13,9	$f_2+w/2$	5	29	224058	220002
LAK224.6075.05.IK	60	75	14	15,7	23,7	13,9	$f_2+w/2$	5	29	224058	220002
LAK224.7590.05.IK	75	90	14	15,7	22	13,9	$f_2+w/2$	5	29	224058	220002
LAK224.9013.05.IK	90	130	14	15,7	22	13,9	$f_2+w/2$	5	29	224058	220002
LAK224.1318.05.IK	130	180	14	15,7	21	13,9	$f_2+w/2$	5	29	224058	220002
LAK224.1830.05.IK	180	300	14	15,7	19	13,9	$f_2+w/2$	5	29	224058	220002
LAK224.3000.05.IK	300	1000	14	15,7	16,7	13,9	$f_2+w/2$	5	29	224058	220002
LAK224.6075.06.IK	60	75	14	15,7	23	13,4	$f_2+w/2$	6	29	224068	220002
LAK224.7590.06.IK	75	90	14	15,7	23	13,4	$f_2+w/2$	6	29	224068	220002
LAK224.9013.06.IK	90	130	14	15,7	21	13,4	$f_2+w/2$	6	29	224068	220002
LAK224.1318.06.IK	130	180	14	15,7	21	13,4	$f_2+w/2$	6	29	224068	220002
LAK224.1830.06.IK	180	300	14	15,7	19	13,4	$f_2+w/2$	6	29	224068	220002
LAK224.3000.06.IK	300	1000	14	15,7	16,7	13,4	$f_2+w/2$	6	29	224068	220002

* Respecter la largeur de la plaquette

* Si prega di notare la larghezza dell'inserto


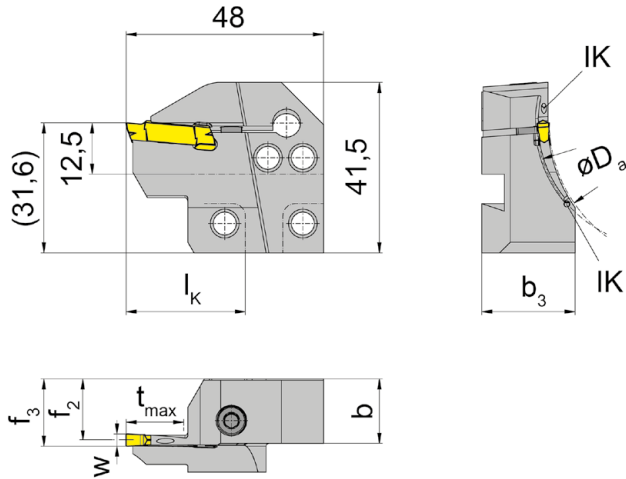
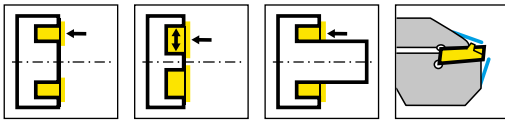
La vis de serrage est vendue avec le base de support.

La vite di bloccaggio è fornita col portainserto base - non va ordinata separatamente.

Pièces Détachées

Ricambi

Cassette Cartuccia	Vis de serrage Vite di serraggio	Tournevis TORX PLUS® Cacciavite TORX PLUS®
LAK224...	5.13T20P	T20PQ



R = version à droite
R = versione destra

N° de commande Codice prodotto	D _{a min}	D _{a max}	t _{max}	b	b ₃	f ₂	f ₃	w	l _k	HWS*	HMS
RAK224.5060.03.IK	50	60	14	15,7	23,7	14,9	f ₂ +w/2	3	29	224038	220001
RAK224.6075.03.IK	60	75	14	15,7	22,7	14,9	f ₂ +w/2	3	29	224038	220001
RAK224.7590.03.IK	75	90	14	15,7	22,7	14,9	f ₂ +w/2	3	29	224038	220001
RAK224.9011.03.IK	90	110	14	15,7	21	14,9	f ₂ +w/2	3	29	224038	220001
RAK224.1113.03.IK	110	130	14	15,7	21	14,9	f ₂ +w/2	3	29	224038	220001
RAK224.1318.03.IK	130	180	14	15,7	20	14,9	f ₂ +w/2	3	29	224038	220001
RAK224.1830.03.IK	180	300	14	15,7	19	14,9	f ₂ +w/2	3	29	224038	220001
RAK224.3000.03.IK	300	1000	14	15,7	16,9	14,9	f ₂ +w/2	3	29	224038	220001
RAK224.3847.04.IK	38	47	14	15,7	24,2	14,4	f ₂ +w/2	4	29	224048	220001
RAK224.4760.04.IK	47	60	14	15,7	23,7	14,4	f ₂ +w/2	4	29	224048	220001
RAK224.6075.04.IK	60	75	14	15,7	23,7	14,4	f ₂ +w/2	4	29	224048	220001
RAK224.7590.04.IK	75	90	14	15,7	22,7	14,4	f ₂ +w/2	4	29	224048	220001
RAK224.9013.04.IK	90	130	14	15,7	21	14,4	f ₂ +w/2	4	29	224048	220001
RAK224.1318.04.IK	130	180	14	15,7	21	14,4	f ₂ +w/2	4	29	224048	220001
RAK224.1830.04.IK	180	300	14	15,7	19	14,4	f ₂ +w/2	4	29	224048	220001
RAK224.3000.04.IK	300	1000	14	15,7	16,7	14,4	f ₂ +w/2	4	29	224048	220001

* Respecter la largeur de la plaquette

* Si prega di notare la larghezza dell'inserto


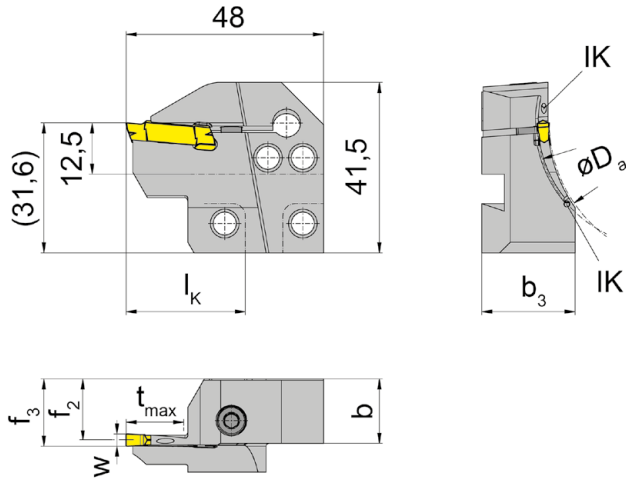
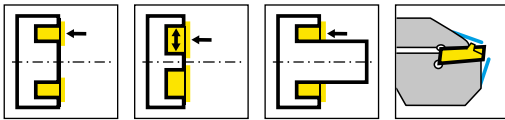
La vis de serrage est vendue avec le base de support.

La vite di bloccaggio è fornita col portainserito base - non va ordinata separatamente.

Pièces Détachées

Ricambi

Cassette Cartuccia	Vis de serrage Vite di serraggio	Tournevis TORX PLUS® Cacciavite TORX PLUS®
RAK224...	5.13T20P	T20PQ



R = version à droite
R = versione destra

N° de commande Codice prodotto	D _{a min}	D _{a max}	t _{max}	b	b ₃	f ₂	f ₃	w	l _k	HWS*	HMS
RAK224.3847.05.IK	38	47	14	15,7	23,7	13,9	f ₂ +w/2	5	29	224058	220001
RAK224.4760.05.IK	47	60	14	15,7	23,7	13,9	f ₂ +w/2	5	29	224058	220001
RAK224.6075.05.IK	60	75	14	15,7	23,7	13,9	f ₂ +w/2	5	29	224058	220001
RAK224.7590.05.IK	75	90	14	15,7	22	13,9	f ₂ +w/2	5	29	224058	220001
RAK224.9013.05.IK	90	130	14	15,7	22	13,9	f ₂ +w/2	5	29	224058	220001
RAK224.1318.05.IK	130	180	14	15,7	21	13,9	f ₂ +w/2	5	29	224058	220001
RAK224.1830.05.IK	180	300	14	15,7	19	13,9	f ₂ +w/2	5	29	224058	220001
RAK224.3000.05.IK	300	1000	14	15,7	16,7	13,9	f ₂ +w/2	5	29	224058	220001
RAK224.6075.06.IK	60	75	14	15,7	23	13,4	f ₂ +w/2	6	29	224068	220001
RAK224.7590.06.IK	75	90	14	15,7	23	13,4	f ₂ +w/2	6	29	224068	220001
RAK224.9013.06.IK	90	130	14	15,7	21	13,4	f ₂ +w/2	6	29	224068	220001
RAK224.1318.06.IK	130	180	14	15,7	21	13,4	f ₂ +w/2	6	29	224068	220001
RAK224.1830.06.IK	180	300	14	15,7	19	13,4	f ₂ +w/2	6	29	224068	220001
RAK224.3000.06.IK	300	1000	14	15,7	16,7	13,4	f ₂ +w/2	6	29	224068	220001

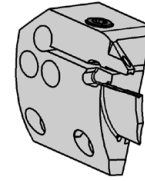
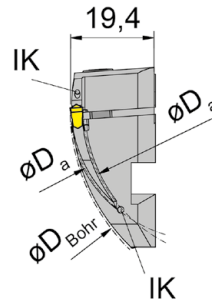
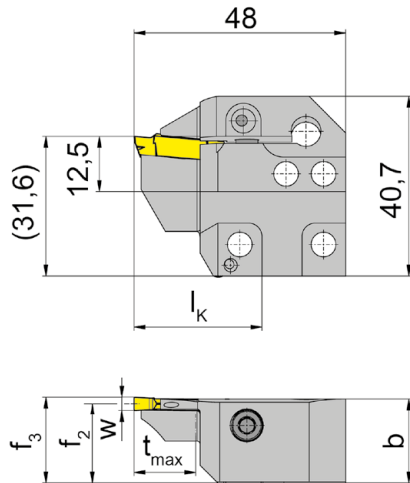
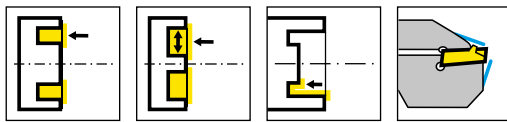
* Respecter la largeur de la plaquette
* Si prega di notare la larghezza dell'inserto

La vis de serrage est vendue avec le base de support.
La vite di bloccaggio è fornita col portainserito base - non va ordinata separatamente.

Pièces Détachées

Ricambi

Cassette Cartuccia	Vis de serrage Vite di serraggio	Tournevis TORX PLUS® Cacciavite TORX PLUS®
RAK224...	5.13T20P	T20PQ



L = version à gauche
L = versione sinistra

N° de commande Codice prodotto	D _{Bohr}	D _{a min}	D _{a max}	t _{max}	b	f ₂	f ₃	w	l _k	HWS*	HMS
LIK224.5060.03.IK	90	50	60	14	19	17,9	f ₂ +w/2	3	29	224038	220002
LIK224.6075.03.IK	90	60	75	14	19	17,9	f ₂ +w/2	3	29	224038	220002
LIK224.7590.03.IK	90	75	90	14	19	17,9	f ₂ +w/2	3	29	224038	220002
LIK224.9011.03.IK	90	90	110	14	19	17,9	f ₂ +w/2	3	29	224038	220002
LIK224.1113.03.IK	110	110	130	14	19	17,9	f ₂ +w/2	3	29	224038	220002
LIK224.1318.03.IK	130	130	180	14	19	17,9	f ₂ +w/2	3	29	224038	220002
LIK224.1830.03.IK	180	180	300	14	19	17,9	f ₂ +w/2	3	29	224038	220002
LIK224.3000.03.IK	300	300	1000	14	19	17,4	f ₂ +w/2	3	29	224038	220002
LIK224.3847.04.IK	90	38	47	14	19	17,4	f ₂ +w/2	4	29	224048	220002
LIK224.4760.04.IK	90	47	60	14	19	17,4	f ₂ +w/2	4	29	224048	220002
LIK224.6075.04.IK	90	60	75	14	19	17,4	f ₂ +w/2	4	29	224048	220002
LIK224.7590.04.IK	90	75	90	14	19	17,4	f ₂ +w/2	4	29	224048	220002
LIK224.9013.04.IK	90	90	130	14	19	17,4	f ₂ +w/2	4	29	224048	220002
LIK224.1318.04.IK	130	130	180	14	19	17,4	f ₂ +w/2	4	29	224048	220002
LIK224.1830.04.IK	180	180	300	14	19	17,4	f ₂ +w/2	4	29	224048	220002
LIK224.3000.04.IK	300	300	1000	14	19	17,4	f ₂ +w/2	4	29	224048	220002

* Respecter la largeur de la plaquette

* Si prega di notare la larghezza dell'inserto

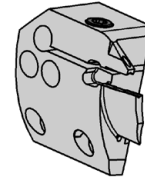
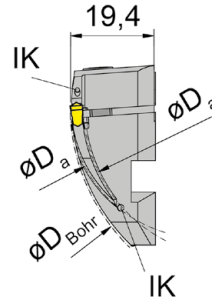
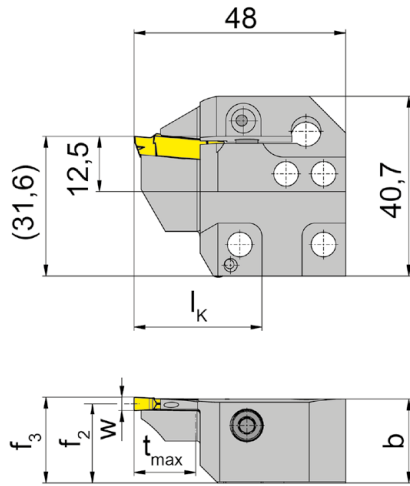
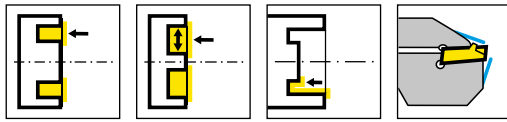
La vis de serrage est vendue avec le base de support.

La vite di bloccaggio è fornita col portainserito base - non va ordinata separatamente.

Pièces Détachées

Ricambi

Cassette Cartuccia	Vis de serrage Vite di serraggio	Tournevis TORX PLUS® Cacciavite TORX PLUS®
LIK224...	5.13T20P	T20PQ



L = version à gauche
L = versione sinistra

N° de commande Codice prodotto	D _{Bohr}	D _{a min}	D _{a max}	t _{max}	b	f ₂	f ₃	w	l _k	HWS*	HMS
LIK224.3847.05.IK	90	38	47	14	19	16,9	f ₂ +w/2	5	29	224058	220002
LIK224.4760.05.IK	90	47	60	14	19	17,4	f ₂ +w/2	5	29	224058	220002
LIK224.6075.05.IK	90	60	75	14	19	16,9	f ₂ +w/2	5	29	224058	220002
LIK224.7590.05.IK	90	75	90	14	19	16,9	f ₂ +w/2	5	29	224058	220002
LIK224.9013.05.IK	90	90	130	14	19	16,9	f ₂ +w/2	5	29	224058	220002
LIK224.1318.05.IK	130	130	180	14	19	16,9	f ₂ +w/2	5	29	224058	220002
LIK224.1830.05.IK	180	180	300	14	19	16,9	f ₂ +w/2	5	29	224058	220002
LIK224.3000.05.IK	300	300	1000	14	18,9	16,9	f ₂ +w/2	5	29	224058	220002
LIK224.6075.06.IK	90	60	75	14	19	16,4	f ₂ +w/2	6	29	224068	220002
LIK224.7590.06.IK	90	75	90	14	19	16,4	f ₂ +w/2	6	29	224068	220002
LIK224.9013.06.IK	90	90	130	14	19	16,4	f ₂ +w/2	6	29	224068	220002
LIK224.1318.06.IK	130	130	180	14	19	16,4	f ₂ +w/2	6	29	224068	220002
LIK224.1830.06.IK	180	180	300	14	19	16,4	f ₂ +w/2	6	29	224068	220002
LIK224.3000.06.IK	300	300	1000	14	18,75	16,4	f ₂ +w/2	6	29	224068	220002

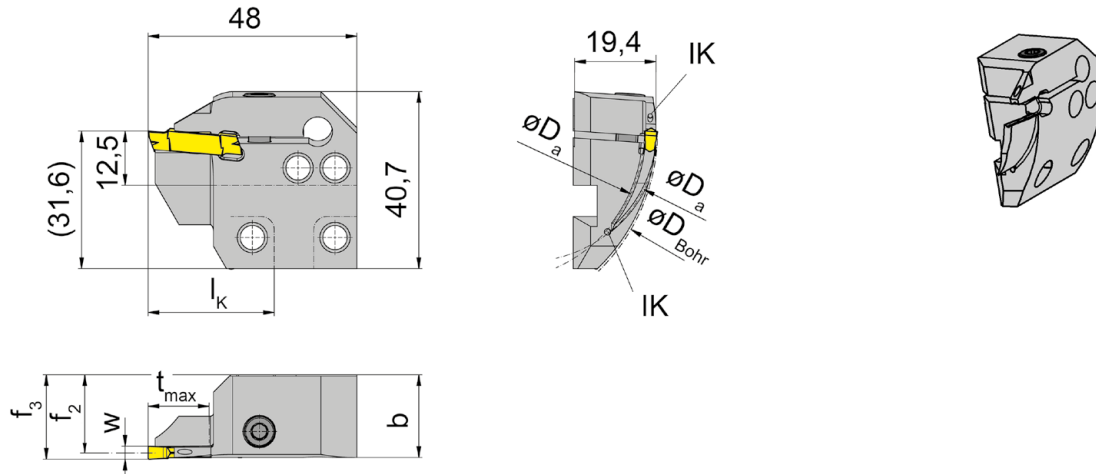
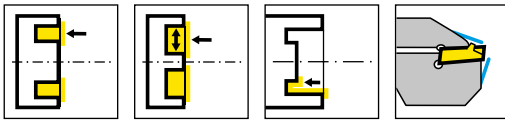
* Respecter la largeur de la plaquette
* Si prega di notare la larghezza dell'inserto

La vis de serrage est vendue avec le base de support.
La vite di bloccaggio è fornita col portainserito base - non va ordinata separatamente.

Pièces Détachées

Ricambi

Cassette Cartuccia	Vis de serrage Vite di serraggio	Tournevis TORX PLUS® Cacciavite TORX PLUS®
LIK224...	5.13T20P	T20PQ



R = version à droite

R = versione destra

N° de commande Codice prodotto	D _{Bohr}	D _{a min}	D _{a max}	t _{max}	b	f ₂	f ₃	w	l _K	HWS*	HMS
RIK224.1830.04.IK	180	180	300	14	19	17,4	f ₂ +w/2	4	29	224048	220001
RIK224.3000.03.IK	300	300	1000	14	19,1	17,4	f ₂ +w/2	3	29	224038	220001
RIK224.5060.03.IK	90	50	60	14	19	17,9	f ₂ +w/2	3	29	224038	220001
RIK224.6075.03.IK	90	60	75	14	19	17,9	f ₂ +w/2	3	29	224038	220001
RIK224.7590.03.IK	90	75	90	14	19	17,9	f ₂ +w/2	3	29	224038	220001
RIK224.9011.03.IK	90	90	110	14	19	17,9	f ₂ +w/2	3	29	224038	220001
RIK224.1113.03.IK	110	110	130	14	19	17,9	f ₂ +w/2	3	29	224038	220001
RIK224.1318.03.IK	130	130	180	14	19,05	17,9	f ₂ +w/2	3	29	224038	220001
RIK224.1830.03.IK	180	180	300	14	19	17,9	f ₂ +w/2	3	29	224038	220001
RIK224.3847.04.IK	90	38	47	14	19	17,4	f ₂ +w/2	4	29	224048	220001
RIK224.4760.04.IK	90	47	60	14	19	17,4	f ₂ +w/2	4	29	224048	220001
RIK224.6075.04.IK	90	60	75	14	19	17,4	f ₂ +w/2	4	29	224048	220001
RIK224.7590.04.IK	90	75	90	14	19	17,4	f ₂ +w/2	4	29	224048	220001
RIK224.9013.04.IK	90	90	130	14	19	17,4	f ₂ +w/2	4	29	224048	220001
RIK224.1318.04.IK	130	130	180	14	19	17,4	f ₂ +w/2	4	29	224048	220001
RIK224.3000.04.IK	300	300	1000	14	19	17,4	f ₂ +w/2	4	29	224048	220001

* Respecter la largeur de la plaquette

* Si prega di notare la larghezza dell'inserto

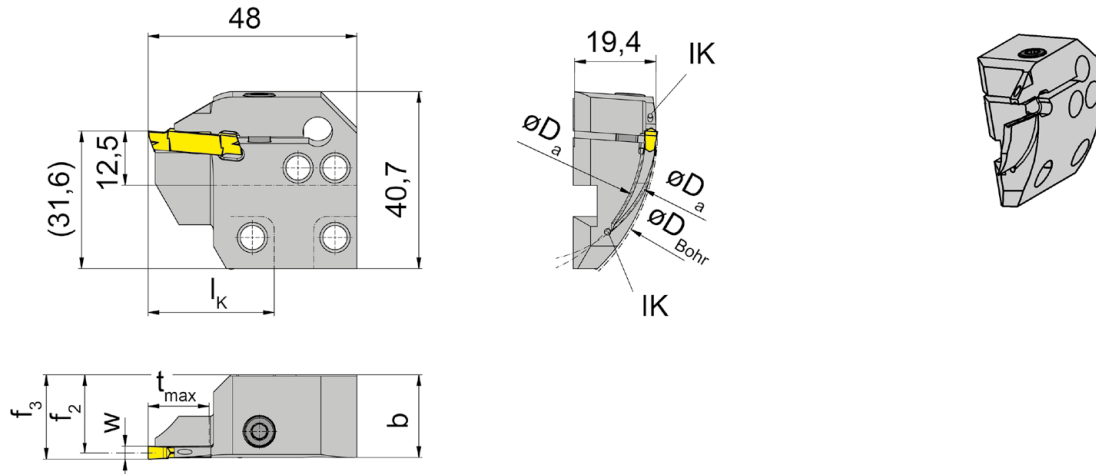
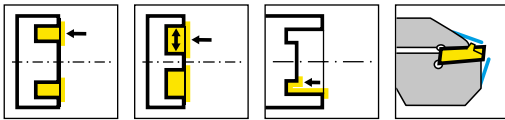
La vis de serrage est vendue avec le base de support.

La vite di bloccaggio è fornita col portainserito base - non va ordinata separatamente.

Pièces Détachées

Ricambi

Cassette Cartuccia	Vis de serrage Vite di serraggio	Tournevis TORX PLUS® Cacciavite TORX PLUS®
RIK224...	5.13T20P	T20PQ



R = version à droite

R = versione destra

N° de commande Codice prodotto	D _{Bohr}	D _{a min}	D _{a max}	t _{max}	b	f ₂	f ₃	w	l _K	HWS*	HMS
RIK224.3847.05.IK	90	38	47	14	19	16,9	f ₂ +w/2	5	29	224058	220001
RIK224.4760.05.IK	90	47	60	14	19	17,4	f ₂ +w/2	5	29	224058	220001
RIK224.6075.05.IK	90	60	75	14	19	16,9	f ₂ +w/2	5	29	224058	220001
RIK224.7590.05.IK	90	75	90	14	19	16,9	f ₂ +w/2	5	29	224058	220001
RIK224.9013.05.IK	90	90	130	14	19	16,9	f ₂ +w/2	5	29	224058	220001
RIK224.1318.05.IK	130	130	180	14	19	16,9	f ₂ +w/2	5	29	224058	220001
RIK224.1830.05.IK	180	180	300	14	19	16,9	f ₂ +w/2	5	29	224058	220001
RIK224.3000.05.IK	300	300	1000	14	18,9	16,9	f ₂ +w/2	5	29	224058	220001
RIK224.6075.06.IK	90	60	75	14	19	16,4	f ₂ +w/2	6	29	224068	220001
RIK224.7590.06.IK	90	75	90	14	19	16,4	f ₂ +w/2	6	29	224068	220001
RIK224.9013.06.IK	90	90	130	14	19	16,4	f ₂ +w/2	6	29	224068	220001
RIK224.1318.06.IK	130	130	180	14	19	16,4	f ₂ +w/2	6	29	224068	220001
RIK224.1830.06.IK	180	180	300	14	19	16,4	f ₂ +w/2	6	29	224068	220001
RIK224.3000.06.IK	300	300	1000	14	18,75	16,4	f ₂ +w/2	6	29	224068	220001

* Respecter la largeur de la plaquette

* Si prega di notare la larghezza dell'inserto

La vis de serrage est vendue avec le base de support.

La vite di bloccaggio è fornita col portainsero base - non va ordinata separatamente.

Pièces Détachées

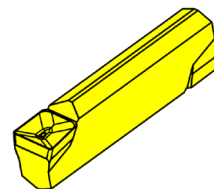
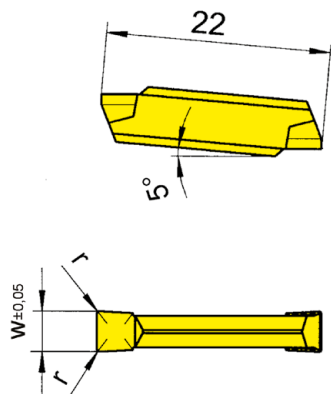
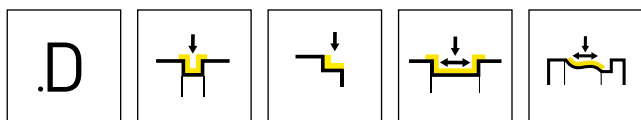
Ricambi

Cassette Cartuccia	Vis de serrage Vite di serraggio	Tournevis TORX PLUS® Cacciavite TORX PLUS®
RIK224...	5.13T20P	T20PQ

Plaquette amovible

Inserto

S224



Nuance
Leghe

▲ en stock
a stock

Δ 4 semaines
4 settimane

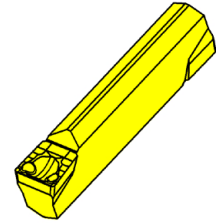
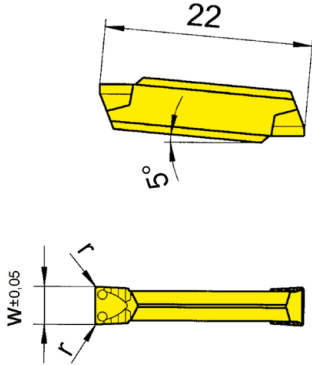
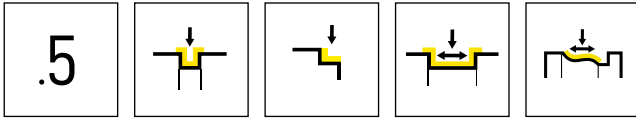
N° de commande Codice prodotto	w	r	HIS	Nuance Leghe									
				H54	IG66	TF45	TF46	TI22	TI25	TN32	TN35		
S224.0300.D2.G	3	0,2	224038		▲	▲	▲	▲	▲				
S224.0300.D2	3	0,2	224038	▲	▲	▲	▲			▲	▲	▲	
S224.0400.D2.G	4	0,2	224048		▲	▲	▲	▲					
S224.0400.D2	4	0,2	224048	Δ	▲	▲	▲			▲	▲	▲	
P	●	●	●	●	●	●	●	●	●	●	●	●	●
M	●	●	●	○	-	●	-	-	●	-	-	●	
K	-	-	●	●	-	●	-	-	●	-	-	●	
N	-	-	●	●	-	●	-	-	●	-	-	●	
S	-	○	●	○	-	●	-	-	●	-	-	●	
H	-	-	-	-	-	-	-	-	-	-	-	-	



Plaquette amovible

Inserto

S224



Nuance
Leghe

▲ en stock
a stock

Δ 4 semaines
4 settimane

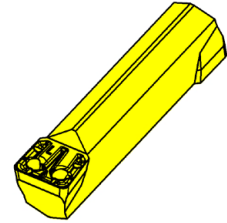
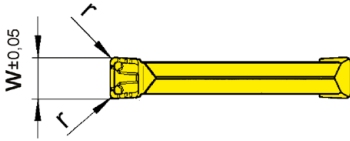
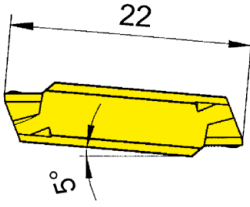
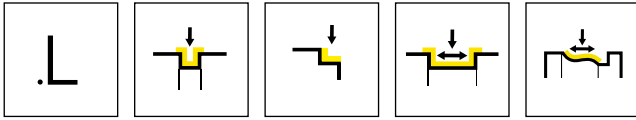
N° de commande Codice prodotto	w	r	HIS											
				AL96	AS62	AS66	EG56	H54	IG66	TC92	TF45	TI25	TN32	TN35
S224.0300.52	3	0,2	224038	Δ	▲	▲	▲	Δ	▲	▲	▲	▲	▲	▲
S224.0300.54	3	0,4	224038	▲	▲	▲	▲	Δ	▲	▲	▲	▲	▲	▲
S224.0400.52	4	0,2	224048	▲	▲	▲	▲	Δ	▲	Δ	▲	▲	▲	▲
S224.0400.54	4	0,4	224048	▲	▲	▲	▲	Δ	▲	▲	▲	▲	▲	▲
S224.0500.54	5	0,4	224058	Δ	▲	▲	▲	Δ	▲	▲	▲	▲	▲	▲
S224.0500.58	5	0,8	224058	Δ	▲	▲	Δ	Δ	▲		Δ	▲	Δ	Δ
P	●	●	●	●	●	●	●	●	●	●	●	●	●	●
M	-	-	○	○	●	●	-	●	●	-	●	-	-	●
K	●	-	●	○	-	-	-	-	●	●	●	-	-	●
N	●	-	●	-	-	-	-	-	●	●	●	-	-	●
S	-	-	○	-	-	-	○	-	●	●	●	-	-	●
H	-	-	-	-	-	-	-	-	-	-	-	-	-	-

T

Plaquette amovible

Inserto

S224



Nuance
Leghe

▲ en stock
a stock

Δ 4 semaines
4 settimane

N° de commande Codice prodotto	w	r	HIS	Nuance / Leghe						
				AL96	AS62	AS66	ASG6	IG66	TF42	TI22
S224.0400.L4	4	0,4	224048	▲	▲	▲		▲	▲	▲
S224.0500.L4	5	0,4	224058	▲	▲	▲	Δ	▲	▲	▲
S224.0500.L6	5	0,6	224058	Δ	▲	▲	Δ	▲	▲	▲
S224.0600.L4	6	0,4	224068	Δ	▲			▲	▲	▲
S224.0600.L6	6	0,6	224068	▲	▲		Δ	▲	Δ	▲
P				●	●	●	●	●	●	●
M				-	-	○	○	●	-	-
K				●	-	●	○	-	-	-
N				●	-	●	-	-	-	-
S				-	-	○	-	○	-	-
H				-	-	-	-	-	-	-

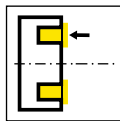


Gorge frontale

Gole assiali

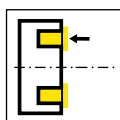


Porte outils
Portainsero
LA226/RA226/LA210/
RA210




Page/Pag.
566-569

Cassette
Cartuccia
LAK220/RAK220/
LIK220/RIK220

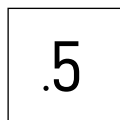


Page/Pag.
570-577


Plaquette amovible
Inserto
S229



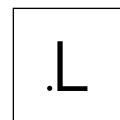
Page/Pag.
578



Page/Pag.
579

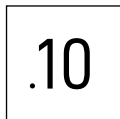


Page/Pag.
580



Page/Pag.
581

Plaquette
Inserto
229



Page/Pag.
582

T

229



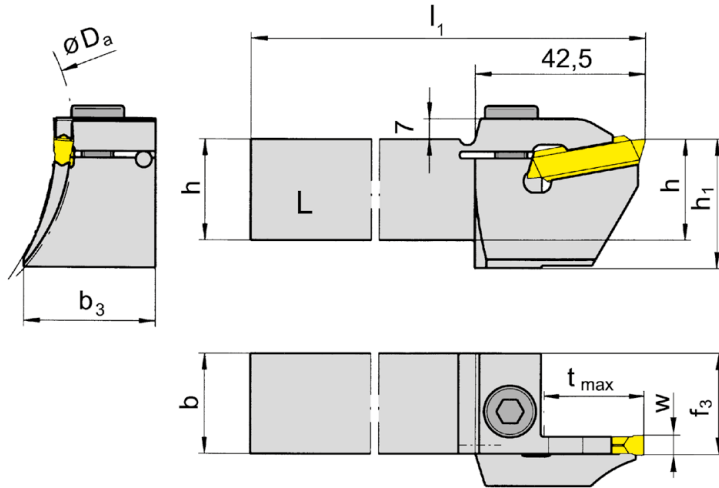
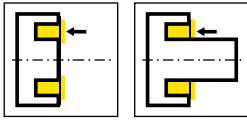
T

Porte outils et plaquettes

Largeur de gorge 4 - 8 mm

Portainserito e inserti

Larghezza della gola 4 - 8 mm



L = version à gauche
L = versione sinistra

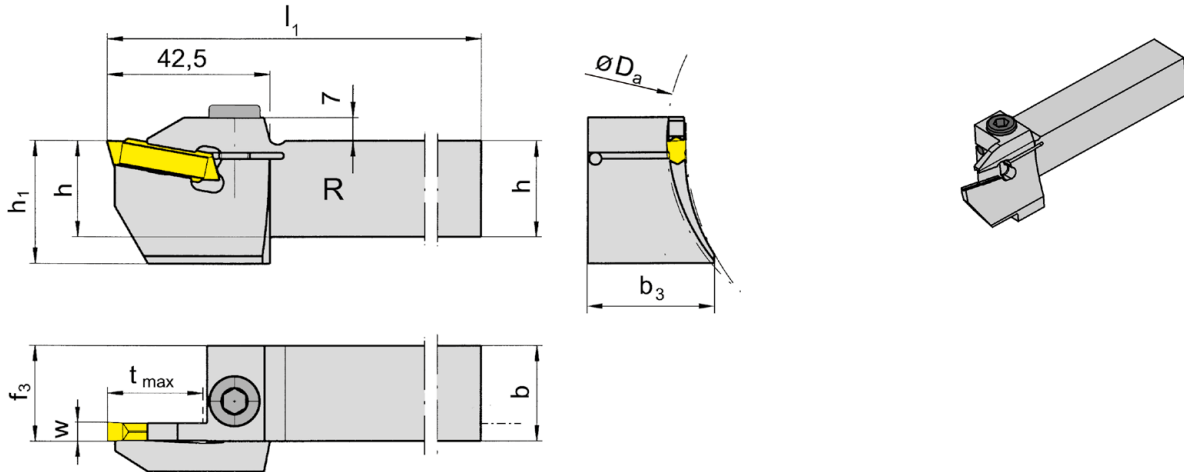
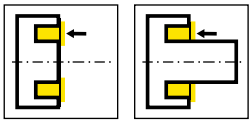
N° de commande Codice prodotto	h	b	l_1	h_1	f_3	t_{max}	$D_{a\ min}$	$D_{a\ min2}$	w	b_3	HWS*
LA226.20.9513.04	20	20	150	32	20,5	25	95	130	4	26	229040
LA226.20.1318.04	20	20	150	32	20,5	25	130	180	4	25	229040
LA226.25.9513.04	25	25	150	32	25,5	25	95	130	4	31	229040
LA226.25.1318.04	25	25	150	32	25,5	25	130	180	4	30	229040
LA226.20.9513.05	20	20	150	32	20,5	25	95	130	5	28	229050 • 229051
LA226.20.1318.05	20	20	150	32	20,5	25	130	180	5	25	229050 • 229051
LA226.25.9513.05	25	25	150	32	25,5	25	95	130	5	33	229050 • 229051
LA226.25.1318.05	25	25	150	32	25,5	25	130	180	5	30	229050 • 229051

* Respecter la largeur de la plaquette
* Si prega di notare la larghezza dell'inserto

Pièces Détachées

Ricambi

Porte outils Portainsero	Vis de serrage Vite di serraggio
LA226...	218.3



R = version à droite

R = versione destra

N° de commande Codice prodotto	h	b	l ₁	h ₁	f ₃	t _{max}	D _{a min}	D _{a min2}	w	b ₃	HWS*
RA226.20.9513.04	20	20	150	32	20,5	25	95	130	4	26	229040
RA226.20.1318.04	20	20	150	32	20,5	25	130	180	4	25	229040
RA226.25.9513.04	25	25	150	32	25,5	25	95	130	4	31	229040
RA226.25.1318.04	25	25	150	32	25,5	25	130	180	4	30	229040
RA226.20.9513.05	20	20	150	32	20,5	25	95	130	5	28	229050 • 229051
RA226.20.1318.05	20	20	150	32	20,5	25	130	180	5	25	229050 • 229051
RA226.25.9513.05	25	25	150	32	25,5	25	95	130	5	33	229050 • 229051
RA226.25.1318.05	25	25	150	32	25,5	25	130	180	5	30	229050 • 229051

* Respecter la largeur de la plaquette

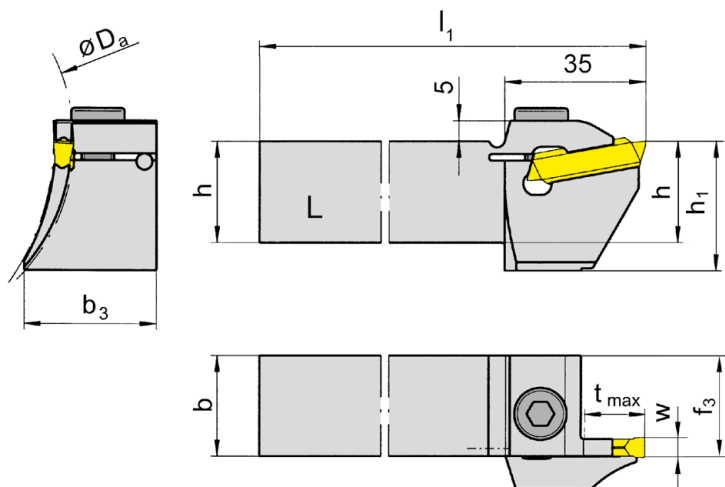
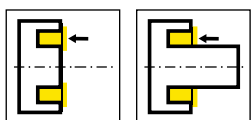
* Si prega di notare la larghezza dell'inserto

Pièces Détachées

Ricambi

Porte outils Portainsero	Vis de serrage Vite di serraggio
RA226...	218.3





L = version à gauche

L = versione sinistra

N° de commande Codice prodotto	h	b	l_1	h_1	b_3	f_3	t_{max}	$D_{a\ min}$	$D_{a\ max}$	w	HWS*
LA210.20.9513.14	20	20	150	32	26	20,5	15	95	130	4	229040
LA210.20.1318.14	20	20	150	32	25	20,5	15	130	180	4	229040
LA210.25.9513.14	25	25	150	32	31	25,5	15	95	130	4	229040
LA210.25.1318.14	25	25	150	32	30	25,5	15	130	180	4	229040
LA210.20.9513.15	20	20	150	32	28	20,5	15	95	130	5	229050 • 229051
LA210.20.1318.15	20	20	150	32	25	20,5	15	130	180	5	229050 • 229051
LA210.25.9513.15	25	25	150	32	33	25,5	15	95	130	5	229050 • 229051
LA210.25.1318.15	25	25	150	32	30	25,5	15	130	180	5	229050 • 229051
LA210.25.1318.18	25	25	150	32	30,5	25,5	15	130	180	8	229080 • 229081

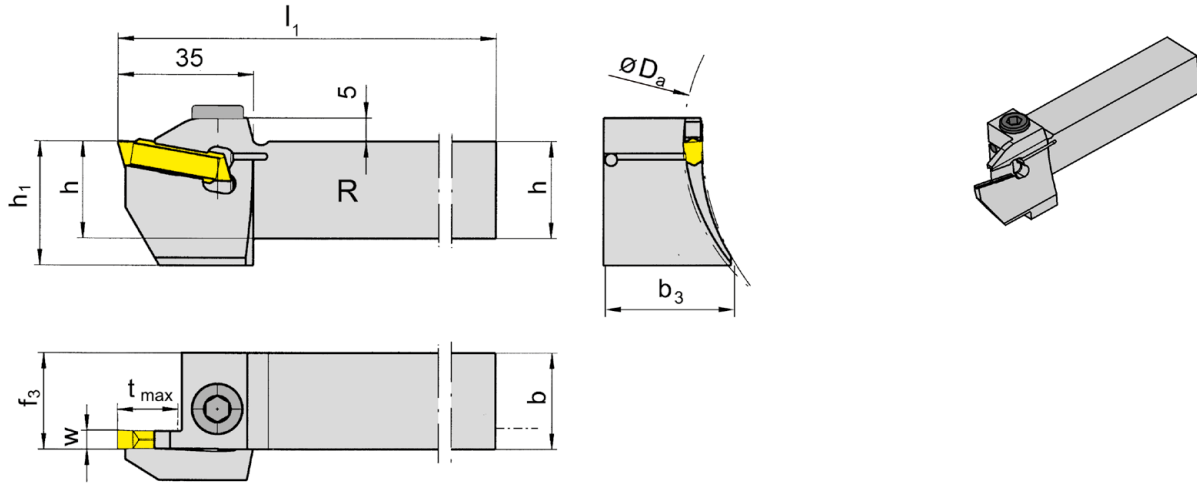
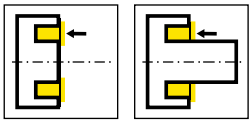
* Respecter la largeur de la plaquette

* Si prega di notare la larghezza dell'inserto

Pièces Détachées

Ricambi

Porte outils Portainsero	Vis de serrage Vite di serraggio
LA210...	218.3



R = version à droite

R = versione destra

N° de commande Codice prodotto	h	b	l ₁	h ₁	b ₃	f ₃	t _{max}	D _{a min}	D _{a max}	w	HWS*
RA210.20.9513.14	20	20	150	32	26	20,5	15	95	130	4	229040
RA210.25.9513.14	25	25	150	32	31	25,5	15	95	130	4	229040
RA210.25.1318.14	25	25	150	32	30	25,5	15	130	180	4	229040
RA210.20.9513.15	20	20	150	32	28	20,5	15	95	130	5	229050 • 229051
RA210.20.1318.15	20	20	150	32	25	20,5	15	130	180	5	229050 • 229051
RA210.25.9513.15	25	25	150	32	33	25,5	15	95	130	5	229050 • 229051
RA210.25.1318.15	25	25	150	32	30	25,5	15	130	180	5	229050 • 229051
RA210.32.1318.15	32	32	150	32	37	32,5	15	130	180	5	229050 • 229051
RA210.25.1318.18	25	25	150	32	30,5	25,5	15	130	180	8	229080 • 229081

* Respecter la largeur de la plaquette

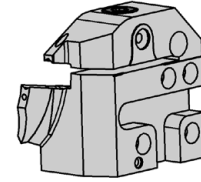
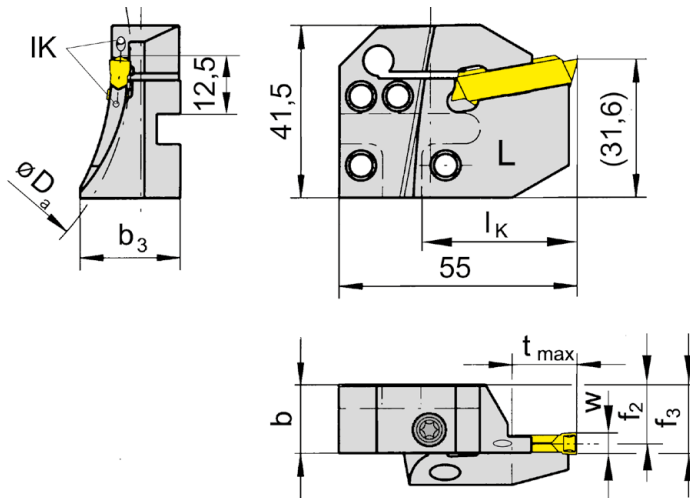
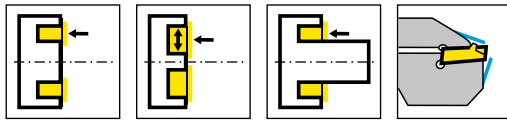
* Si prega di notare la larghezza dell'inserto

Pièces Détachées

Ricambi

Porte outils Portainsero	Vis de serrage Vite di serraggio
RA210...	218.3





L = version à gauche
L = versione sinistra

N° de commande Codice prodotto	D _{a min}	D _{a max}	t _{max}	b	b ₃	f ₂	f ₃	w	l _K	HWS*	HMS
LAK220.6575.04.IK	65	75	10	15,7	23	14,4	f ₂ +w/2	4	36	229050 • 229051	220002
LAK220.7595.04.IK	75	95	15	15,7	23	14,4	f ₂ +w/2	4	36	229040	220002
LAK220.9513.04.IK	95	130	25	15,7	21,2	14,4	f ₂ +w/2	4	36	229050 • 229051	220002
LAK220.1318.04.IK	130	180	25	15,7	21,2	14,4	f ₂ +w/2	4	36	229040	220002
LAK220.1830.04.IK	180	300	25	15,7	21,2	14,4	f ₂ +w/2	4	36	229050 • 229051	220002
LAK220.3000.04.IK	300	1000	25	15,7	16,8	14,4	f ₂ +w/2	4	36	229050 • 229051	220002
LAK220.6075.05.IK	60	75	10	15,7	23	13,9	f ₂ +w/2	5	36	229050 • 229051	220002
LAK220.7595.05.IK	75	95	17	15,7	23	13,9	f ₂ +w/2	5	36	229040	220002
LAK220.9513.05.IK	95	130	25	15,7	23	13,9	f ₂ +w/2	5	36	229040	220002
LAK220.1318.05.IK	130	180	25	15,7	21,2	13,9	f ₂ +w/2	5	36	229040	220002
LAK220.1830.05.IK	180	300	25	15,7	19	13,9	f ₂ +w/2	5	36	229040	220002
LAK220.3000.05.IK	300	1000	25	15,7	16,8	13,9	f ₂ +w/2	5	36	229040	220002
LAK220.6075.06.IK	60	75	10	15,7	23	13,4	f ₂ +w/2	6	36	229040	220002
LAK220.7595.06.IK	75	95	17	15,7	23	13,4	f ₂ +w/2	6	36	229050 • 229051	220002
LAK220.9513.06.IK	95	130	25	15,7	23	13,4	f ₂ +w/2	6	36	229040	220002
LAK220.1318.06.IK	130	180	25	15,7	21,2	13,4	f ₂ +w/2	6	36	229040	220002
LAK220.1830.06.IK	180	300	25	15,7	19	13,4	f ₂ +w/2	6	36	229040	220002
LAK220.3000.06.IK	300	1000	25	15,7	16,8	13,4	f ₂ +w/2	6	36	229040	220002

* Respecter la largeur de la plaquette

* Si prega di notare la larghezza dell'inserto

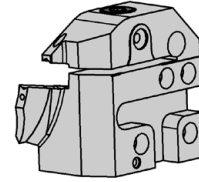
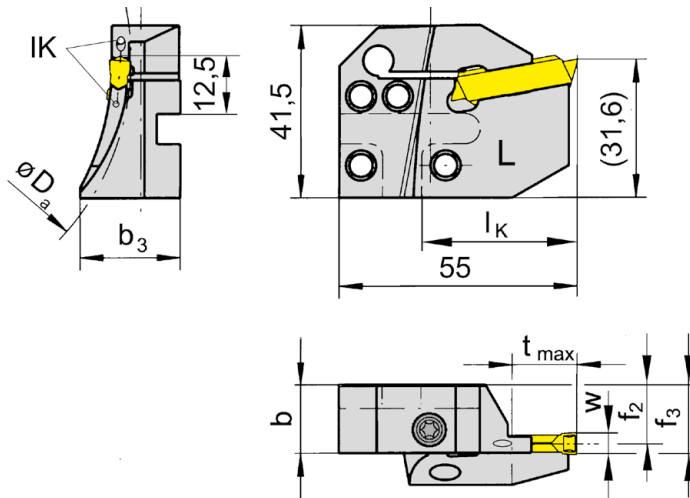
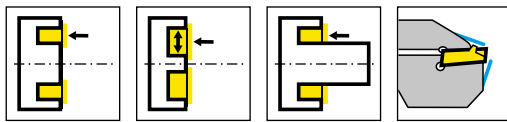
La vis de serrage est vendue avec le base de support.

La vite di bloccaggio è fornita col portainserito base - non va ordinata separatamente.

Pièces Détachées

Ricambi

Cassette Cartuccia	Vis de serrage Vite di serraggio	Tournevis TORX PLUS® Cacciavite TORX PLUS®
LAK220...	6.23T25P	T25PQ



L = version à gauche
L = versione sinistra

N° de commande Codice prodotto	D _{a min}	D _{a max}	t _{max}	b	b ₃	f ₂	f ₃	w	l _K	HWS*	HMS
LAK220.6575.14.IK	65	75	10	15,7	23	14,4	f ₂ +w/2	4	36	229040	220002
LAK220.7595.14.IK	75	95	15	15,7	23	14,4	f ₂ +w/2	4	36	229040	220002
LAK220.9513.14.IK	95	130	15	15,7	21,2	14,4	f ₂ +w/2	4	36	229040	220002
LAK220.1318.14.IK	130	180	15	15,7	21,2	14,4	f ₂ +w/2	4	36	229050 • 229051	220002
LAK220.1830.14.IK	180	300	15	15,7	19	14,4	f ₂ +w/2	4	36	229050 • 229051	220002
LAK220.6075.15.IK	60	75	10	15,7	23	13,9	f ₂ +w/2	5	36	229050 • 229051	220002
LAK220.7595.15.IK	75	95	15	15,7	23	13,9	f ₂ +w/2	5	36	229040	220002
LAK220.9513.15.IK	95	130	15	15,7	23	13,9	f ₂ +w/2	5	36	229040	220002
LAK220.1318.15.IK	130	180	15	15,7	21,2	13,9	f ₂ +w/2	5	36	229040	220002
LAK220.1830.15.IK	180	300	15	15,7	19	13,9	f ₂ +w/2	5	36	229040	220002
LAK220.6075.16.IK	60	75	10	15,7	23	13,4	f ₂ +w/2	6	36	229040	220002
LAK220.7595.16.IK	75	95	15	15,7	23	13,4	f ₂ +w/2	6	36	229040	220002
LAK220.9513.16.IK	95	130	15	15,7	23	13,4	f ₂ +w/2	6	36	229050 • 229051	220002
LAK220.1318.16.IK	130	180	15	15,7	21,2	13,4	f ₂ +w/2	6	36	229040	220002
LAK220.1830.16.IK	180	300	15	15,7	19	13,4	f ₂ +w/2	6	36	229040	220002

* Respecter la largeur de la plaquette

* Si prega di notare la larghezza dell'inserto

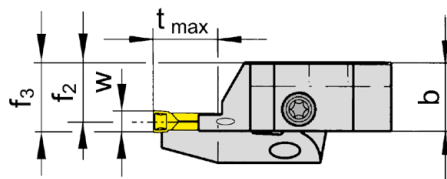

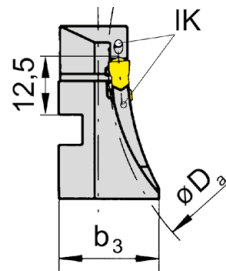
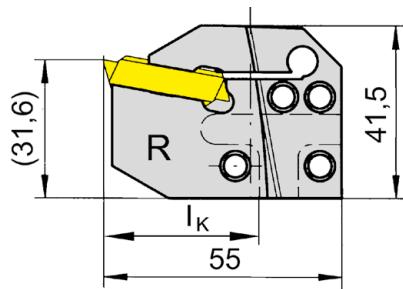
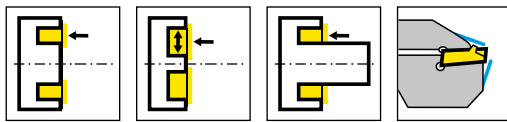
La vis de serrage est vendue avec le base de support.

La vite di bloccaggio è fornita col portainserito base - non va ordinata separatamente.

Pièces Détachées

Ricambi

Cassette Cartuccia	Vis de serrage Vite di serraggio	Tournevis TORX PLUS® Cacciavite TORX PLUS®
LAK220...	6.23T25P	T25PQ



R = version à droite

R = versione destra

N° de commande produit	Codice	D _{a min}	D _{a max}	t _{max}	b	f ₂	f ₃	w	l _k	HWS*	HMS
RAK220.6575.04.IK		65	75	10-15	15,7	14,4	f ₂ +w/2	4	36	229040	220001
RAK220.7595.04.IK		75	95	15-25	15,7	14,4	f ₂ +w/2	4	36	229040	220001
RAK220.9513.04.IK		95	130	25	15,7	14,4	f ₂ +w/2	4	36	229040	220001
RAK220.1318.04.IK		130	180	25	15,7	14,4	f ₂ +w/2	4	36	229040	220001
RAK220.1830.04.IK		180	300	25	15,7	14,4	f ₂ +w/2	4	36	229040	220001
RAK220.3000.04.IK		300	1000	25	15,7	14,4	f ₂ +w/2	4	36	229040	220001
RAK220.6075.05.IK		60	75	10	15,7	13,9	f ₂ +w/2	5	36	229040	220001
RAK220.7595.05.IK		75	95	17	15,7	13,9	f ₂ +w/2	5	36	229040	220001
RAK220.9513.05.IK		95	130	25	15,7	13,9	f ₂ +w/2	5	36	229040	220001
RAK220.1318.05.IK		130	180	25	15,7	13,9	f ₂ +w/2	5	36	229040	220001
RAK220.1830.05.IK		180	300	25	15,7	13,9	f ₂ +w/2	5	36	229040	220001
RAK220.3000.05.IK		300	1000	25	15,7	13,9	f ₂ +w/2	5	36	229040	220001
RAK220.6075.06.IK		60	75	10-17	15,7	13,4	f ₂ +w/2	6	36	229050 • 229051	220001
RAK220.7595.06.IK		75	95	17-25	15,7	13,4	f ₂ +w/2	6	36	229050 • 229051	220001
RAK220.9513.06.IK		95	130	25	15,7	13,4	f ₂ +w/2	6	36	229050 • 229051	220001
RAK220.1318.06.IK		130	180	25	15,7	13,4	f ₂ +w/2	6	36	229050 • 229051	220001
RAK220.1830.06.IK		180	300	25	15,7	13,4	f ₂ +w/2	6	36	229050 • 229051	220001
RAK220.3000.06.IK		300	1000	25	15,7	13,4	f ₂ +w/2	6	36	229050 • 229051	220001

* Respecter la largeur de la plaquette

* Si prega di notare la larghezza dell'inserto

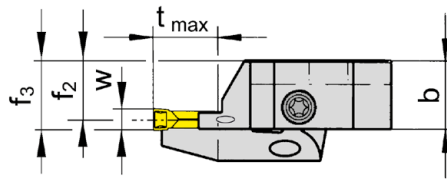

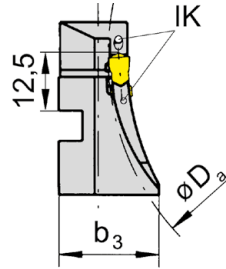
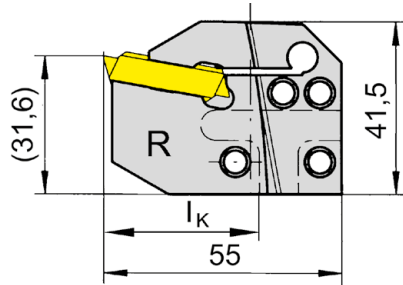
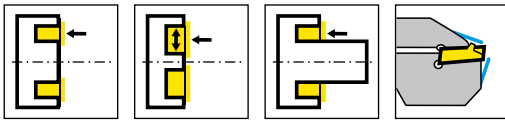
La vis de serrage est vendue avec le base de support.

La vite di bloccaggio è fornita col portainserito base - non va ordinata separatamente.

Pièces Détachées

Ricambi

Cassette Cartuccia	Vis de serrage Vite di serraggio	Tournevis TORX PLUS® Cacciavite TORX PLUS®
RAK220...	6.23T25P	T25PQ



R = version à droite

R = versione destra

N° de commande Codice prodotto	D _{a min}	D _{a max}	t _{max}	b	f ₂	f ₃	w	l _k	HWS*	HMS
RAK220.6575.14.IK	65	75	10	15,7	14,4	f ₂ +w/2	4	36	229040	220001
RAK220.7595.14.IK	75	95	15	15,7	14,4	f ₂ +w/2	4	36	229040	220001
RAK220.9513.14.IK	95	130	15	15,7	14,4	f ₂ +w/2	4	36	229040	220001
RAK220.1318.14.IK	130	180	15	15,7	14,4	f ₂ +w/2	4	36	229040	220001
RAK220.1830.14.IK	180	300	15	15,7	14,4	f ₂ +w/2	4	36	229040	220001
RAK220.6075.15.IK	60	75	10	15,7	13,9	f ₂ +w/2	5	36	229040	220001
RAK220.7595.15.IK	75	95	15	15,7	13,9	f ₂ +w/2	5	36	229040	220001
RAK220.9513.15.IK	95	130	15	15,7	13,9	f ₂ +w/2	5	36	229040	220001
RAK220.1318.15.IK	130	180	15	15,7	13,9	f ₂ +w/2	5	36	229040	220001
RAK220.1830.15.IK	180	300	15	15,7	13,9	f ₂ +w/2	5	36	229040	220001
RAK220.6075.16.IK	60	75	10	15,7	13,4	f ₂ +w/2	6	36	229050 • 229051	220001
RAK220.7595.16.IK	75	95	15	15,7	13,4	f ₂ +w/2	6	36	229050 • 229051	220001
RAK220.9513.16.IK	95	130	15	15,7	13,4	f ₂ +w/2	6	36	229050 • 229051	220001
RAK220.1318.16.IK	130	180	15	15,7	13,4	f ₂ +w/2	6	36	229050 • 229051	220001
RAK220.1830.16.IK	180	300	15	15,7	13,4	f ₂ +w/2	6	36	229050 • 229051	220001

* Respecter la largeur de la plaquette

* Si prega di notare la larghezza dell'inserto

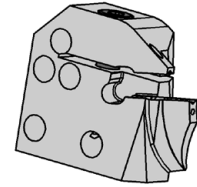
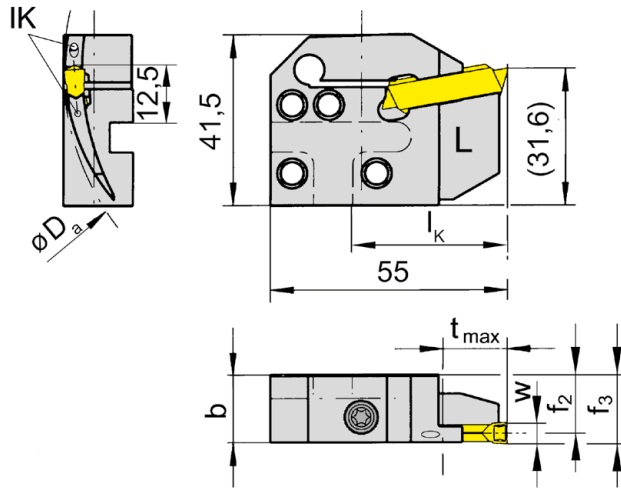
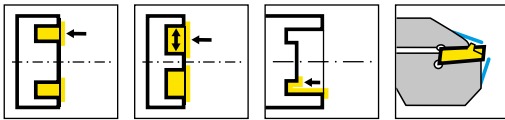
La vis de serrage est vendue avec le base de support.

La vite di bloccaggio è fornita col portainserito base - non va ordinata separatamente.

Pièces Détachées

Ricambi

Cassette Cartuccia	Vis de serrage Vite di serraggio	Tournevis TORX PLUS® Cacciavite TORX PLUS®
RAK220...	6.23T25P	T25PQ



L = version à gauche
L = versione sinistra

N° de commande Codice prodotto	$D_{a \min}$	$D_{a \max}$	t_{\max}	b	f_2	f_3	w	l_K	HWS*	HMS
LIK220.6575.04.IK	65	75	10-15	15,7	14,4	$f_2+w/2$	4	36	229040	220002
LIK220.7595.04.IK	75	95	15-25	15,7	14,4	$f_2+w/2$	4	36	229040	220002
LIK220.9513.04.IK	95	130	25	15,7	14,4	$f_2+w/2$	4	36	229040	220002
LIK220.1318.04.IK	130	180	25	15,7	14,4	$f_2+w/2$	4	36	229040	220002
LIK220.1830.04.IK	180	300	25	15,7	14,4	$f_2+w/2$	4	36	229040	220002
LIK220.3000.04.IK	300	1000	25	15,7	14,4	$f_2+w/2$	4	36	229040	220002
LIK220.6075.05.IK	60	75	10	15,7	13,9	$f_2+w/2$	5	36	229040	220002
LIK220.7595.05.IK	75	95	17	15,7	13,9	$f_2+w/2$	5	36	229040	220002
LIK220.9513.05.IK	95	130	25	15,7	13,9	$f_2+w/2$	5	36	229040	220002
LIK220.1318.05.IK	130	180	25	15,7	13,9	$f_2+w/2$	5	36	229040	220002
LIK220.1830.05.IK	180	300	25	15,7	13,9	$f_2+w/2$	5	36	229040	220002
LIK220.3000.05.IK	300	1000	25	15,7	13,9	$f_2+w/2$	5	36	229040	220002
LIK220.6075.06.IK	60	75	10-17	15,7	13,4	$f_2+w/2$	6	36	229050 • 229051	220002
LIK220.7595.06.IK	75	95	17-25	15,7	13,4	$f_2+w/2$	6	36	229050 • 229051	220002
LIK220.9513.06.IK	95	130	25	15,7	13,4	$f_2+w/2$	6	36	229050 • 229051	220002
LIK220.1318.06.IK	130	180	25	15,7	13,4	$f_2+w/2$	6	36	229050 • 229051	220002
LIK220.1830.06.IK	180	300	25	15,7	13,4	$f_2+w/2$	6	36	229050 • 229051	220002
LIK220.3000.06.IK	300	1000	25	15,7	13,4	$f_2+w/2$	6	36	229050 • 229051	220002

* Respecter la largeur de la plaquette

* Si prega di notare la larghezza dell'inserto

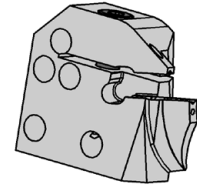
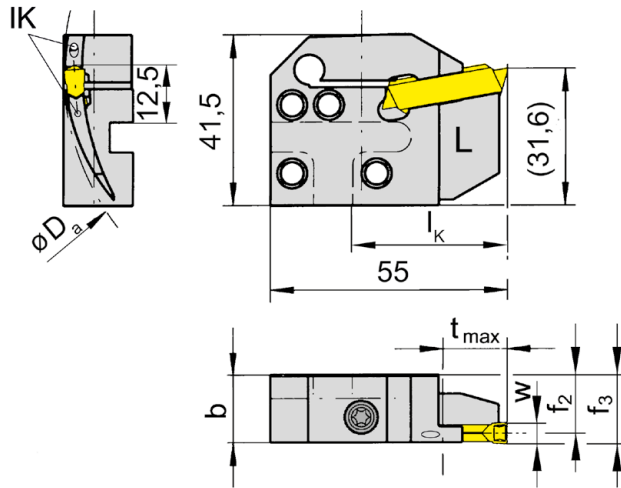
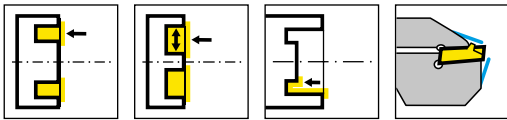
La vis de serrage est vendue avec le base de support.

La vite di bloccaggio è fornita col portainsero base - non va ordinata separatamente.

Pièces Détachées

Ricambi

Cassette Cartuccia	Vis de serrage Vite di serraggio	Tournevis TORX PLUS® Cacciavite TORX PLUS®
LIK220...	6.23T25P	T25PQ



L = version à gauche
L = versione sinistra

N° de commande Codice prodotto	$D_{a \min}$	$D_{a \max}$	t_{\max}	b	f_2	f_3	w	l_K	HWS*	HMS
LIK220.6575.14.IK	65	75	10	15,7	14,4	$f_2+w/2$	4	36	229040	220002
LIK220.7595.14.IK	75	95	15	15,7	14,4	$f_2+w/2$	4	36	229040	220002
LIK220.9513.14.IK	95	130	15	15,7	14,4	$f_2+w/2$	4	36	229040	220002
LIK220.1830.14.IK	180	300	15	15,7	14,4	$f_2+w/2$	4	36	229040	220002
LIK220.6075.15.IK	60	75	10	15,7	13,9	$f_2+w/2$	5	36	229040	220002
LIK220.9513.15.IK	95	130	15	15,7	13,9	$f_2+w/2$	5	36	229040	220002
LIK220.1318.15.IK	130	180	15	15,7	13,9	$f_2+w/2$	5	36	229040	220002
LIK220.1830.15.IK	180	300	15	15,7	13,9	$f_2+w/2$	5	36	229040	220002
LIK220.6075.16.IK	130	180	10	15,7	13,4	$f_2+w/2$	6	36	229050 • 229051	220002
LIK220.7595.16.IK	75	95	15	15,7	13,4	$f_2+w/2$	6	36	229050 • 229051	220002
LIK220.9513.16.IK	95	130	15	15,7	13,4	$f_2+w/2$	6	36	229050 • 229051	220002
LIK220.1318.16.IK	130	180	15	15,7	13,4	$f_2+w/2$	6	36	229050 • 229051	220002
LIK220.1830.16.IK	180	300	15	15,7	13,4	$f_2+w/2$	6	36	229050 • 229051	220002

* Respecter la largeur de la plaquette

* Si prega di notare la larghezza dell'inserto

La vis de serrage est vendue avec le base de support.

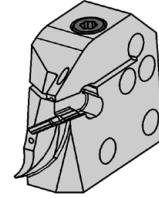
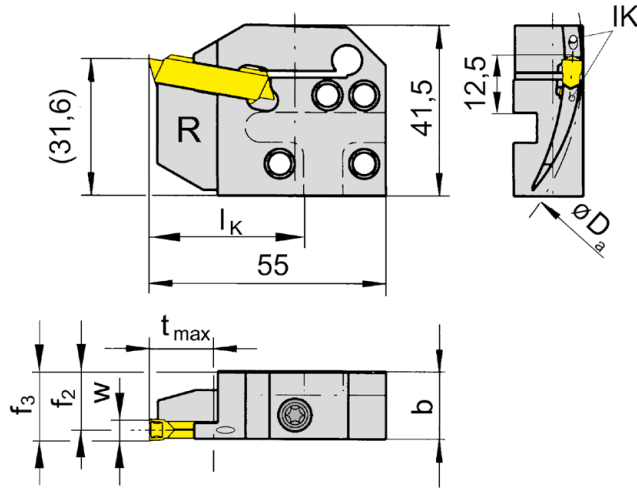
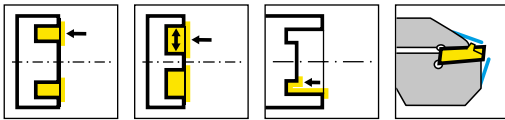
La vite di bloccaggio è fornita col portainserito base - non va ordinata separatamente.

Pièces Détachées

Ricambi

Cassette Cartuccia	Vis de serrage Vite di serraggio	Tournevis TORX PLUS® Cacciavite TORX PLUS®
LIK220...	6.23T25P	T25PQ





R = version à droite
R = versione destra

N° de commande Codice prodotto	D _{a min}	D _{a max}	t _{max}	b	f ₂	f ₃	w	l _K	HWS*	HMS
RIK220.6575.04.IK	65	75	10-15	15,7	14,4	f ₂ +w/2	4	36	229040	220001
RIK220.7595.04.IK	75	95	15-25	15,7	14,4	f ₂ +w/2	4	36	229040	220001
RIK220.9513.04.IK	95	130	25	15,7	14,4	f ₂ +w/2	4	36	229040	220001
RIK220.1318.04.IK	130	180	25	15,7	14,4	f ₂ +w/2	4	36	229040	220001
RIK220.1830.04.IK	180	300	25	15,7	14,4	f ₂ +w/2	4	36	229040	220001
RIK220.3000.04.IK	300	1000	25	15,7	14,4	f ₂ +w/2	4	36	229040	220001
RIK220.6075.05.IK	60	75	10	15,7	13,9	f ₂ +w/2	5	36	229040	220001
RIK220.7595.05.IK	75	95	17	15,7	13,9	f ₂ +w/2	5	36	229040	220001
RIK220.9513.05.IK	95	130	25	15,7	13,9	f ₂ +w/2	5	36	229040	220001
RIK220.1318.05.IK	130	180	25	15,7	13,9	f ₂ +w/2	5	36	229040	220001
RIK220.1830.05.IK	180	300	25	15,7	13,9	f ₂ +w/2	5	36	229040	220001
RIK220.3000.05.IK	300	1000	25	15,7	13,9	f ₂ +w/2	5	36	229040	220001
RIK220.6075.06.IK	60	75	10-17	15,7	13,4	f ₂ +w/2	6	36	229050 • 229051	220001
RIK220.7595.06.IK	75	95	17-25	15,7	13,4	f ₂ +w/2	6	36	229050 • 229051	220001
RIK220.9513.06.IK	95	130	25	15,7	13,4	f ₂ +w/2	6	36	229050 • 229051	220001
RIK220.1318.06.IK	130	180	25	15,7	13,4	f ₂ +w/2	6	36	229050 • 229051	220001
RIK220.1830.06.IK	180	300	25	15,7	13,4	f ₂ +w/2	6	36	229050 • 229051	220001
RIK220.3000.06.IK	300	1000	25	15,7	13,4	f ₂ +w/2	6	36	229050 • 229051	220001

* Respecter la largeur de la plaquette

* Si prega di notare la larghezza dell'inserto

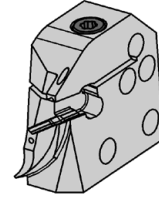
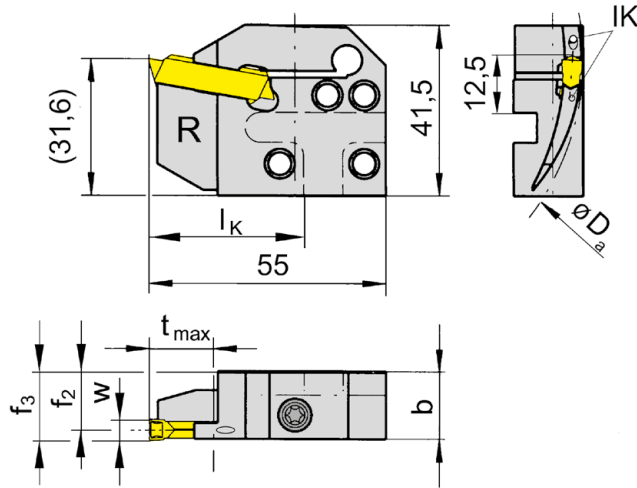
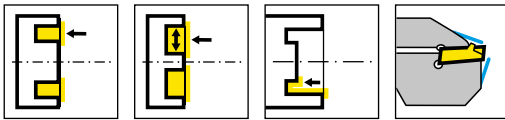
La vis de serrage est vendue avec le base de support.

La vite di bloccaggio è fornita col portainsero base - non va ordinata separatamente.

Pièces Détachées

Ricambi

Cassette Cartuccia	Vis de serrage Vite di serraggio	Tournevis TORX PLUS® Cacciavite TORX PLUS®
RIK220...	6.23T25P	T25PQ



R = version à droite
R = versione destra

N° de commande Codice prodotto	D _{a min}	D _{a max}	t _{max}	b	f ₂	f ₃	w	l _K	HWS*	HMS
RIK220.6575.14.IK	65	75	10	15,7	14,4	f ₂ +w/2	4	36	229040	220001
RIK220.7595.14.IK	75	95	15	15,7	14,4	f ₂ +w/2	4	36	229040	220001
RIK220.9513.14.IK	95	130	15	15,7	14,4	f ₂ +w/2	4	36	229040	220001
RIK220.1318.14.IK	130	180	15	15,7	14,4	f ₂ +w/2	4	36	229040	220001
RIK220.1830.14.IK	180	300	15	15,7	14,4	f ₂ +w/2	4	36	229040	220001
RIK220.6075.15.IK	60	75	10	15,7	13,9	f ₂ +w/2	5	36	229040	220001
RIK220.7595.15.IK	75	95	15	15,7	13,9	f ₂ +w/2	5	36	229040	220001
RIK220.9513.15.IK	95	130	15	15,7	13,9	f ₂ +w/2	5	36	229040	220001
RIK220.1318.15.IK	130	180	15	15,7	13,9	f ₂ +w/2	5	36	229040	220001
RIK220.1830.15.IK	180	300	15	15,7	13,9	f ₂ +w/2	5	36	229040	220001
RIK220.6075.16.IK	60	75	10	15,7	13,4	f ₂ +w/2	6	36	229050 • 229051	220001
RIK220.7595.16.IK	75	95	15	15,7	13,4	f ₂ +w/2	6	36	229050 • 229051	220001
RIK220.9513.16.IK	95	130	15	15,7	13,4	f ₂ +w/2	6	36	229050 • 229051	220001
RIK220.1318.16.IK	130	180	15	15,7	13,4	f ₂ +w/2	6	36	229050 • 229051	220001
RIK220.1830.16.IK	180	300	15	15,7	13,4	f ₂ +w/2	6	36	229050 • 229051	220001

* Respecter la largeur de la plaquette

* Si prega di notare la larghezza dell'inserto

La vis de serrage est vendue avec le base de support.

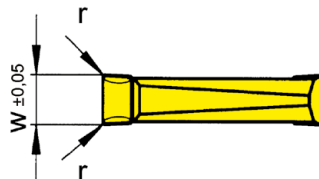
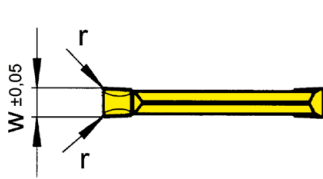
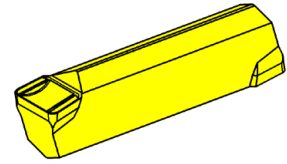
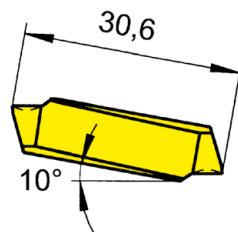
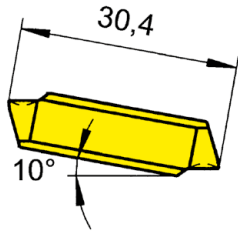
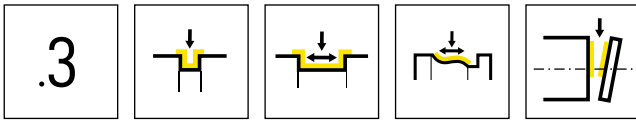
La vite di bloccaggio è fornita col portainserito base - non va ordinata separatamente.

Pièces Détachées

Ricambi

Cassette Cartuccia	Vis de serrage Vite di serraggio	Tournevis TORX PLUS® Cacciavite TORX PLUS®
RIK220...	6.23T25P	T25PQ





Largueur 4 - 5 mm
Larghezza 4 - 5 mm

Largueur 6 mm
Larghezza 6 mm

Nuance
Leghe
▲ en stock
a stock
Δ 4 semaines
4 settimane

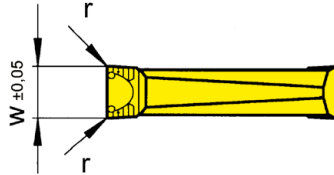
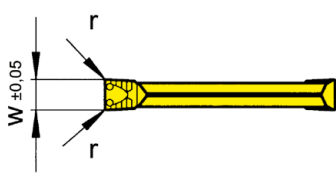
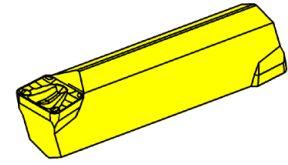
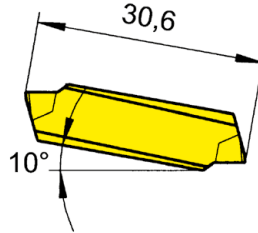
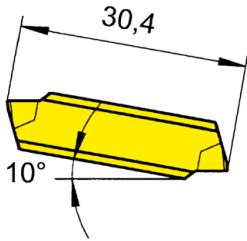
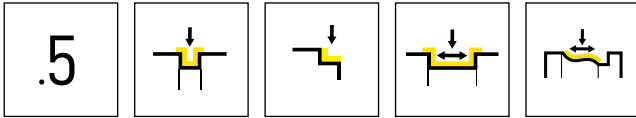
N° de commande Codice prodotto	w	r	HIS	MG12	P20	AL96	AS62	AS66	H54	IG66	TA45	TC92	TF42	TF45	TI22	TI25	TN32	TN35	
S229.0400.34	4	0,4	229030 • 229040	Δ	Δ	▲	▲	▲	▲	▲	▲	▲	▲	▲	Δ	▲	▲	▲	▲
S229.0500.34	5	0,4	229040	Δ	Δ	▲	▲	▲	Δ	▲	Δ	▲	▲	▲	▲	▲	▲	▲	▲
S229.0500.36	5	0,6	229040		Δ				Δ	▲		Δ			Δ	Δ	Δ	Δ	Δ
S229.0600.34	6	0,4	229051	Δ	Δ	▲	▲	▲	Δ	▲	Δ	Δ		▲	Δ	▲	▲	▲	▲
S229.0600.38	6	0,8	229051			▲	▲	▲		▲		▲			Δ				
S229.0400.32	4	0,2	229030 • 229040	Δ	Δ	▲	▲	▲	▲	▲	Δ	▲		▲		▲	▲	▲	▲
P	O	●	●	●	●	●	●	●	●	●	●	●	●	●	●	●	●	●	●
M	-	-	-	-	O	●	●	●	●	●	-	-	●	-	●	-	-	-	●
K	-	-	-	-	●	●	●	●	●	●	●	●	●	●	●	●	●	●	●
N	-	-	●	-	●	●	●	●	●	●	●	●	●	●	●	●	●	●	●
S	-	-	-	-	O	●	●	●	●	●	●	●	●	●	●	●	●	●	●
H	-	-	-	-	-	-	-	-	-	-	-	-	-	-	-	-	-	-	-

T

Plaquette amovible

Inserto

S229



Largueur 4 - 5 mm
Larghezza 4 - 5 mm

Largueur 6 mm
Larghezza 6 mm

Nuance
Leghe
▲ en stock
a stock
Δ 4 semaines
4 settimane

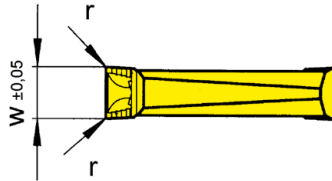
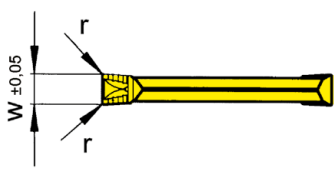
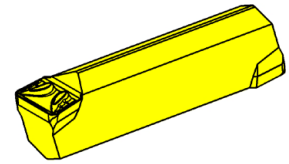
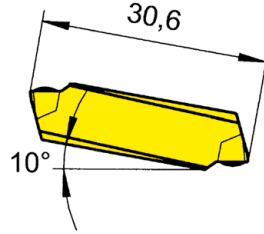
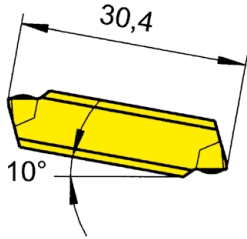
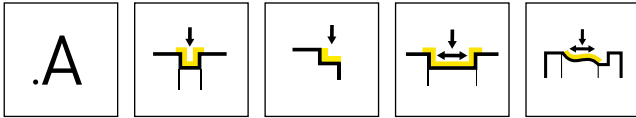
N° de commande Codice prodotto	w	r	HIS	P20	AL96	AS62	IG66	TC92	TF45	TI22	TI25	TN32	TN35
S229.0400.52	4	0,2	229030 • 229040	Δ	Δ	▲	▲	Δ	▲	▲	▲	▲	▲
S229.0400.54	4	0,4	229030 • 229040		Δ	▲	▲		▲	▲	▲	▲	▲
S229.0500.54	5	0,4	229040	Δ	Δ	▲	▲	▲	▲	▲	▲	▲	▲
S229.0500.56	5	0,6	229040				▲	Δ			Δ	Δ	Δ
S229.0600.54	6	0,4	229051	Δ	Δ	▲	▲	▲	▲		▲	▲	▲
S229.0600.56	6	0,6	229051		Δ		▲	Δ			Δ	Δ	Δ
P	●	●	●	●	●	●	●	●	●	●	●	●	●
M	-	-	-	●	-	●	-	●	-	●	-	-	●
K	-	●	-	-	-	-	-	●	-	-	-	-	●
N	-	●	-	-	-	-	-	-	●	-	●	-	●
S	-	-	-	●	-	●	-	●	-	●	-	-	●
H	-	-	-	-	-	-	-	-	-	-	-	-	-



Plaquette amovible

Inserto

S229



Largueur 4 - 5 mm
Larghezza 4 - 5 mm

Largueur 6 mm
Larghezza 6 mm

▲ en stock
a stock

△ 4 semaines
4 settimane

Nuance
Leghe

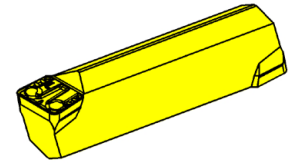
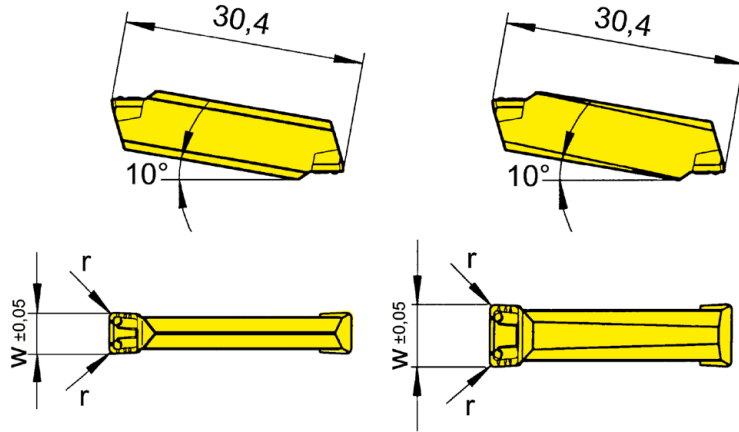
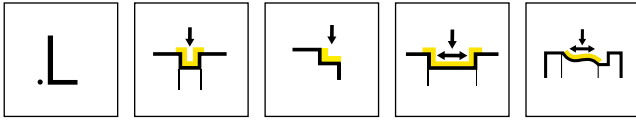
N° de commande Codice prodotto	w	r	HIS	P20	AL96	AS62	IG66	TC92	TF42	TF45	TI22	TI25	TN32	TN35
				S229.0400.A2	4	0,2	229030 • 229040	△	△	▲		△		▲
S229.0400.A4	4	0,4	229030 • 229040		△	▲		△	▲	△	▲	▲	▲	▲
S229.0500.A4	5	0,4	229040			▲	▲	△		△	▲	△	▲	▲
S229.0600.A4	6	0,4	229051	△		▲			△	▲	▲	△	▲	▲
P	●	●	●	●	●	●	●	●	●	●	●	●	●	●
M	-	-	-	●	-	-	-	-	-	●	-	-	-	●
K	-	-	-	-	-	-	-	-	-	-	-	-	-	-
N	-	●	-	-	-	-	-	-	-	-	-	●	-	●
S	-	-	-	○	-	-	-	-	-	●	-	●	-	●
H	-	-	-	-	-	-	-	-	-	-	-	-	-	-

T

Plaquette amovible

Inserto

S229



Largeur 4 - 5 mm
Larghezza 4 - 5 mm

Largeur 6 mm
Larghezza 6 mm

▲ en stock
a stock

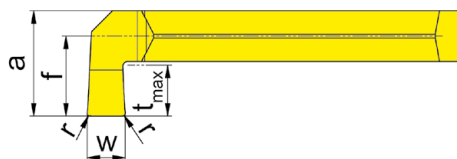
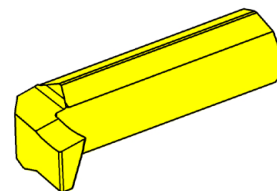
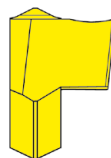
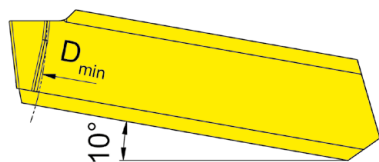
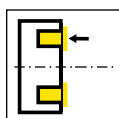
Δ 4 semaines
4 settimane

Nuance
Leghe

N° de commande Codice prodotto	w	r	HIS	AL96	AS62	AS65	AS66	IG65	IG66	TF42	TI22
S229.0300.L6	3	0,6	229020 • 229030			▲		▲			
S229.0300.L8	3	0,8	229020 • 229030			▲		▲			
S229.0400.L4	4	0,4	229030 • 229040	▲	▲		▲		▲	▲	▲
S229.0500.L4	5	0,4	229040	▲	▲		▲		▲	▲	▲
S229.0500.L6	5	0,6	229040	▲	▲		▲		▲	▲	▲
S229.0600.L4	6	0,4	229050	Δ	▲		▲		▲	▲	▲
S229.0600.L6	6	0,6	229050	Δ	▲		▲		▲	▲	▲
P				●	●	●	●	●	●	●	●
M				-	-	○	○	●	●	-	-
K				●	-	○	●	-	-	-	-
N				●	-	-	●	-	-	-	-
S				-	-	-	○	○	○	-	-
H				-	-	-	-	-	-	-	-



.10



Nuance
Leghe

R = version à droite représentée
R = versione destra come in figura


L = version à gauche
L = versione sinistra a specchio

▲ en stock
a stock

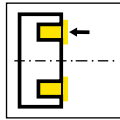
Δ 4 semaines
4 settimane

N° de commande Codice prodotto	w	r	t _{max}	a	f	D _{min}	HIS	AS65
R229.3040.HA50.12	3	0,2	4	8,3	6,3	50	229040	Δ
R229.4040.HA50.12	4	0,2	4	8,3	6,3	50	229040	Δ
L229.3040.HA50.12	3	0,2	4	8,3	6,3	50	229040	Δ
L229.4040.HA50.12	4	0,2	4	8,3	6,3	50	229040	Δ
								P ●
								M ○
								K ○
								N -
								S -
								H -

T




Porte outils
Portainsero
221/228




Page/Pag.
586-587

Plaquette amovible
Inserto
231/N231



Page/Pag.
588

231

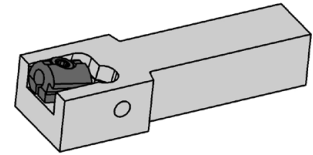
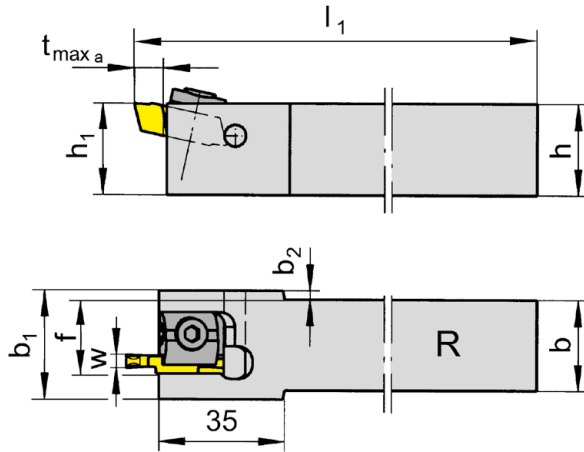
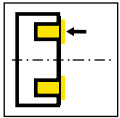


Porte outils et plaquettes

Largeur de gorge 3 - 10 mm

Portainserito e inserti

Larghezza della gola 3 - 10 mm



R = version à droite représentée
R = versione destra come in figura

L = version à gauche
L = versione sinistra a specchio

N° de commande Codice prodotto	h	b	l ₁	h ₁	b ₁	f	t _{max a}	b ₂	D _{a min}	HWS
R221.2020.04	20	20	125	20	28	17,9	8	4	40	23104R • 23104N
R221.2525.04	25	25	150	25	28	20,4	8	1,5	40	23104R • 23104N
R221.2020.05	20	20	125	20	30	18,9	8	5	40	23105R • 23105N
R221.2525.05	25	25	150	25	30	21,4	8	2,5	40	23105R • 23105N
R221.2020.07	20	20	125	20	32	19,9	8	6	40	23107R • 23107N
R221.2525.07	25	25	150	25	32	22,4	8	3,5	40	23107R • 23107N
R221.2020.09	20	20	125	20	34	20,9	8	7	40	23109R • 23109N
R221.2525.09	25	25	150	25	34	23,4	8	4,5	40	23109R • 23109N
L221.2020.04	20	20	125	20	28	17,9	8	4	40	23104L • 23104N
L221.2525.04	25	25	150	25	28	20,4	8	1,5	40	23104L • 23104N
L221.2020.05	20	20	125	20	30	18,9	8	5	40	23105L • 23105N
L221.2525.05	25	25	150	25	30	21,4	8	2,5	40	23105L • 23105N
L221.2020.07	20	20	125	20	32	19,9	8	6	40	23107L • 23107N
L221.2525.07	25	25	150	25	32	22,4	8	3,5	40	23107L • 23107N
L221.2020.09	20	20	125	20	34	20,9	8	7	40	23109L • 23109N
L221.2525.09	25	25	150	25	34	23,4	8	4,5	40	23109L • 23109N

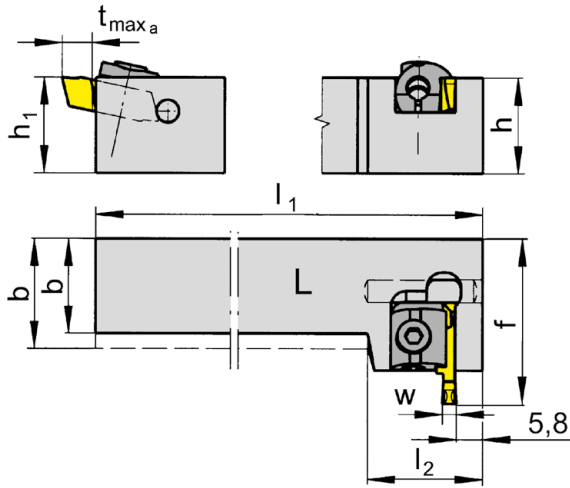
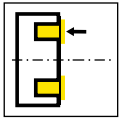
w voir plaquettes amovibles
w vd. inserti

Ce porte-outil peut être utilisé à partir de Da = 30 mm jusqu'à ∞ en fonction.
Questo portainsero può essere usato da Da = 30 mm fino a ∞ a seconda della profondità della gola

Pièces Détachées

Ricambi

Porte outils Portainsero	Bride Staffa	Tournevis TORX PLUS® Cacciavite TORX PLUS®
R/L221...	01.60.12	T20PQ



L = version à gauche représentée
L = versione sinistra come in figura

R = version à droite
R = versione destra a specchio

N° de commande Codice prodotto	h	b	h ₁	f	t _{max a}	D _{a min}	l ₁	l ₂	HWS
R228.2020.04	20	20	20	38,5	8	40	125	35,5	23104R • 23104N
R228.2525.04	25	25	25	38,5	8	40	150	35,5	23104R • 23104N
R228.2020.05	20	20	20	38,5	8	40	125	35,5	23105R • 23105N
R228.2525.05	25	25	25	38,5	8	40	150	35,5	23105R • 23105N
R228.2020.07	20	20	20	38,5	8	40	125	35,5	23107R • 23107N
R228.2525.07	25	25	25	38,5	8	40	150	35,5	23107R • 23107N
R228.2020.09	20	20	20	38,5	8	40	125	35,5	23109R • 23109N
R228.2525.09	25	25	25	38,5	8	40	150	35,5	23109R • 23109N
L228.2020.04	20	20	20	38,5	8	40	125	35,5	23104L • 23104N
L228.2525.04	25	25	25	38,5	8	40	150	35,5	23104L • 23104N
L228.2020.05	20	20	20	38,5	8	40	125	35,5	23105L • 23105N
L228.2525.05	25	25	25	38,5	8	40	150	35,5	23105L • 23105N
L228.2525.07	25	25	25	38,5	8	40	150	35,5	23107L • 23107N
L228.2020.09	20	20	20	38,5	8	40	125	35,5	23109L • 23109N
L228.2525.09	25	25	25	38,5	8	40	150	35,5	23109L • 23109N

w voir plaquettes amovibles
w vd. inserti

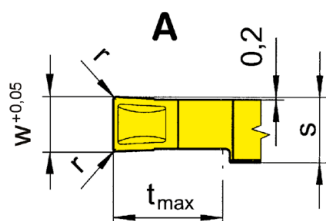
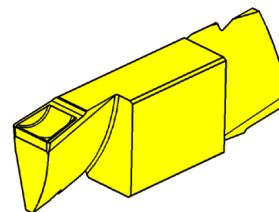
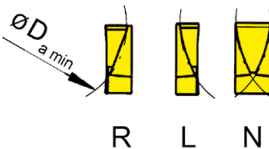
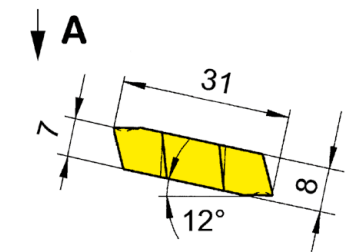
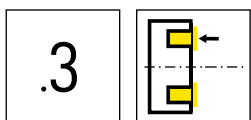
Ce porte-outil peut être utilisé à partir de Da = 30 mm jusqu'à ∞ en fonction.
Questo portainsero può essere usato da Da = 30 mm fino a ∞ a seconda della profondità della gola

Pièces Détachées

Ricambi

Porte outils Portainsero	Bride Staffa	Tournevis TORX PLUS® Cacciavite TORX PLUS®
R/L228...	01.60.12	T20PQ





Nuance
Leghe


▲ en stock
a stock

Δ 4 semaines
4 settimane

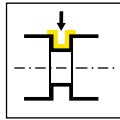
N° de commande Codice prodotto	w	r	t _{max}	s	D _{a min}	HIS	TN35
R231.4030.32	3	0,2	8	3,8	40	23104R	▲
R231.4040.32	4	0,2	8	3,8	40	23104R	▲
R231.4050.34	5	0,4	8	5,8	40	23105R	▲
L231.4030.32	3	0,2	8	3,8	40	23104L	▲
L231.4040.32	4	0,2	8	3,8	40	23104L	▲
L231.4050.34	5	0,4	8	5,8	40	23105L	▲
N231.4060.34	6	0,4	8	5,8	40	23105N	▲
N231.4070.36	7	0,6	8	7,8	40	23107N	Δ
N231.4080.36	8	0,6	8	7,8	40	23107N	▲
N231.4090.38	9	0,8	8	9,8	40	23109N	Δ
N231.4100.38	10	0,8	8	9,8	40	23109N	Δ

Extérieur-Ø de gorge < 40 mm sur Demande.
Esterno-Ø gola < 40 mm su richiesta.

P	●
M	●
K	●
N	●
S	●
H	-

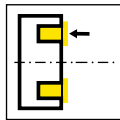


Porte outils
Portainsero
360/369



Page/Pag.
592-593

Plaquette amovible
Inserto
312



Page/Pag.
594

312



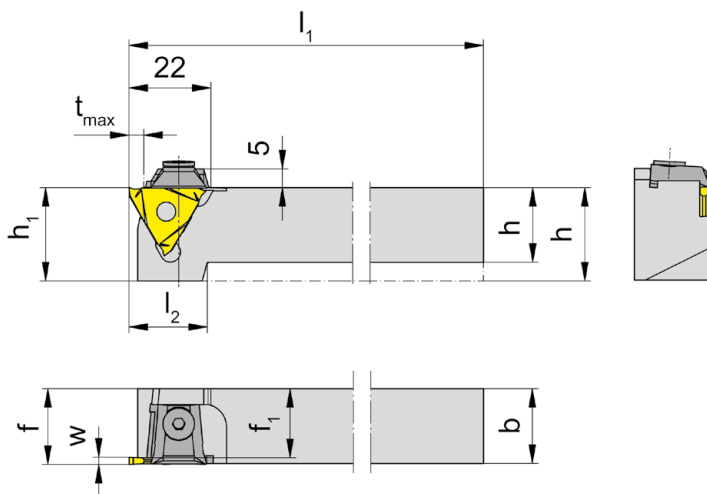
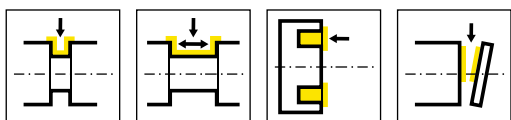
T

Porte outils et plaquettes

Largueur de gorge 1,5 - 5 mm

Portainserito e inserti

Larghezza della gola 1,5 - 5 mm



R = version à droite représentée
R = versione destra come in figura

L = version à gauche
L = versione sinistra a specchio

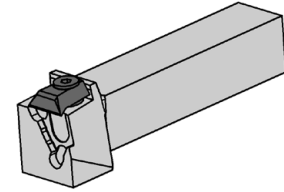
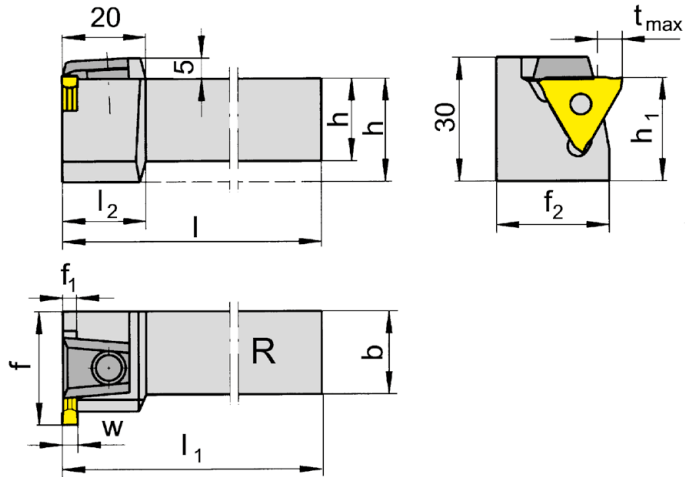
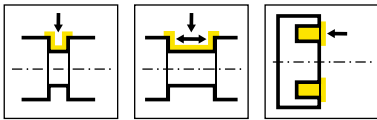
N° de commande Codice prodotto	h	b	l ₁	l ₂	h ₁	f ₁	f	t _{max}	HWS
R360.1212.02	12	12	100	24	25	9,5	f ₁ +w-a ₁	6	31202N • 31202R • 31202L
R360.1616.02	16	16	125	22	25	13,5	f ₁ +w-a ₁	6	31202N • 31202R • 31202L
R360.2020.02	20	20	125	21	25	17,5	f ₁ +w-a ₁	6	31202N • 31202R • 31202L
R360.2525.02	25	25	150	-	25	22,5	f ₁ +w-a ₁	6	31202N • 31202R • 31202L
R360.3232.02	32	32	170	-	32	29,5	f ₁ +w-a ₁	6	31202N • 31202R • 31202L
R360.1212.03	12	12	100	24	25	8,5	f ₁ +w-a ₁	6	31203N • 31203R • 31203L
R360.1616.03	16	16	125	22	25	12,5	f ₁ +w-a ₁	6	31203N • 31203R • 31203L
R360.2020.03	20	20	125	21	25	16,5	f ₁ +w-a ₁	6	31203N • 31203R • 31203L
R360.2525.03	25	25	150	-	25	21,5	f ₁ +w-a ₁	6	31203N • 31203R • 31203L
R360.3232.03	32	32	170	-	32	28,5	f ₁ +w-a ₁	6	31203N • 31203R • 31203L
L360.1212.02	12	12	100	24	25	9,5	f ₁ +w-a ₁	6	31202N • 31202R • 31202L
L360.1616.02	16	16	125	22	25	13,5	f ₁ +w-a ₁	6	31202N • 31202R • 31202L
L360.2020.02	20	20	125	21	25	17,5	f ₁ +w-a ₁	6	31202N • 31202R • 31202L
L360.2525.02	25	25	150	-	25	22,5	f ₁ +w-a ₁	6	31202N • 31202R • 31202L
L360.3232.02	32	32	170	-	32	29,5	f ₁ +w-a ₁	6	31202N • 31202R • 31202L
L360.1212.03	12	12	100	24	25	8,5	f ₁ +w-a ₁	6	31203N • 31203R • 31203L
L360.1616.03	16	16	125	22	25	12,5	f ₁ +w-a ₁	6	31203N • 31203R • 31203L
L360.2020.03	20	20	125	21	25	16,5	f ₁ +w-a ₁	6	31203N • 31203R • 31203L
L360.2525.03	25	25	150	-	25	21,5	f ₁ +w-a ₁	6	31203N • 31203R • 31203L
L360.3232.03	32	32	170	-	32	28,5	f ₁ +w-a ₁	6	31203N • 31203R • 31203L

w, a1 voir plaquettes amovibles
w, a1 vd. inserti

Pièces Détachées

Ricambi

Porte outils Portainsero	Bride Staffa
R/L360.1...	11.3
R/L360...	16.4



R = version à droite représentée
R = versione destra come in figura

L = version à gauche
L = versione sinistra a specchio

N° de commande Codice prodotto	h	b	l	l ₁	l ₂	h ₁	f	t _{max}	f ₁	f ₂	HWS
R369.2020.02	20	20	125	l-f ₁ +w-a ₁	20	25	27	6	2,5	23,5	31202N • 31202R • 31202L
R369.2525.02	25	25	150	l-f ₁ +w-a ₁	-	25	32	6	2,5	28,5	31202N • 31202R • 31202L
R369.2020.03	20	20	125	l-f ₁ +w-a ₁	20	25	27	6	3,5	23,5	31203N • 31203R • 31203L
R369.2525.03	25	25	150	l-f ₁ +w-a ₁	-	25	32	6	3,5	28,5	31203N • 31203R • 31203L
L369.2020.02	20	20	125	l-f ₁ +w-a ₁	20	25	27	6	2,5	23,5	31202N • 31202R • 31202L
L369.2525.02	25	25	150	l-f ₁ +w-a ₁	-	25	32	6	2,5	28,5	31202N • 31202R • 31202L
L369.2020.03	20	20	125	l-f ₁ +w-a ₁	20	25	27	6	3,5	23,5	31203N • 31203R • 31203L
L369.2525.03	25	25	150	l-f ₁ +w-a ₁	-	25	32	6	3,5	28,5	31203N • 31203R • 31203L

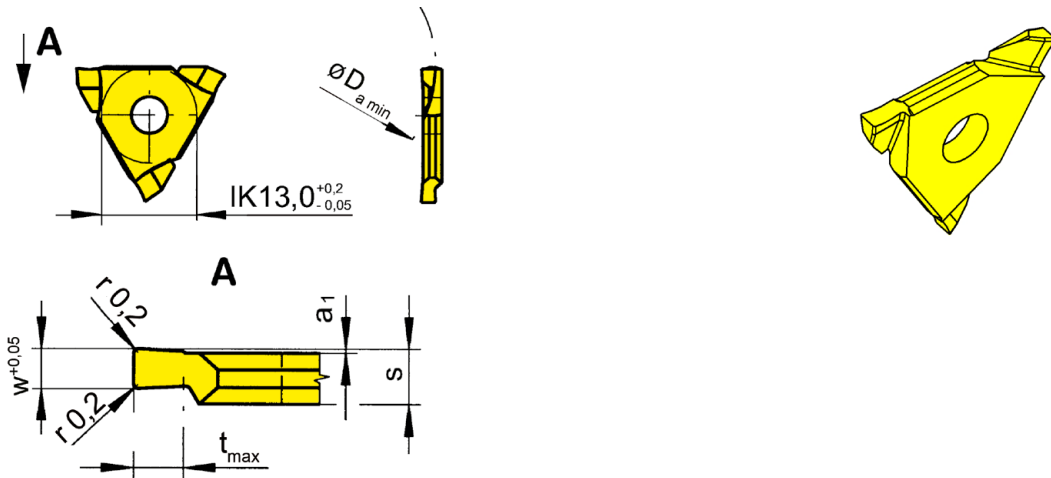
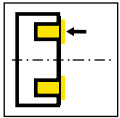
w, a1 voir plaquettes amovibles
w, a1 vd. inserti

Pièces Détachées

Ricambi

Porte outils Portainsero	Bride Staffa
R/L369...	16.4





R = version à droite représentée
R = versione destra come in figura


L = version à gauche
L = versione sinistra a specchio

▲ en stock
a stock

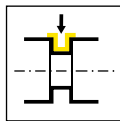
Nuance
Leghe
Δ 4 semaines
4 settimane

N° de commande Codice prodotto	w	t _{max}	a ₁	s	D _{a min}	HIS	Nuance		
							MG12	EG55	TN35
R312.2015.02	1,5	2	0,2	2,7	20	31202N • 31202R • 31202R		▲	▲
R312.3020.02	2	3	0,2	2,7	30	31202N • 31202R • 31202R		▲	▲
R312.3030.02	3	3	0,2	3,7	30	31203N • 31203R • 31203R		▲	▲
R312.3050.02	5	3,5	0,2	5,3	30	31204N • 31204R • 31204R		Δ	
L312.2015.02	1,5	2	0,2	2,7	20	31202N • 31202R • 31202L		▲	▲
L312.3020.02	2	3	0,2	2,7	30	31202N • 31202R • 31202L	Δ	▲	▲
L312.3030.02	3	3	0,2	3,7	30	31203N • 31203R • 31203L		▲	▲
L312.3050.02	5	3,5	0,2	5,3	30	31204N • 31204R • 31204L		Δ	
							P	o	•
							M	-	o
							K	-	o
							N	-	-
							S	-	-
							H	-	-

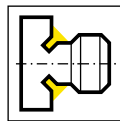
T



Porte outils
Portainsero
356/357

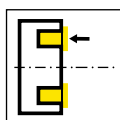


Page/Pag.
598-599



Page/Pag.
600

Plaquette amovible
Inserto
A315




Page/Pag.
601-603

Informations techniques
Informazioni tecniche

Page/Pag.
604

A315



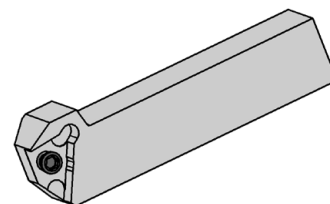
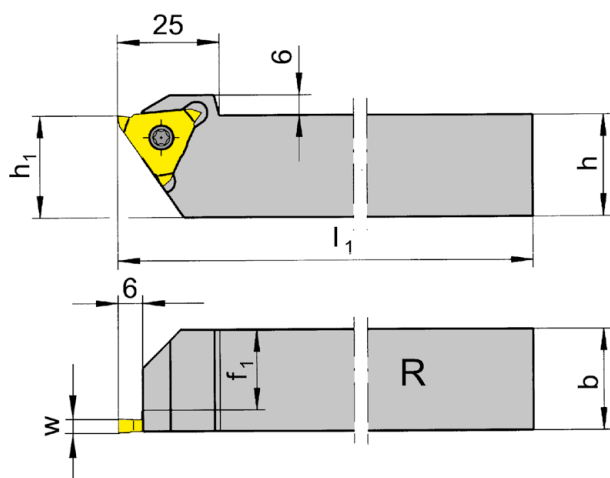
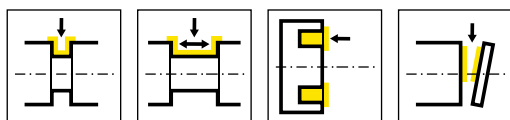
T

Porte outils et plaquettes

Largueur de gorge 1,5 - 3 mm

Portainserito e inserti

Larghezza della gola 1,5 - 3 mm



R = version à droite représentée
R = versione destra come in figura

L = version à gauche
L = versione sinistra a specchio

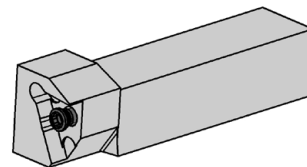
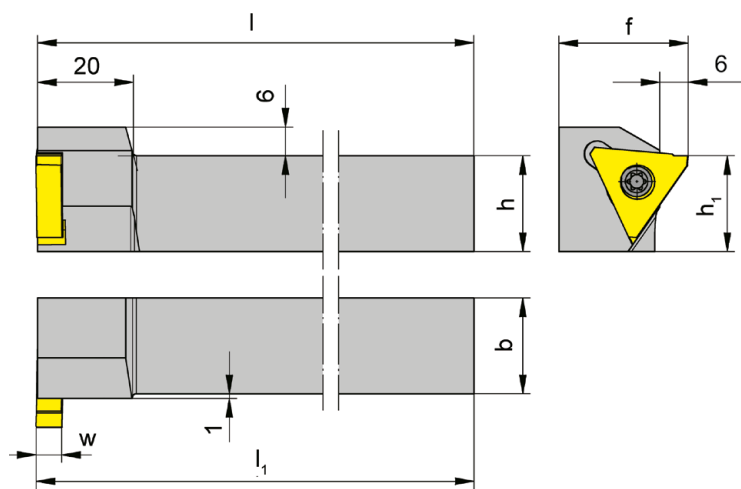
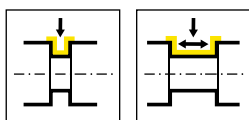
N° de commande Codice prodotto	h	b	l ₁	h ₁	f ₁	HWS
R356.1616.03	16	16	125	20	13	31503R
R356.2020.03	20	20	125	20	17	31503R
R356.2525.03	25	25	150	25	22	31503R
R356.3232.03	32	32	170	32	29	31503R
R356.1616.05	16	16	125	20	10,8	31505R
R356.2020.05	20	20	125	20	14,8	31505R
R356.2525.05	25	25	150	25	19,8	31505R
R356.3232.05	32	32	170	32	26,8	31505R
R356.2525.07	25	25	150	25	18	31507R
R356.2020.07	20	20	125	20	13	31507R
R356.3232.07	32	32	170	32	25	31507R
L356.1616.03	16	16	125	20	13	31503L
L356.2020.03	20	20	125	20	17	31503L
L356.2525.03	25	25	150	25	22	31503L
L356.3232.03	32	32	170	32	29	31503L
L356.1616.05	16	16	125	20	10,8	31505L
L356.2020.05	20	20	125	20	14,8	31505L
L356.2525.05	25	25	150	25	19,8	31505L
L356.3232.05	32	32	170	32	26,8	31505L
L356.2525.07	25	25	150	25	18	31507L
L356.2020.07	20	20	125	20	13	31507L
L356.3232.07	32	32	170	32	25	31507L

w voir plaquettes amovibles
w vd. inserti

Pièces Détachées

Ricambi

Porte outils Portainsero	Vis de serrage Vite di serraggio	Tournevis TORX PLUS® Cacciavite TORX PLUS®
R/L356...	5.12T20P	T20PQ
R/L356...07	5.15T20P	T20PQ



R = version à droite représentée
R = versione destra come in figura

L = version à gauche
L = versione sinistra a specchio

N° de commande Codice prodotto	h	b	l ₁	l	h ₁	f	HWS
R357.2020.05	20	20	125,3	125	20	27	31505L
R357.2525.05	25	25	150,3	150	25	32	31505L
L357.2020.05	20	20	125,3	125	20	27	31505R
L357.2525.05	25	25	150,3	150	25	32	31505R

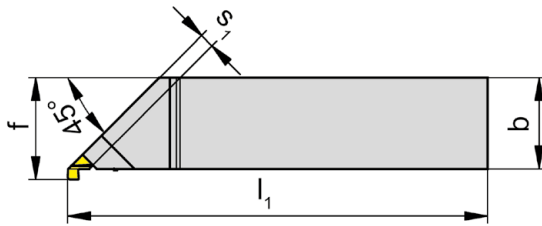
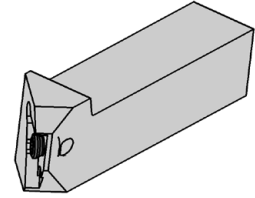
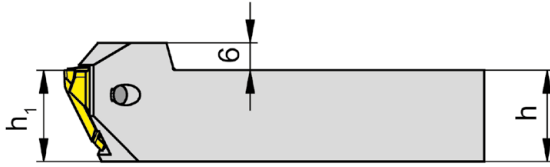
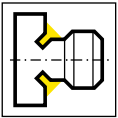
w voir plaquettes amovibles
w vd. inserti



Pièces Détachées

Ricambi

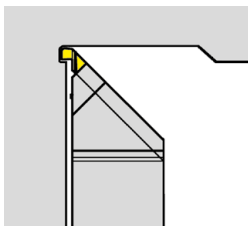
Porte outils Portainsero	Vis de serrage Vite di serraggio	Tournevis TORX PLUS® Cacciavite TORX PLUS®
R/L357...	5.12T20P	T20PQ



R = version à droite représentée
R = versione destra come in figura

L = version à gauche
L = versione sinistra a specchio

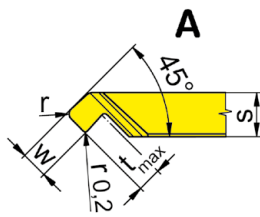
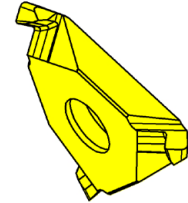
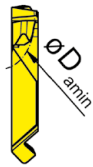
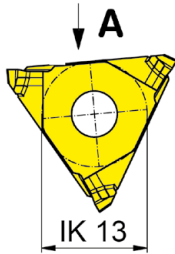
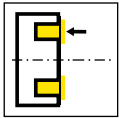
N° de commande Codice prodotto	h	b	l ₁	h ₁	f	s ₁	HWS
R356.1616.45.03	16	16	125	16	18,3	3,25	31503L
R356.2020.45.03	20	20	125	20	22,3	3,25	31503L
R356.2525.45.03	25	25	150	25	27,3	3,25	31503L
L356.1616.45.03	16	16	125	16	18,3	3,25	31503R
L356.2020.45.03	20	20	125	20	22,3	3,25	31503R
L356.2525.45.03	25	25	150	25	27,3	3,25	31503R



Pièces Détachées

Ricambi

Porte outils Portainsero	Vis de serrage Vite di serraggio	Tournevis TORX PLUS® Cacciavite TORX PLUS®
R/L356...	5F.08T20P	T20PQ



L = version à gauche représentée
L = versione sinistra come in figura

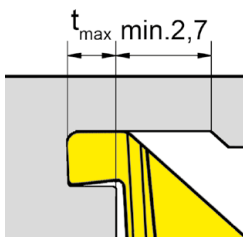
R = version à droite
R = versione destra a specchio

▲ en stock
a stock

Nuance
Leghe
Δ 4 semaines
4 settimane

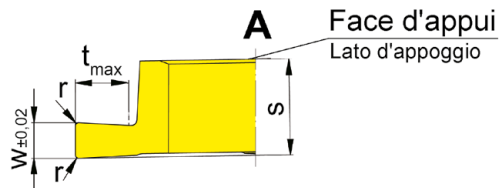
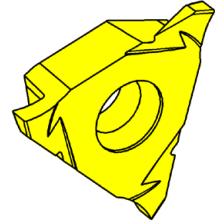
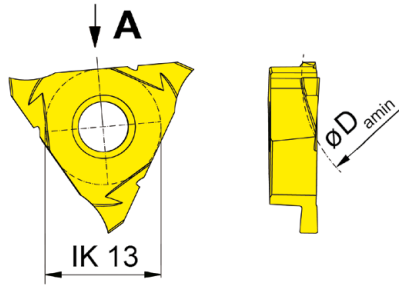
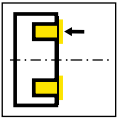
N° de commande Codice prodotto	w	r	t_{\max}	$D_{a\min}$	s	HIS	TH35	TN35
RA315.0815.45.04L	1,5	0,4	1,6	8	3,25	31503R	▲	▲
RA315.1220.45.05L	2	0,5	1,8	12	3,25	31503R	▲	▲
RA315.2024.45.06L	2,4	0,6	2	20	3,25	31503R	Δ	▲
LA315.0815.45.04R	1,5	0,4	1,6	8	3,25	31503L	▲	▲
LA315.1220.45.05R	2	0,5	1,8	12	3,25	31503L	▲	▲
LA315.2024.45.06R	2,4	0,6	2	20	3,25	31503L	▲	▲

Le dégagement doit être réalisé avant l'usinage axial!
L'apertura radiale deve essere eseguita PRIMA dell'esecuzione della gola assiale.



P	●	●
M	●	●
K	●	●
N	●	●
S	●	●
H	-	-





R = version à droite représentée
R = versione destra come in figura

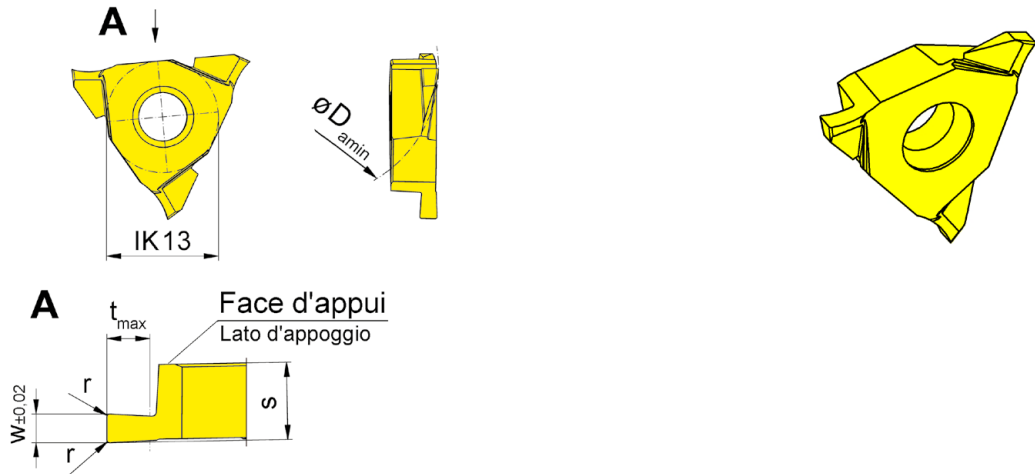
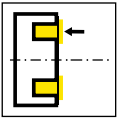
L = version à gauche
L = versione sinistra a specchio

▲ en stock
a stock

Nuance
Leghe
Δ 4 semaines
4 settimane

N° de commande Codice prodotto	w	r	t _{max}	D _{a min}	s	HIS	Nuance Leghe	
							TH35	TN35
RA315.2015.02L	1,5	0,2	2	20	5,4	31505R	▲	
RA315.3020.02L	2	0,2	3	30	5,4	31505R	▲	
RA315.3030.02L	3	0,2	3	30	5,4	31505R	▲	
LA315.2015.02R	1,5	0,2	2	20	5,4	31505L	▲	
LA315.3020.02R	2	0,2	3	30	5,4	31505L	▲	Δ
LA315.3030.02R	3	0,2	3	30	5,4	31505L	▲	
							P	● ●
							M	● ●
							K	● ●
							N	● ●
							S	● ●
							H	- -

T



R = version à droite représentée
R = versione destra come in figura

▲ en stock
a stock

Nuance
Leghe
▲ 4 semaines
4 settimane

N° de commande Codice prodotto	w	r	t _{max}	D _{a min}	s	HIS	TH35	TN35
RA315.2015.02R	1,5	0,2	2	20	5,4	31505R	▲	
RA315.3020.02R	2	0,2	3	30	5,4	31505R	▲	
RA315.3030.02R	3	0,2	3	30	5,4	31505R	▲	
LA315.2015.02L	1,5	0,2	2	20	5,4	31505L	▲	
LA315.3020.02L	2	0,2	3	30	5,4	31505L	▲	▲
LA315.3030.02L	3	0,2	3	30	5,4	31505L	▲	
							P ● ●	
							M ● ●	
							K ● ●	
							N ● ●	
							S ● ●	
							H - -	



Choix des cassettes

Choisir la cassette en fonction du diamètre extérieur de la gorge frontale à réaliser.

Selezione cartuccia

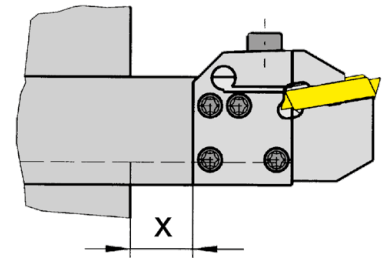
Selezionare la cartuccia che si adatta al diametro più grande della gola assiale da eseguire

Stabilité

Pour obtenir une bonne stabilité, le porte outils doit être positionné avec une porte-à-faux minimum.

Posizionamento stabile

L'utensile deve essere fissato in modo da avere il minor sbraccio possibile, e per conseguenza la maggiore stabilità.

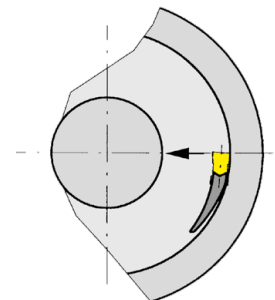


Procédure d'usinage

Pour élargir une gorge frontale, il convient toujours de charioter du \emptyset le plus grand vers le plus petits.

Modo di lavorazione

Quando si desidera tornire in modo da allargare la gola si consiglia di tornire dal diametro maggiore verso quello inferiore.

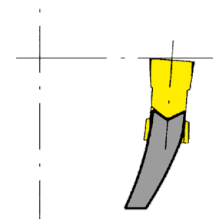


Positionnement

L'arête de coupe doit être correctement positionnée dans l'axe de la pièce et parfaitement au centre.

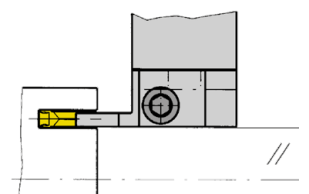
Posizionamento dell'utensile


L'utensile deve essere posizionato in modo che il tagliente sia il più esattamente possibile sull'asse della mezzeria del pezzo. Questo è importante affinché gli angoli di taglio siano corretti.



Le porte outils doit être parfaitement parallèle à l'axe de rotation de la pièce.

L'utensile deve essere posizionato in modo da essere parallelo all'asse del pezzo.

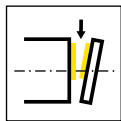




U

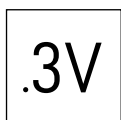
Système/Sistema	Page/Pag.
100	606
223	636
S224	642
229	660
264	670
274	680
312	696
316	708

Porte outils
Portainsero
H100




Page/Pag.
608-624

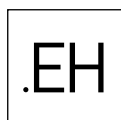
Plaque
Inserto
S100



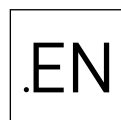
Page/Pag.
633, 631



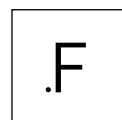
Page/Pag.
625



Page/Pag.
626




Page/Pag.
634, 632




Page/Pag.
627



Page/Pag.
628



Page/Pag.
629



Page/Pag.
630

Informations techniques
Informazioni tecniche

Page/Pag.
713

100



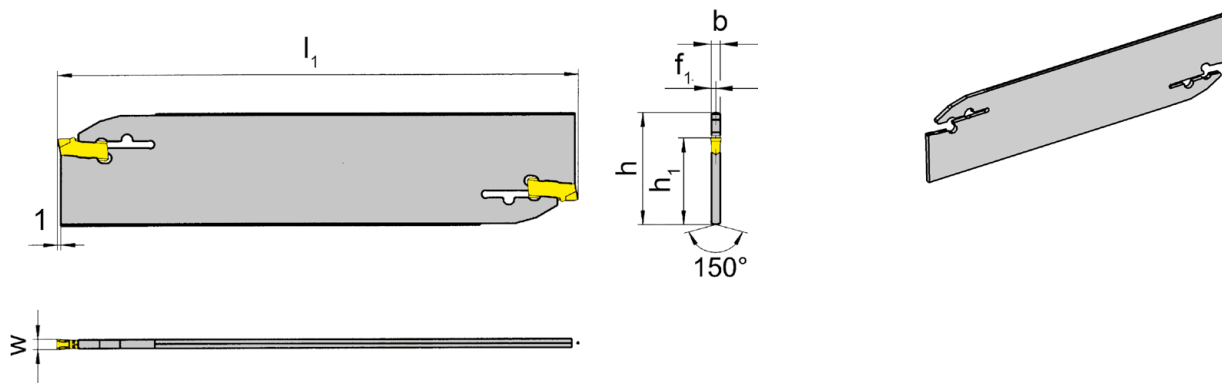
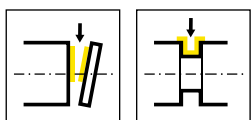
Porte outils et plaquettes

Profondeur de gorge 2 - 6 mm
Profondeur de gorge jusqu'à 55 mm

Portainserito e inserti

Profondità della gola 2 - 6 mm
Profondità della gola fino a 55 mm

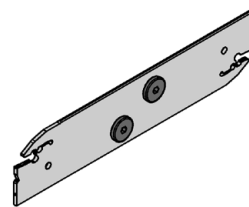
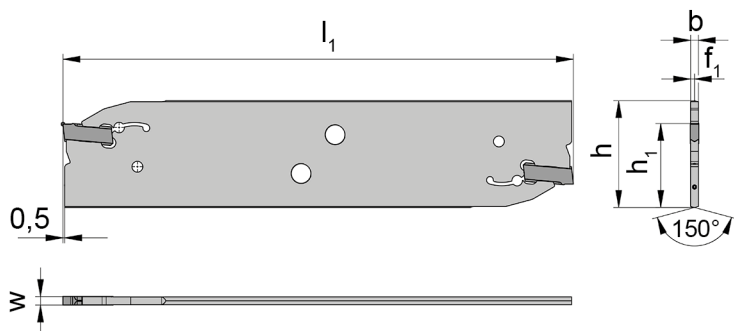
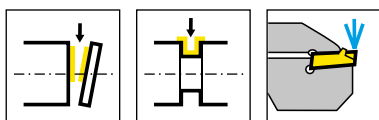
U



N° de commande Codice prodotto	h	b	l ₁	h ₁	f ₁	t _{max}	HWS
H100.2601.01	26	1,5	110	21,4	0,75	25	100018
H100.2602.02	26	1,9	110	21,4	0,95	37,5	100028
H100.2603.03	26	2,3	110	21,4	1,15	37,5	100038
H100.2604.04	26	3,1	110	21,8	1,65	40	100048
H100.3201.01	32	1,5	150	24,8	0,75	25	100018
H100.3202.02	32	1,9	150	24,8	0,95	50	100028
H100.3203.03	32	2,3	150	24,8	1,15	50	100038
H100.3204.04	32	3,1	160	24,8	1,65	55	100048
H100.3205.05	32	3,9	160	24,8	2	55	100058

w voir plaquettes
w vd. inserti

La clé P39L n'est pas fournie avec le porte outils - à cder séparément!
La chiave P39L non viene fornita con la portainsero - bisogna ordinarla separatamente!



N° de commande Codice prodotto	h	b	l ₁	h ₁	f ₁	t _{max}	HWS
H100.2602.8.02.IK	26	1,9	110	21,4	0,95	35	100029 • 100028
H100.2603.8.03.IK	26	2,3	110	21,4	1,15	35	100039 • 100038
H100.2604.8.04.IK	26	3,1	110	21,4	1,55	35	100049 • 100048
H100.3202.8.02.IK	32	1,9	150	24,8	0,95	55	100029 • 100028
H100.3203.8.03.IK	32	2,3	150	24,8	1,15	60	100039 • 100038
H100.3204.8.04.IK	32	3,1	150	24,8	1,55	60	100049 • 100048

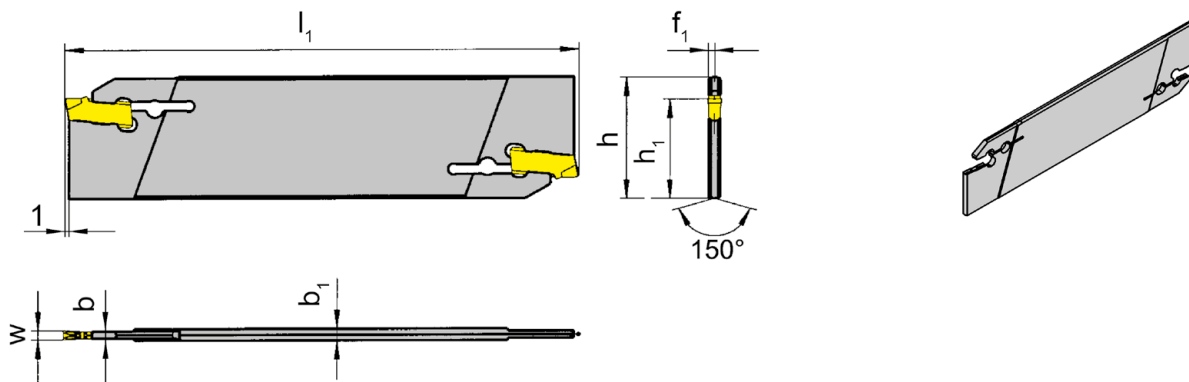
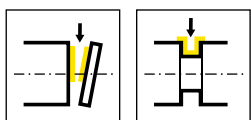
La clé P101.02 n'est pas fournie avec le fraise - à cder séparément!
La chiave P101.02 non viene fornita con fresa - bisogna ordinarla separatamente!

U

Pièces Détachées

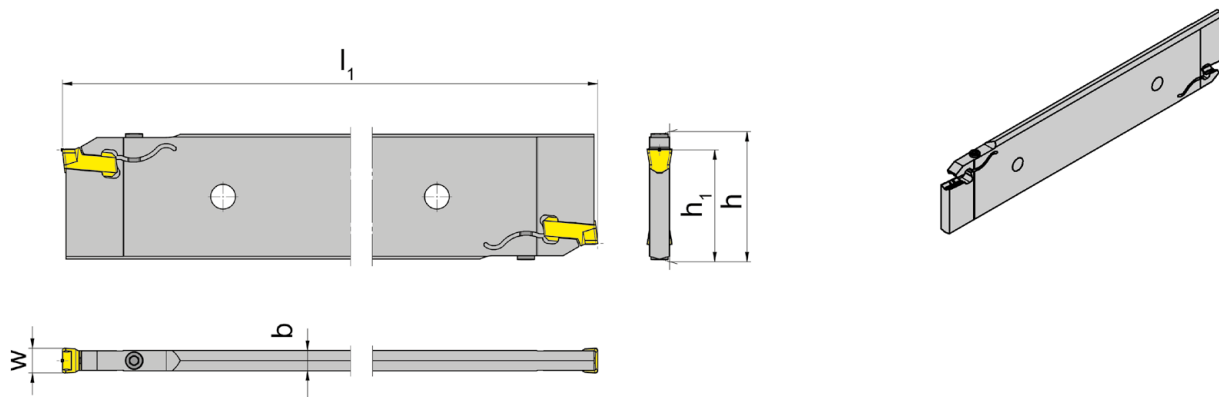
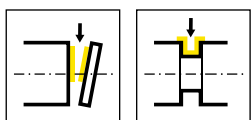
Ricambi

Porte outils Portainsero	
H100...	020.IK01.5732



N° de commande Codice prodotto	h	b	l ₁	h ₁	f ₁	t _{max}	b ₁	HWS
H100.2603.01	26	1,5	110	21,4	1,15	21	2,3	100018
H100.2603.02	26	1,9	110	21,4	1,15	21	2,3	100028
H100.3203.01	32	1,5	150	24,8	1,15	25	2,3	100018
H100.3203.02	32	1,9	150	24,8	1,15	25	2,3	100028

La clé P39L n'est pas fournie avec le porte outils - à cder séparément!
La chiave P39L non viene fornita con la portainserto - bisogna ordinarla separatamente!

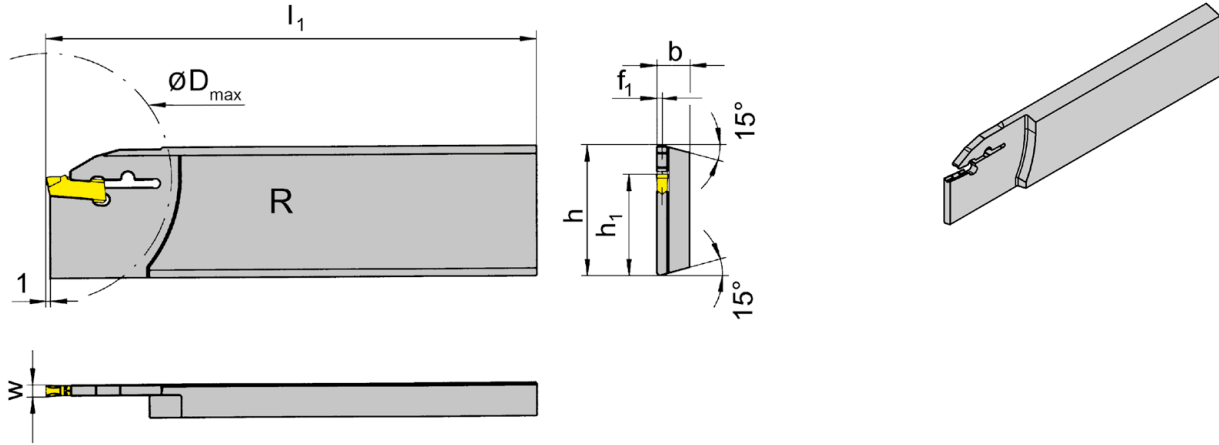
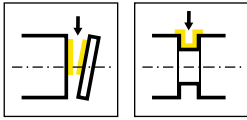


N° de commande Codice prodotto	h	b	l ₁	h ₁	HWS
H100.5208.26.08	52,6	7,4	260	45	100088
H100.5210.26.10	52,6	8,2	260	45	100108
H100.5212.26.12	52,6	10,4	260	45	100128

Pièces Détachées

Ricambi

Porte outils Portainsero	Vis de serrage Vite di serraggio	Tournevis TORX PLUS® Cacciavite TORX PLUS®
H100...	5.13T20P	T20PQ



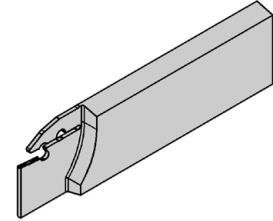
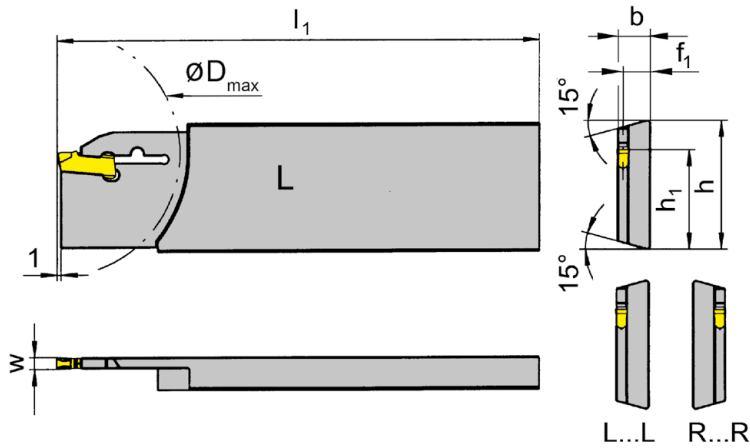
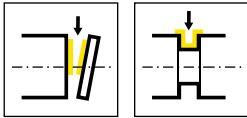
R = version à droite représentée
R = versione destra come in figura

L = version à gauche
L = versione sinistra a specchio

N° de commande Codice prodotto	h	b	l ₁	h ₁	f ₁	t _{max}	D _{max}	HWS
RH100.2608.31	26	7,9	110	21,4	0,75	21	42	100018
RH100.2608.32	26	7,9	110	21,4	0,95	25	50	100028
RH100.2608.33	26	7,9	110	21,4	1,15	25	50	100038
RH100.3208.31	32	7,9	112	24,8	0,75	25	50	100018
RH100.3208.32	32	7,9	112	24,8	0,95	34	68	100028
RH100.3208.33	32	7,9	112	24,8	1,15	34	68	100038
RH100.3208.34	32	7,9	112	24,8	1,55	34	68	100048
LH100.2608.31	26	7,9	110	21,4	0,75	21	42	100018
LH100.2608.32	26	7,9	110	21,4	0,95	25	50	100028
LH100.2608.33	26	7,9	110	21,4	1,15	25	50	100038
LH100.2608.34	26	7,9	110	21,4	1,55	25	50	100048
LH100.3208.31	32	7,9	112	24,8	0,75	25	50	100018
LH100.3208.32	32	7,9	112	24,8	0,95	34	68	100028
LH100.3208.33	32	7,9	112	24,8	1,15	34	68	100038
LH100.3208.34	32	7,9	112	24,8	1,55	34	68	100048

w voir plaquettes
w vd. inserti

La clé P39L n'est pas fournie avec le porte outils - à cder séparément!
La chiave P39L non viene fornita con la portainserto - bisogna ordinarla separatamente!



L = version à gauche représentée
L = versione sinistra come in figura

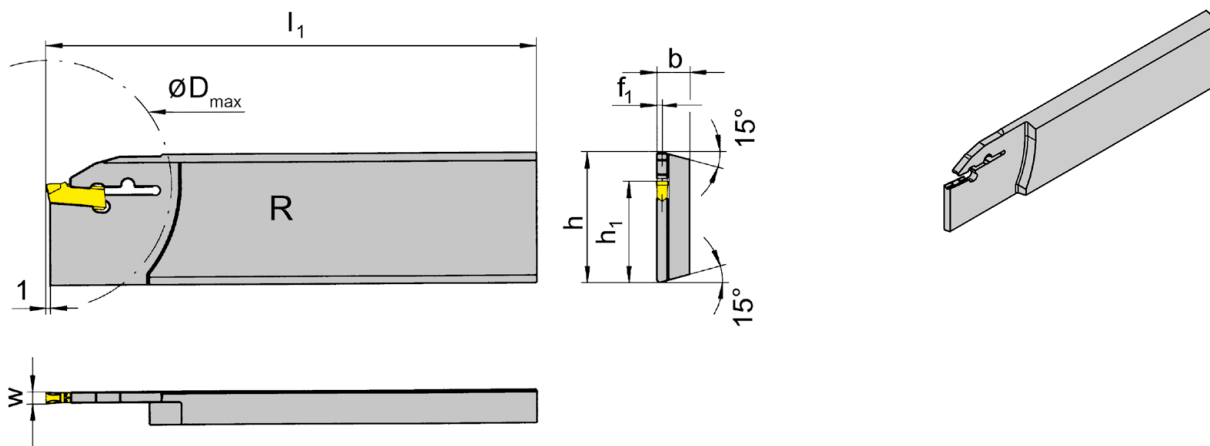
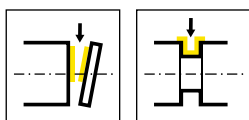
R = version à droite
R = versione destra a specchio

N° de commande Codice prodotto	h	b	L ₁	h ₁	f ₁	t _{max}	D _{max}	HWS
RH100.2608.31R	26	7,9	110	21,4	7,15	21	42	100018
RH100.2608.32R	26	7,9	110	21,4	6,95	25	50	100028
RH100.2608.33R	26	7,9	110	21,4	6,75	25	50	100038
RH100.2608.34R	26	7,9	110	21,4	6,35	25	50	100048
RH100.3208.31R	32	7,9	112	24,8	7,15	25	50	100018
RH100.3208.32R	32	7,9	112	24,8	6,95	34	68	100028
RH100.3208.33R	32	7,9	112	24,8	6,75	34	68	100038
RH100.3208.34R	32	7,9	112	24,8	6,35	34	68	100048
LH100.2608.31L	26	7,9	110	21,4	7,15	21	42	100018
LH100.2608.32L	26	7,9	110	21,4	6,95	25	50	100028
LH100.2608.33L	26	7,9	110	21,4	6,75	25	50	100038
LH100.2608.34L	26	7,9	110	21,4	6,35	25	50	100048
LH100.3208.31L	32	7,9	112	24,8	7,15	25	50	100018
LH100.3208.32L	32	7,9	112	24,8	6,95	34	68	100028
LH100.3208.33L	32	7,9	112	24,8	6,75	34	68	100038
LH100.3208.34L	32	7,9	112	24,8	6,35	34	68	100048

w voir plaquettes
w vd. inserti

La clé P39L n'est pas fournie avec le porte outils - à cder séparément!
La chiave P39L non viene fornita con la portainsero - bisogna ordinarla separatamente!





R = version à droite

R = versione destra

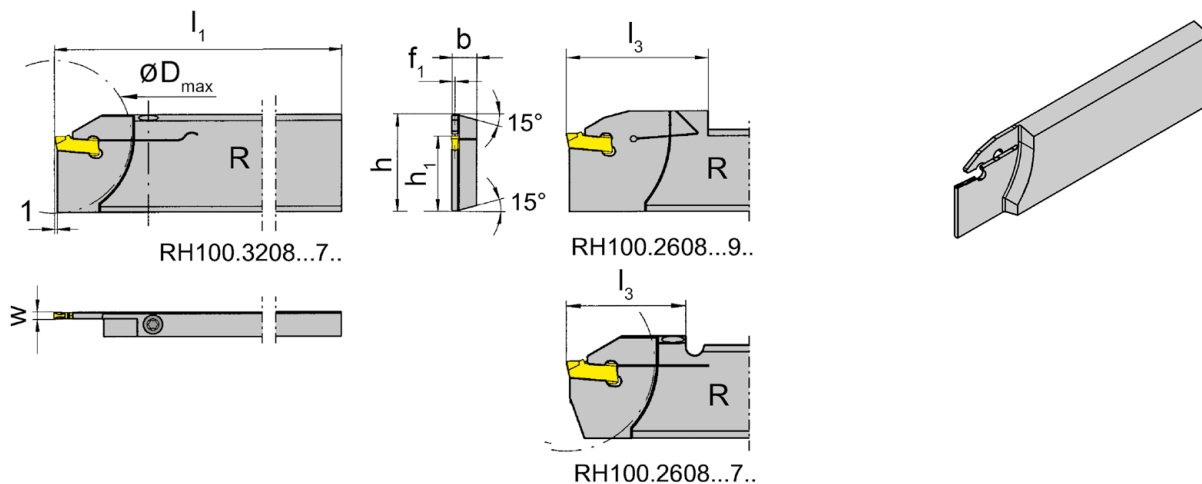
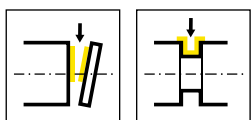
N° de commande Codice prodotto	h	b	l ₁	h ₁	f ₁	t _{max}	D _{max}	HWS
RH100.3208.2.44	32	7,9	160	24,8	1,55	41	80	100048
RH100.3208.44	32	7,9	130	24,8	1,55	41	80	100048

w voir plaquettes

w vd. inserti

La clé P39L n'est pas fournie avec le porte outils - à cder séparément!

La chiave P39L non viene fornita con la portainsero - bisogna ordinarla separatamente!



R = version à droite représentée
R = versione destra come in figura

L = version à gauche
L = versione sinistra a specchio

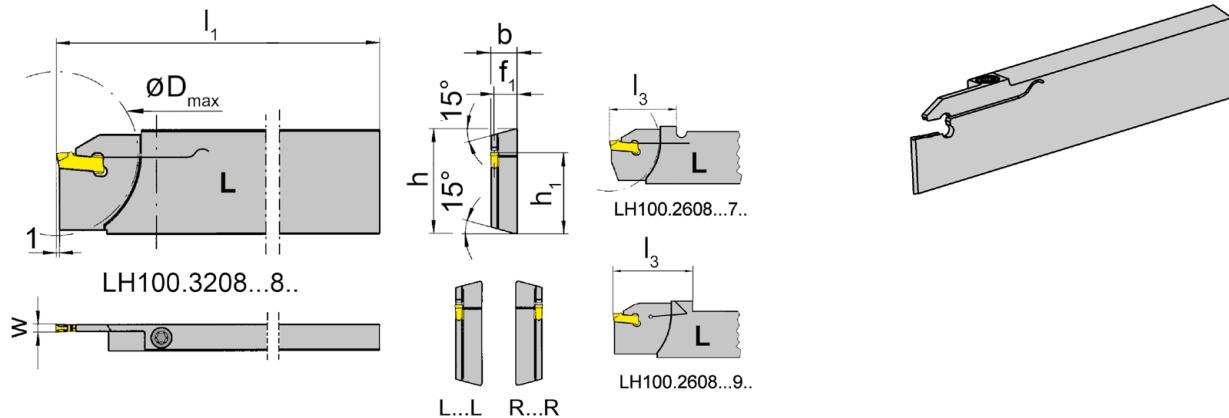
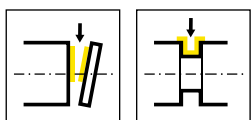
N° de commande Codice prodotto	h	b	l ₁	h ₁	f ₁	l ₃	t _{max}	D _{max}	HWS
RH100.2608.71	26	7,9	110	21,4	0,75	33,8	25	50	100018
RH100.2608.72	26	7,9	110	21,4	0,95	33,8	25	50	100028
RH100.2608.93	26	8	112	21,4	1,15	40	25	50	100038
RH100.3208.71	32	7,9	112	24,8	0,75	33,8	25	50	100018
RH100.3208.72	32	7,9	112	24,8	0,95	33,8	25	50	100028
RH100.3208.93	32	8	112	24,8	1,15	40	32,5	65	100038
LH100.2608.71	26	7,9	110	21,4	0,75	33,8	25	50	100018
LH100.2608.72	26	7,9	110	21,4	0,95	33,8	25	50	100028
LH100.2608.93	26	8	112	21,4	1,15	40	25	50	100038
LH100.3208.71	32	7,9	112	24,8	0,75	33,8	25	50	100018
LH100.3208.72	32	7,9	112	24,8	0,95	33,8	25	50	100028
LH100.3208.93	32	8	112	24,8	1,15	40	32,5	65	100038

w voir plaquettes
w vd. inserti

Pièces Détachées
Ricambi

Porte outils Portainsero	Vis de serrage Vite di serraggio	Tournevis TORX PLUS® Cacciavite TORX PLUS®
R/LH100...	4.15T15P	T15PQ
R/LH100...93	030.0413.T15P	T15PQ





L = version à gauche représentée
L = versione sinistra come in figura

R = version à droite
R = versione destra a specchio

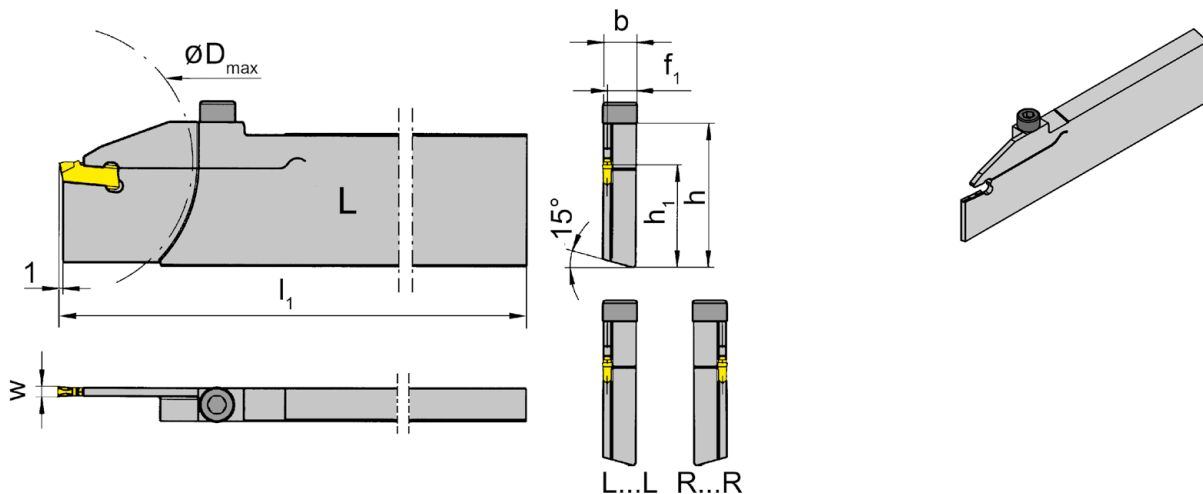
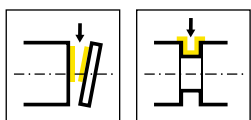
N° de commande Codice prodotto	h	b	l ₁	h ₁	f ₁	l ₃	t _{max}	D _{max}	HWS
RH100.2608.71R	26	7,9	110	21,4	7,15	33,8	25	50	100018
RH100.2608.72R	26	7,9	110	21,4	6,95	33,8	25	50	100028
RH100.2608.93R	26	8	115	21,4	6,85	40	25	50	100038
RH100.3208.71R	32	7,9	112	24,8	7,15	33,8	25	50	100018
RH100.3208.72R	32	7,9	112	24,8	6,95	33,8	25	50	100028
RH100.3208.93R	32	8	115	24,8	6,85	42	32,5	65	100038
LH100.2608.71L	26	7,9	110	21,4	7,15	33,8	25	50	100018
LH100.2608.72L	26	7,9	110	21,4	6,95	33,8	25	50	100028
LH100.2608.93L	26	8	115	21,4	6,85	40	25	50	100038
LH100.3208.71L	32	7,9	112	24,8	7,15	33,8	25	50	100018
LH100.3208.72L	32	7,9	112	24,8	6,95	33,8	25	50	100028
LH100.3208.93L	32	8	115	24,8	6,85	42	32,5	65	100038

w voir plaquettes
w vd. inserti

Pièces Détachées

Ricambi

Porte outils Portainsero	Vis de serrage Vite di serraggio	Tournevis TORX PLUS® Cacciavite TORX PLUS®
R/LH100...	4.15T15P	T15PQ
R/LH100...93R/L	030.0413.T15P	T15PQ



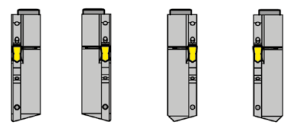
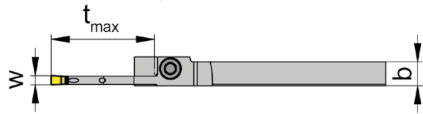
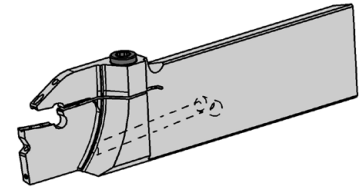
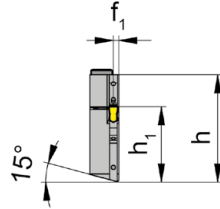
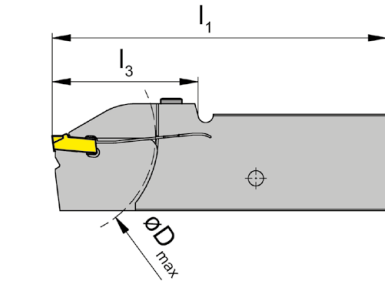
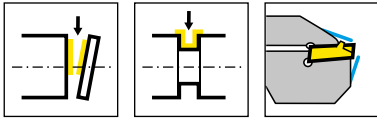
L = version à gauche représentée
L = versione sinistra come in figura

R = version à droite
R = versione destra a specchio

N° de commande Codice prodotto	h	b	l_1	h_1	f_1	t_{max}	D_{max}	HWS
RH100.3280.73R	32	7,9	130	24,8	6,75	32,5	65	100038
RH100.3280.74R	32	7,9	130	24,8	6,35	32,5	65	100048
LH100.3280.73L	32	7,9	130	24,8	6,75	32,5	65	100038
LH100.3280.74L	32	7,9	130	24,8	6,35	32,5	65	100048

pour machines TRAUB (TNX65)
per macchina utensile TRAUB (TNX65)

w voir plaquettes
w vd. inserti



R...IK L...IK R...R.IK L...L.IK

L = version à gauche représentée
L = versione sinistra come in figura

R = version à droite
R = versione destra a specchio

N° de commande Codice prodotto	h	b	l ₁	h ₁	f ₁	l ₃	t _{max}	D _{max}	HWS
RH100.2608.26.4.73.IK	26	7,9	110	21,4	1,8	40	25	50	100038
RH100.2608.26.4.73R.IK	26	7,9	110	21,4	6,55	40	25	50	100038
RH100.3208.34.4.73.IK	32	7,9	110	24,8	1,8	48	34	68	100038
RH100.3208.34.4.73R.IK	32	7,9	110	24,8	6,55	48	34	68	100038
LH100.2608.26.4.73.IK	26	7,9	110	21,4	1,8	40	25	50	100038
LH100.2608.26.4.73L.IK	26	7,9	110	21,4	6,55	40	25	50	100038
LH100.3208.34.4.73.IK	32	7,9	110	24,8	1,8	48	34	68	100038
LH100.3208.34.4.73L.IK	32	7,9	110	24,8	6,55	48	34	68	100038

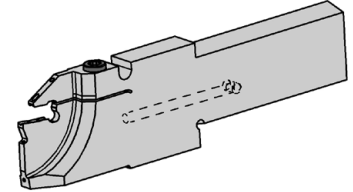
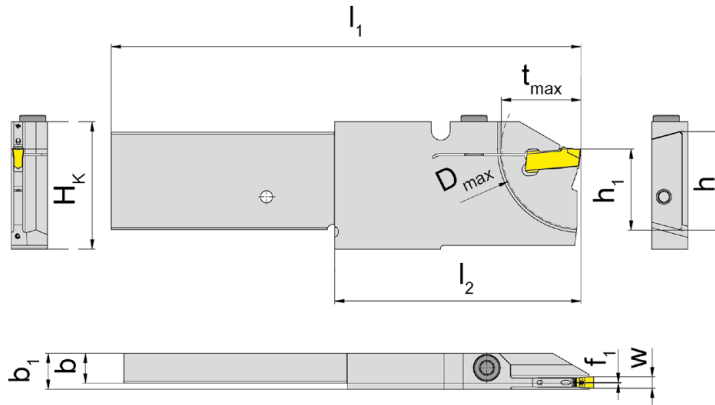
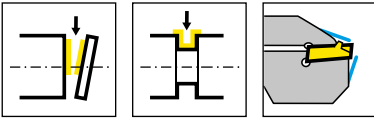
pour machines TRAUB et INDEX
per macchina TRAUB e INDEX

w voir plaquettes
w vd. inserti

Pièces Détachées

Ricambi

Porte outils Portainsero	Vis de serrage Vite di serraggio	Tournevis TORX PLUS® Cacciavite TORX PLUS®
R/LH100...	5.13T20P	T20PQ



L = version à gauche représentée
L = versione sinistra come in figura

R = version à droite
R = versione destra a specchio

N° de commande Codice prodotto	H _k	h	b	l ₁	h ₁	f	t _{max}	l ₂	D _{max}	b ₁	HWS
RH100.2608.2.16.4.72.IK	33,6	26	7,9	124	21,4	0,2	16	65	32	9,5	100028
RH100.2608.2.16.4.72R.IK	33,6	26	7,9	124	21,4	6,4	16	65	32	9,5	100028
RH100.2608.2.21.4.73.IK	33,6	26	7,9	124	21,4	0,2	21	65	42	9,5	100038
RH100.2608.2.21.4.73R.IK	33,6	26	7,9	124	21,4	6,4	21	65	42	9,5	100038

pour machines DMG MORI (Multisprint)
per macchina TRAUB e INDEX

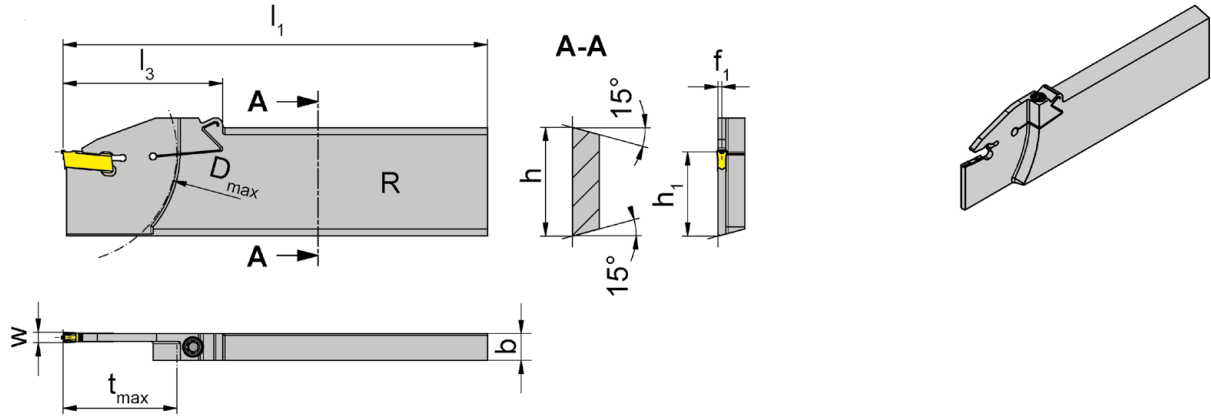
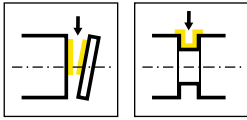
w voir plaquettes
w vd. inserti



Pièces Détachées

Ricambi

Porte outils Portainsero	Vis de serrage Vite di serraggio	Tournevis TORX PLUS® Cacciavite TORX PLUS®
RH100...	5.13T20P	T20PQ



R = version à droite représentée
R = versione destra come in figura

L = version à gauche
L = versione sinistra a specchio

N° de commande Codice prodotto	h	b	l ₁	h ₁	f ₁	l ₃	t _{max}	D _{max}	Type de machine Tipo macchina	HWS
RH100.3208.83	32	8	125	24,8	1,15	47	33,5	65	TraubTNX65/42, IndexC65	100038
LH100.3208.15.83	32	8	150	24,8	1,15	47	33,5	65	TraubTNX65/42, IndexC65	100038
LH100.3208.83	32	8	125	24,8	1,15	47	33,5	65	TraubTNX65/42, IndexC65	100038
LH100.3208.84	32	8	125	24,8	1,5	47	33,5	65	TraubTNX65/42, IndexC65	100048

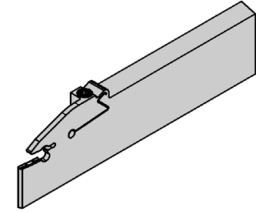
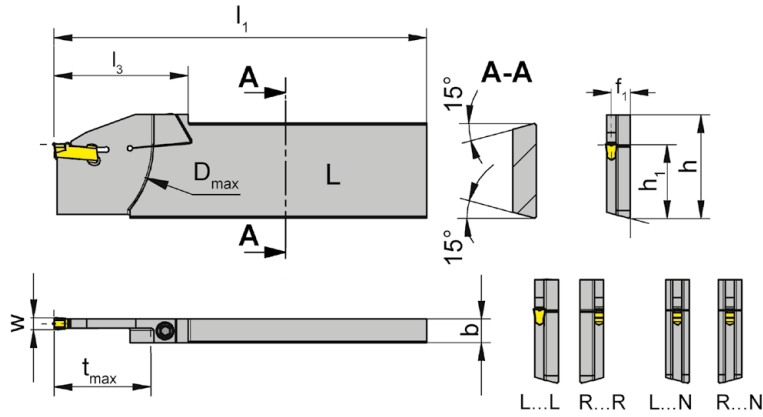
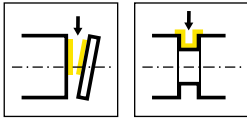
pour machines TRAUB et INDEX
per macchina TRAUB e INDEX

w voir plaquettes
w vd. inserti

Pièces Détachées
Ricambi

Porte outils Portainsereto	Vis de serrage Vite di serraggio	Tournevis TORX PLUS® Cacciavite TORX PLUS®
LH100.3208.15.83	030.505P.0718	T15PL
R/LH100...	030.505P.0718	T15PQ





L = version à gauche représentée
L = versione sinistra come in figura

R = version à droite
R = versione destra a specchio

N° de commande Codice prodotto	h	b	l ₁	h ₁	f ₁	l ₃	t _{max}	D _{max}	Type de machine Tipo macchina	HWS
RH100.3208.83N	32	8	125	24,8	4	47	33,5	65	TraubTNX65/42, IndexC65	100038
RH100.3208.83R	32	8	125	24,8	6,85	47	33,5	65	TraubTNX65/42, IndexC65	100038
RH100.3208.84N	32	8	134	24,8	4	54,5	41	80	TraubTNX80/65	100048
RH100.3208.84R	32	8	125	24,8	6,5	47	33,5	65	TraubTNX65/42, IndexC65	100048
LH100.3208.83L	32	8	125	24,8	6,85	47	33,5	65	TraubTNX65/42, IndexC65	100038
LH100.3208.83N	32	8	125	24,8	4	47	33,5	65	TraubTNX65/42, IndexC65	100038
LH100.3208.84L	32	8	125	24,8	6,5	47	33,5	65	TraubTNX65/42, IndexC65	100048
LH100.3208.84N	32	8	134	24,8	4	54,5	41	80	TraubTNX80/65	100048

pour machines REIKA
per macchina REIKA

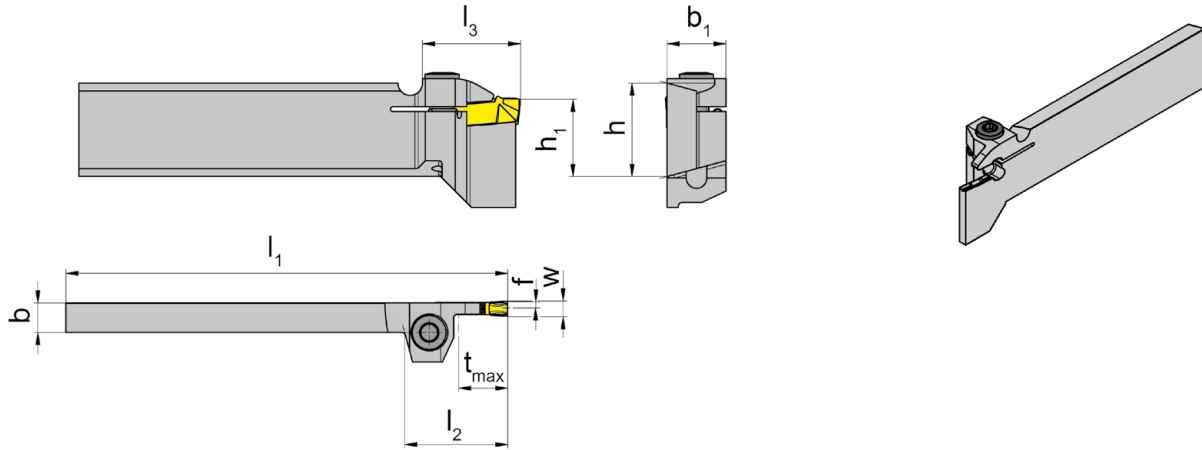
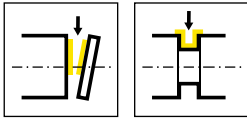
w voir plaquettes
w vd. inserti

Pièces Détachées

Ricambi

Porte outils Portainsero	Vis de serrage Vite di serraggio	Tournevis TORX PLUS® Cacciavite TORX PLUS®
R/LH100.3208....	030.505P.0718	T15PQ





L = version à gauche représentée
L = versione sinistra come in figura

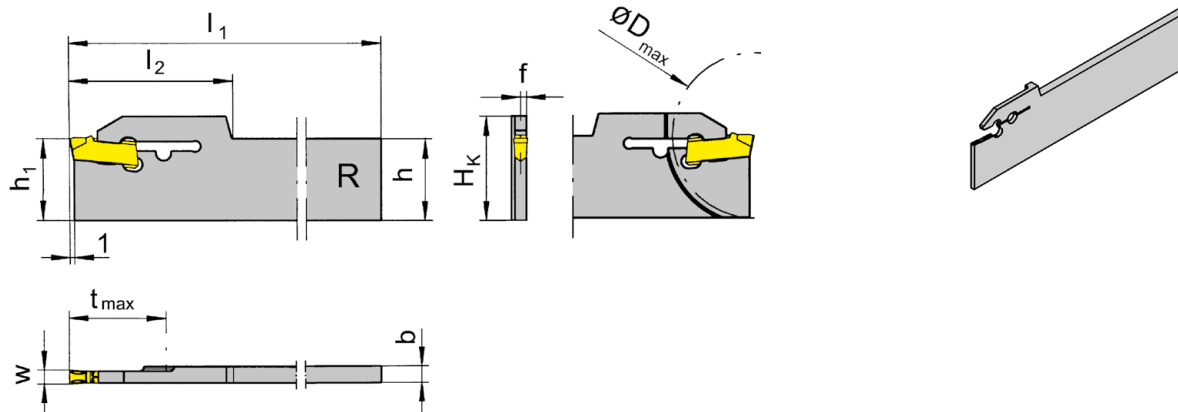
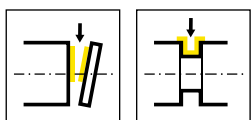
N° de commande Codice prodotto	h	b	l ₁	h ₁	l ₂	f	l ₃	t _{max}	b ₁	HWS
LH100.1908.R.13	19	8	90	15,7	16	1,15	20	10	12	100038
LH100.3208.R.13	32	8	110	24,8	16	1,15	20	10	12	100038

pour machines REIKA
per macchina REIKA
w voir plaquettes
w vd. inserti

U

Pièces Détachées
Ricambi

Porte outils Portainsero	Vis de serrage Vite di serraggio	Tournevis TORX PLUS® Cacciavite TORX PLUS®
LH100.1908.R.13	5.17T20P	T20PW
LH100.3208.R.13	5.17T20P	T20PQ



R = version à droite

R = versione destra

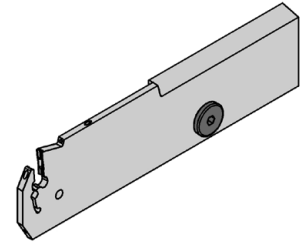
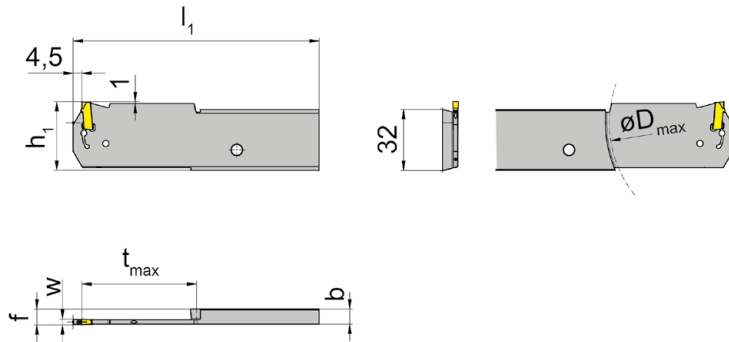
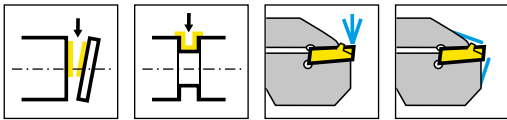
N° de commande Codice prodotto	H _k	b	l ₁	h ₁	f	l ₂	t _{max}	D _{max}	h	HWS
RH100.1703.21	22,1	3,2	110	17,4	0,75	32	17,5	35	17,4	100018
RH100.1703.33	22,1	3,2	110	17,4	1,15	34,5	30	60	17,4	100038
RH100.2203.21	26,9	3,2	150	22,2	0,75	32	32	50	22,1	100018
RH100.2203.33	26,9	3,2	150	22,2	1,15	34,5	38	76	22,1	100038

w voir plaquettes

w vd. inserti

La clé **P39L** n'est pas fournie avec la lame R/LH100...33 - à cder séparément!

La chiave **P39L** non viene fornita con la lama R/LH100...33 - bisogna ordinarla separatamente!



R = version à droite représentée
R = versione destra come in figura

L = version à gauche
L = versione sinistra a specchio

N° de commande Codice prodotto	b	l ₁	h ₁	f	t _{max}	D _{max}	HWS
RH100.3208.Y.60.3.83.IK*	7,9	128,5	36	8,25	60	120	100039 • 100038
RH100.3208.Y.60.3.84.IK*	7,9	128,5	36	8,25	60	120	100049 • 100048
RH100.3208.Y.60.4.83.IK	7,9	128,5	36	8,25	60	120	100038
RH100.3208.Y.60.4.84.IK	7,9	128,5	36	8,25	60	120	100048
LH100.3208.Y.60.3.83.IK*	7,9	128,5	36	8,25	60	120	100039 • 100038
LH100.3208.Y.60.3.84.IK*	7,9	128,5	36	8,25	60	120	100049 • 100048
LH100.3208.Y.60.4.83.IK	7,9	128,5	36	8,25	60	120	100038
LH100.3208.Y.60.4.84.IK	7,9	128,5	36	8,25	60	120	100048

* = Arrosage central sur la plaquette

* = Adduzione del lubrorefrigerante attraverso l'inserto

w voir plaquettes

w vd. inserti

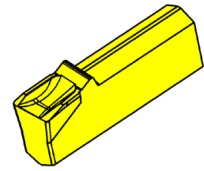
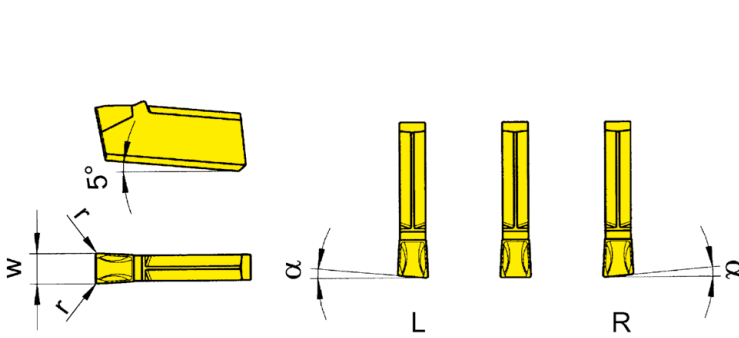
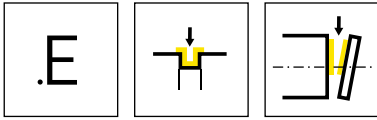
La clé P101.02 n'est pas fournie avec le fraise - à cder séparément!

La chiave P101.02 non viene fornita con fresa - bisogna ordinarla separatamente!

Pièces Détachées

Ricambi

Porte outils Portainserito	
R/LH100...	020.IK01.5732



R = version à droite
R = versione destra

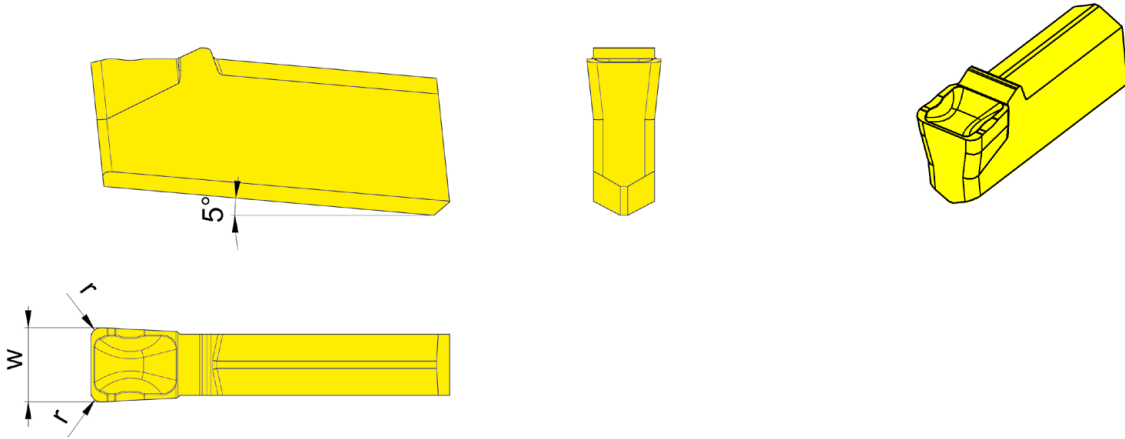
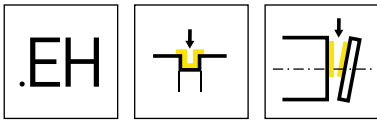
L = version à gauche
L = versione sinistra

▲ en stock
a stock

Nuance
Leghe
Δ 4 semaines
4 settimane

N° de commande Codice prodotto	w	r	α	HIS	ALX2	ALX3	AS63	AS66	TC92	TC93	TF42	TF43	TF45	TF46	TI22
RS100.0520.E2	2	0,2	5°	100018					Δ			▲	▲	Δ	
RS100.0525.E2	2,5	0,2	5°	100028					Δ	▲		▲	▲	Δ	Δ
RS100.0530.E2	3	0,2	5°	100038		▲			Δ	Δ	▲	▲	▲	▲	▲
RS100.0540.E2	4	0,2	5°	100048		Δ			Δ	Δ		▲	▲	Δ	Δ
LS100.0520.E2	2	0,2	5°	100018					Δ	Δ		Δ	▲	Δ	
LS100.0525.E2	2,5	0,2	5°	100028					Δ	Δ		Δ	Δ	Δ	Δ
LS100.0530.E2	3	0,2	5°	100038		▲			▲	Δ	Δ	▲	▲	▲	Δ
LS100.0540.E2	4	0,2	5°	100048		Δ			Δ	Δ		▲	▲	Δ	
S100.0200.E2	2	0,2	0°	100018		▲			▲	Δ		▲	▲	▲	
S100.0300.E2	3	0,2	0°	100038	▲	▲	▲	▲	▲	▲	▲	▲	▲	▲	▲
S100.0400.E3	4	0,3	0°	100048		▲			▲	▲		▲	▲	▲	
S100.0500.E3	5	0,3	0°	100058				Δ	Δ	▲		▲	▲	▲	Δ
P	●	●	●	●	●	●	●	●	●	●	●	●	●	●	●
M	-	-	-	○	-	-	-	○	-	-	-	-	●	○	-
K	-	-	-	●	-	-	-	●	-	-	-	-	●	●	-
N	-	-	-	●	-	-	-	●	-	-	-	-	●	●	-
S	-	-	-	○	-	-	-	○	-	-	-	-	●	○	-
H	-	-	-	-	-	-	-	-	-	-	-	-	-	-	-



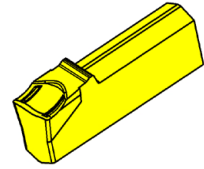
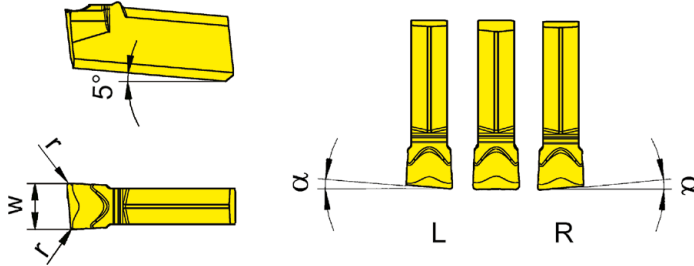
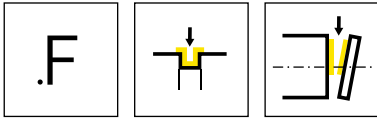


Nuance
Leghe

▲ en stock
a stock

Δ 4 semaines
4 settimane

N° de commande Codice prodotto	w	r	HIS	IG6G
S100.0300.EH4	3	0,4	100038	▲
S100.0400.EH6	4	0,6	100048	▲
				P ●
				M ○
				K ○
				N -
				S -
				H -



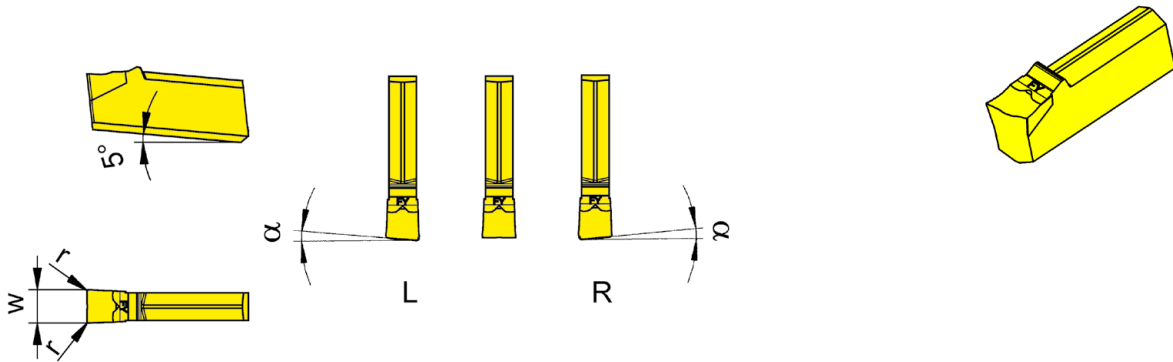
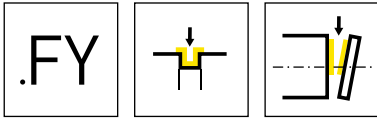
R = version à droite représentée
R = versione destra come in figura

L = version à gauche
L = versione sinistra a specchio

Nuance
Leghe
▲ en stock
a stock
Δ 4 semaines
4 settimane

N° de commande Codice prodotto	w	r	α	HIS	TC92	TC93	TF42	TF43	TF45	TF46	TI22
RS100.0520.F2	2	0,2	5°	100018	Δ	Δ		Δ	▲		Δ
RS100.0525.F2	2,5	0,2	5°	100028	Δ	Δ		Δ	▲	Δ	Δ
RS100.0530.F2	3	0,2	5°	100038	Δ	Δ		▲	▲	▲	Δ
LS100.0520.F2	2	0,2	5°	100018	Δ	Δ		Δ		Δ	Δ
LS100.0525.F2	2,5	0,2	5°	100028	Δ	Δ		Δ	▲	Δ	Δ
LS100.0530.F2	3	0,2	5°	100038	Δ			Δ	▲	▲	▲
S100.0200.F2	2	0,2	-	100018	▲	Δ		▲	▲	▲	▲
S100.0300.F2	3	0,2	0°	100038		▲	Δ	▲	▲	▲	▲
S100.0400.F3	4	0,3	0°	100048	Δ	▲		▲	▲	▲	▲
S100.0500.F3	5	0,3	0°	100058	Δ			Δ	▲	Δ	▲
P	●	●	●	●	●	●	●	●	●	●	●
M	-	-	-	-	●	○	-	-	○	-	-
K	-	-	-	-	●	○	-	-	○	-	-
N	-	-	-	-	●	○	-	-	○	-	-
S	-	-	-	-	●	○	-	-	○	-	-
H	-	-	-	-	●	○	-	-	○	-	-





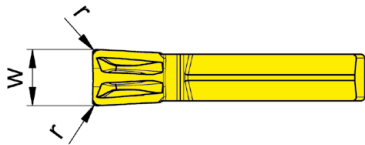
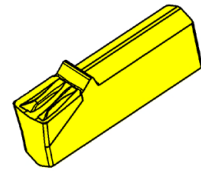
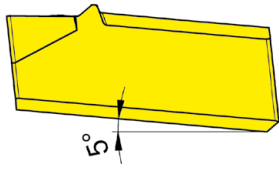
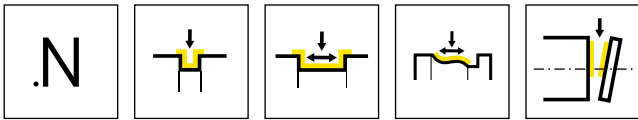
R = version à droite
R = versione destra

L = version à gauche
L = versione sinistra

Nuance
Leghe
▲ en stock
a stock
Δ 4 semaines
4 settimane

N° de commande Codice prodotto	w	r	α	HIS	Nuance Leghe				
					AS45	HP65	IG35	PH35	TI25
RS100.1520.FY0	2	0	15°	100018	▲		▲		
RS100.1530.FY0	3	-	15°	100038	▲		▲		
LS100.1520.FY0	2	0	15°	100018	▲		▲		
LS100.1530.FY0	3	-	15°	100038	▲		▲		
S100.0200.FY2	2	0,2	-	100018	Δ	▲	▲	Δ	▲
S100.0220.FY2	2,2	0,2	0°	100018		▲	▲		▲
S100.0250.FY2	2,5	0,2	0°	100028	Δ	▲	▲		▲
S100.0300.FY2	3	0,2	0°	100038	Δ	▲	▲		▲
S100.0400.FY3	4	0,3	0°	100048		▲	▲		▲
P	●	●	-	○	●				
M	●	●	●	○	●				
K	●	●	-	●	●				
N	○	○	-	-	●				
S	●	●	●	-	●				
H	-	-	-	-	-				

U



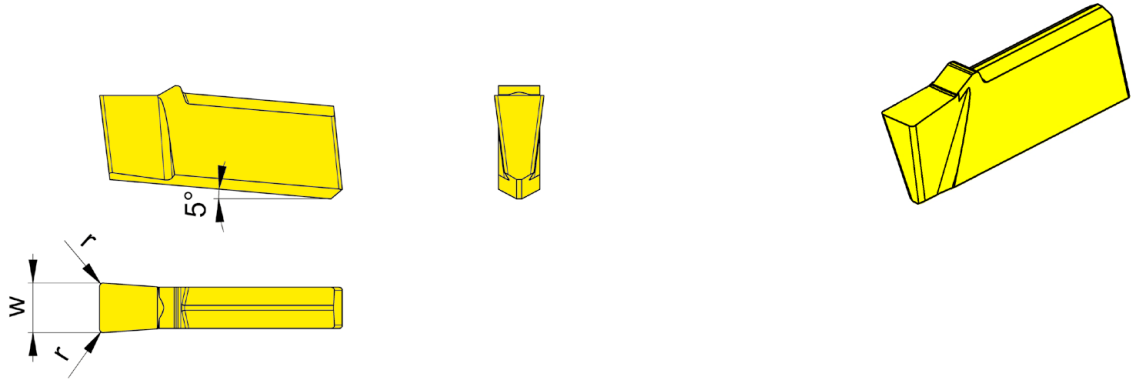
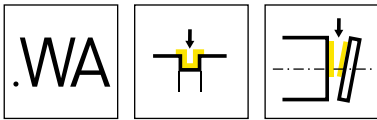
Nuance
Leghe

▲ en stock
a stock

Δ 4 semaines
4 settimane

N° de commande Codice prodotto	w	r	HIS	Nuance	
				AS45	HP65
S100.0300.N2	3	0,2	100038	▲	▲
S100.0400.N3	4	0,3	100048	▲	▲
				P ● ●	
				M ● ●	
				K ● ●	
				N o o	
				S ● ●	
				H - -	



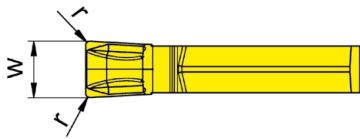
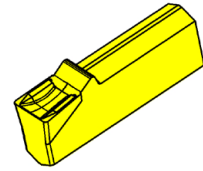
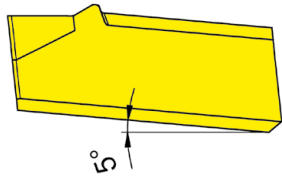
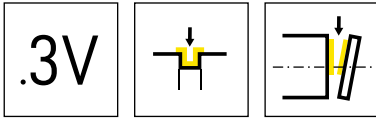


Nuance
Leghe

▲ en stock
a stock

Δ 4 semaines
4 settimane

N° de commande Codice prodotto	w	r	HIS	K10	DD26
S100.0200.WA2	2	0,2	100018	▲	▲
S100.0300.WA2	3	0,2	100038	▲	▲
				P ●	-
				M ○	-
				K ●	-
				N ●	●
				S ○	○
				H -	-



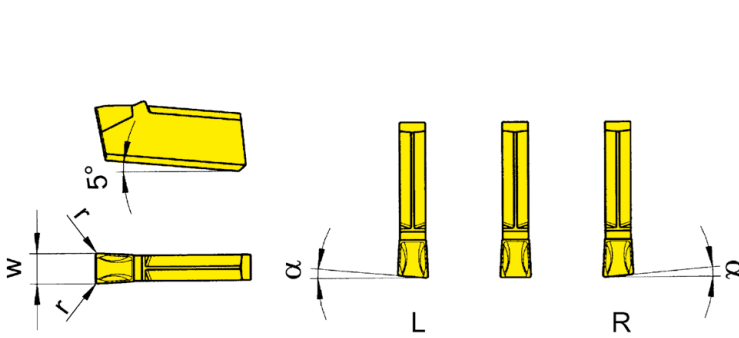
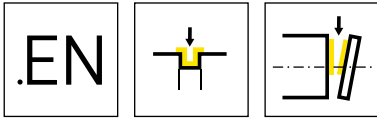
Nuance
Leghe

▲ en stock
a stock

Δ 4 semaines
4 settimane

N° de commande Codice prodotto	w	r	HIS					
				AS45	HP35	HP65	IG35	PH35
S100.0200.3V2	2	0,2	100018	▲	Δ	▲	▲	Δ
S100.0250.3V2	2,5	0,2	100028	▲		▲	▲	
S100.0300.3V2	3	0,2	100038	▲		▲	▲	
S100.0400.3V3	4	0,3	100048	▲		▲	▲	
P	●	○	●	-	○			
M	●	●	●	●	○			
K	●	○	●	-	●			
N	○	-	○	-	-			
S	●	○	●	●	-			
H	-	-	-	-	-			





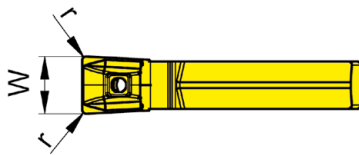
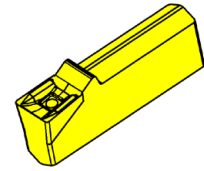
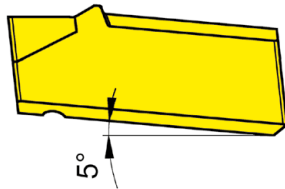
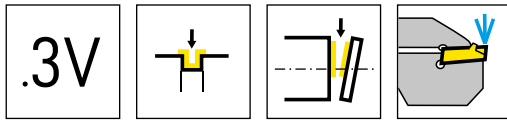
R = version à droite
R = versione destra

L = version à gauche
L = versione sinistra

Nuance
Leghe
▲ en stock
a stock
Δ 4 semaines
4 settimane

N° de commande Codice prodotto	w	r	α	HIS	ALX3	ALX5	AS62	AS63	AS66	AS6G	TF45	TH35
RS100.0540.EN2	4	0,2	5°	100048	▲							
RS100.0530.EN2	3	0,2	5°	100038			▲		▲			
LS100.0480.EN8	8	0,8	4°	100088					▲			
LS100.0540.EN2	4	0,2	5°	100048	▲							
S100.0200.EN2	2	0,2	0°	100018	▲	Δ				▲		Δ
S100.0300.EN2	3	0,2	0°	100038	▲	Δ			▲	▲	Δ	
S100.0400.EN3	4	0,3	0°	100048	▲			▲		▲		
S100.0500.EN3	5	0,3	0°	100058	▲					▲		
S100.0600.EN6	6	0,6	0°	100068						▲		
S100.0800.EN8	8	0,8	0°	100088						▲		
S100.1000.EN8	10	0,8	0°	100108						▲		
S100.1200.EN8	12	0,8	0°	100128						▲		
S100.1600.EN8	16	0,8	0°	100168						▲		
P	●	●	●	●	●	●	●	●	●	●	●	●
M	-	●	-	-	○	●	-	-	○	●	●	●
K	-	●	-	-	●	●	-	-	●	●	●	●
N	-	●	-	-	●	●	-	-	●	●	●	●
S	-	●	-	-	○	●	-	-	○	●	●	●
H	-	-	-	-	-	-	-	-	-	-	-	-

U



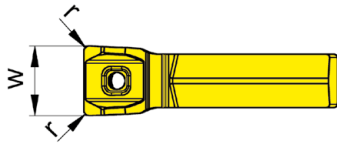
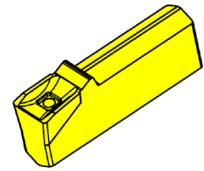
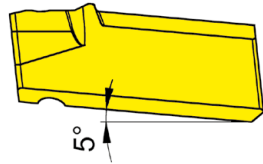
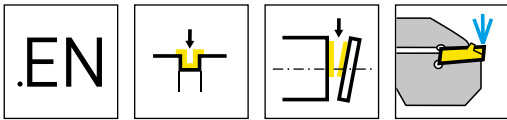
Nuance
Leghe

▲ en stock
a stock

Δ 4 semaines
4 settimane

N° de commande Codice prodotto	w	r	HIS	Nuance	
				HP65	IG35
S100.0250.3V2.IK	2,5	0,2	100029	▲	▲
S100.0300.3V2.IK	3	0,2	100039	▲	▲
				P ● -	
				M ● ●	
				K ● -	
				N ○ -	
				S ● ●	
				H - -	






Nuance
Leghe

▲ en stock
a stock

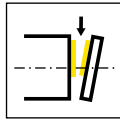
Δ 4 semaines
4 settimane

N° de commande Codice prodotto	w	r	HIS	AS45	EG55	HP65
S100.0250.EN2.IK	2,5	0,2	100029	▲	Δ	▲
S100.0300.EN2.IK	3	0,2	100039	▲	▲	▲
S100.0400.EN3.IK	4	0,3	100049	▲	▲	▲
P	●	●	●	●	●	●
M	●	○	●	●	●	●
K	●	○	●	●	●	●
N	○	-	○	○	○	○
S	●	-	●	●	●	●
H	-	-	-	-	-	-



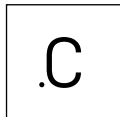
U

Porte outils
Portainsero
H223




Page/Pag.
638

Plaque amovible
Inserto
S223



Page/Pag.
639-640



Page/Pag.
641

Informations techniques
Informazioni tecniche

Page/Pag.
713

223



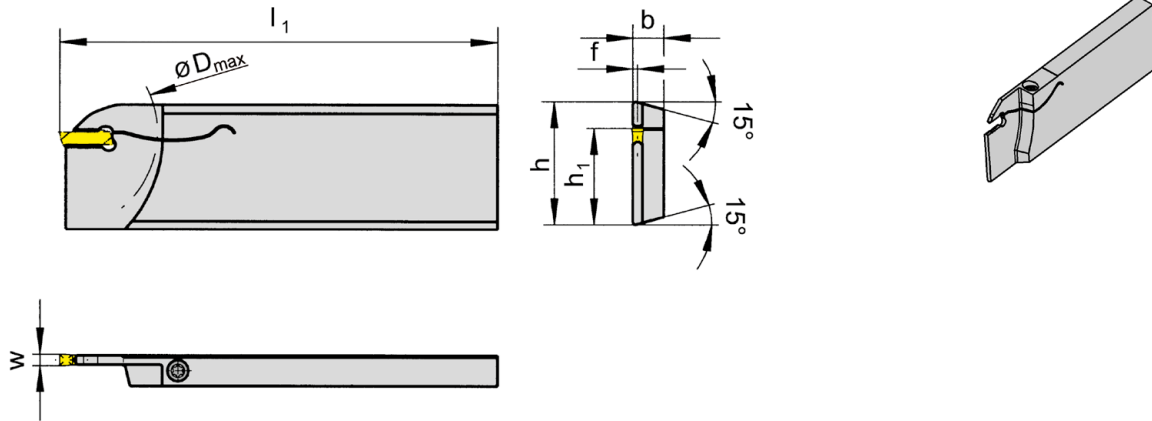
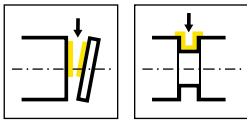
Porte outils et plaquettes

avec brise copeaux
Largeur de gorge 2 - 3 mm
Profondeur de gorge jusqu'à 25 mm

Portainserito e inserti

con formatruciolo
Larghezza della gola 2 - 3 mm
Profondità della gola fino a 25 mm

U



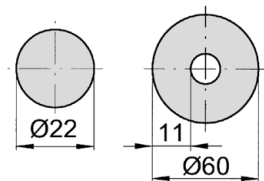
R = version à droite représentée
R = versione destra come in figura

L = version à gauche
L = versione sinistra a specchio

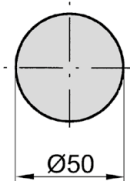
N° de commande Codice prodotto	h	b	l ₁	h ₁	f	D _{max}	HWS
RH223.2608.01	26	7,9	110	21,4	0,8	50	12301 • 22301
RH223.3208.01	32	7,9	110	24,8	0,8	50	12301 • 22301
RH223.2608.02	26	7,9	110	21,4	0,95	50	22302
RH223.3208.02	32	7,9	110	24,8	0,95	50	22302
RH223.2608.03	26	7,9	110	21,4	1,2	50	12303 • 22303
LH223.2608.01	26	7,9	110	21,4	0,8	50	12301 • 22301
LH223.3208.01	32	7,9	110	24,8	0,8	50	12301 • 22301
LH223.2608.02	26	7,9	110	21,4	0,95	50	22302
LH223.3208.02	32	7,9	110	24,8	0,95	50	22302
LH223.2608.03	26	7,9	110	21,4	1,2	50	12303 • 22303
LH223.3208.03	32	7,9	110	24,8	1,2	50	12303 • 22303

w voir plaquettes amovibles
w vd. inserti

Tronçonnage de barre/barre
Troncatura di barre piene/tubi
S223



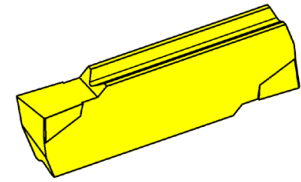
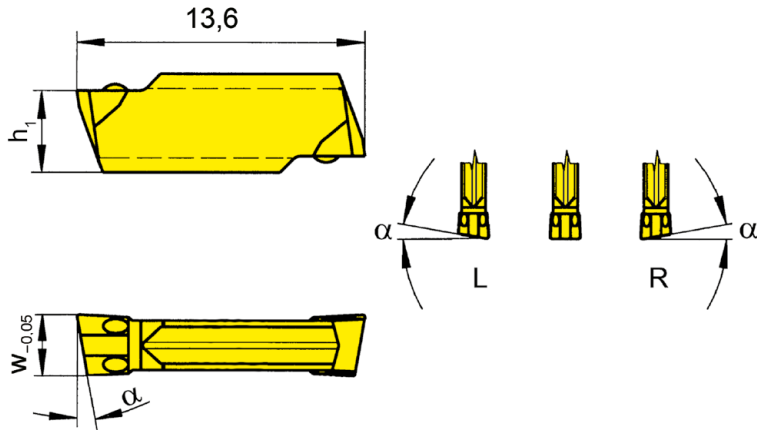
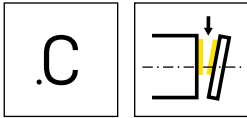
Tronçonnage de barre
Troncatura di barre piene
S123



Pièces Détachées

Ricambi

Porte outils Portainsero	Vis de serrage Vite di serraggio	Tournevis TORX PLUS® Cacciavite TORX PLUS®
R/LH223...	4.15T15P	T15PL



R = version à droite représentée
R = versione destra come in figura

L = version à gauche
L = versione sinistra a specchio

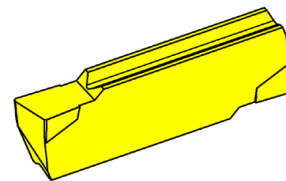
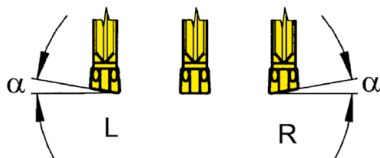
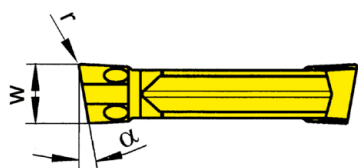
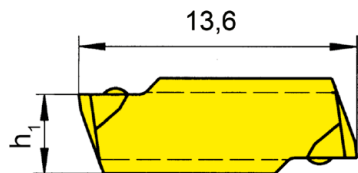
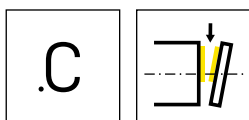
▲ en stock
a stock

Nuance
Leghe
Δ 4 semaines
4 settimane

N° de commande Codice prodotto	w	α	h ₁	HIS	Nuance Leghe			
					EG55	TF45	TI25	TN35
RS223.0420.C0	2	4°	3,65	22301	Δ	Δ	▲	▲
RS223.0820.C0	2	8°	3,65	22301	▲	▲	▲	▲
RS223.1520.C0	2	15°	3,65	22301	▲	▲	▲	▲
RS223.0425.C0	2,5	4°	3,75	22302	Δ	Δ	▲	
RS223.0825.C0	2,5	8°	3,75	22302	▲	▲	▲	▲
RS223.0430.C0	3	4°	3,95	22303	Δ	Δ	Δ	Δ
RS223.0830.C0	3	8°	3,95	22303	Δ	▲	▲	▲
LS223.0420.C0	2	4°	3,65	22301	Δ	Δ		▲
LS223.0820.C0	2	8°	3,65	22301	Δ		▲	▲
LS223.1520.C0	2	15°	3,65	22301	Δ	Δ	▲	▲
LS223.0425.C0	2,5	4°	3,75	22302	Δ	Δ	Δ	Δ
LS223.0825.C0	2,5	8°	3,75	22302	Δ	Δ	Δ	
LS223.0430.C0	3	4°	3,95	22303	Δ	Δ	Δ	Δ
LS223.0830.C0	3	8°	3,95	22303	Δ	Δ	Δ	Δ
S223.0020.C0	2	0°	3,65	22301	▲	▲	▲	▲
S223.0025.C0	2,5	0°	3,75	22302	Δ	Δ	▲	Δ
S223.0030.C0	3	0°	3,95	22303	Δ	Δ	▲	▲

P	●	●	●	●
M	○	●	●	●
K	○	●	●	●
N	-	●	●	●
S	-	●	●	●
H	-	-	-	-





R = version à droite représentée
R = versione destra come in figura

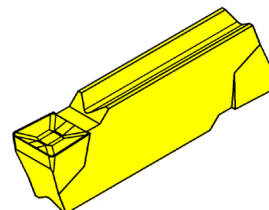
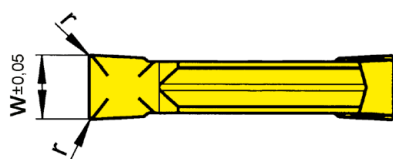
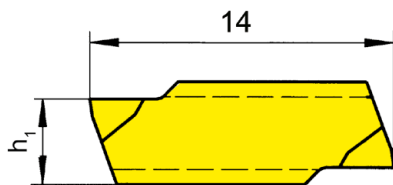
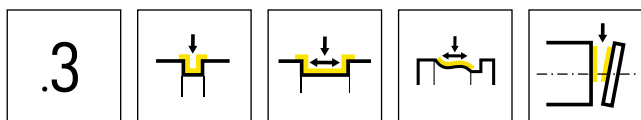
L = version à gauche
L = versione sinistra a specchio

▲ en stock
a stock

Nuance
Leghe
Δ 4 semaines
4 settimane

N° de commande Codice prodotto	w	r	α	h ₁	HIS	EG55	TF45	TI25	TN35
RS223.0420.C1	2	0,15	4°	3,65	22301	Δ	Δ	Δ	▲
RS223.0820.C1	2	0,15	8°	3,65	22301	Δ	▲	▲	▲
RS223.1520.C1	2	0,15	15°	3,65	22301	Δ	▲	Δ	▲
RS223.0425.C1	2,5	0,15	4°	3,75	22302	Δ	Δ	Δ	Δ
RS223.0825.C1	2,5	0,15	8°	3,75	22302	Δ	Δ	▲	Δ
RS223.0430.C1	3	0,15	4°	3,95	22303	Δ	Δ		Δ
RS223.0830.C1	3	0,15	8°	3,95	22303	Δ	▲	Δ	
LS223.0420.C1	2	0,15	4°	3,65	22301	Δ	Δ	Δ	▲
LS223.0820.C1	2	0,15	8°	3,65	22301	Δ		Δ	Δ
LS223.1520.C1	2	0,15	15°	3,65	22301	Δ		Δ	Δ
LS223.0425.C1	2,5	0,15	4°	3,75	22302	Δ	Δ	Δ	Δ
LS223.0825.C1	2,5	0,15	8°	3,75	22302	Δ		Δ	Δ
LS223.0430.C1	3	0,15	4°	3,95	22303	Δ	Δ	Δ	Δ
LS223.0830.C1	3	0,15	8°	3,95	22303	Δ	Δ	Δ	Δ
S223.0020.C1	2	0,15	0°	3,65	22301	Δ	▲	▲	▲
S223.0025.C1	2,5	0,15	0°	3,75	22302	Δ	Δ	▲	Δ
S223.0030.C1	3	0,15	0°	3,95	22303	Δ	▲	▲	▲

P	●	●	●	●
M	○	●	●	●
K	○	●	●	●
N	-	●	●	●
S	-	●	●	●
H	-	-	-	-



Nuance
Leghe

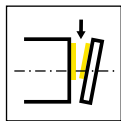
▲ en stock
a stock

Δ 4 semaines
4 settimane

N° de commande Codice prodotto	w	r	h ₁	HIS		MG12	EG55	H54	TI25	TN35
S223.0200.32	2	0,2	3,65	22301	▲	▲	▲	▲	▲	▲
S223.0250.32	2,5	0,2	3,75	22302	▲	▲	▲	▲	▲	▲
S223.0300.32	3	0,2	3,95	22303	▲	▲	▲	▲	▲	▲
					P	o	•	•	•	•
					M	-	o	•	•	•
					K	-	o	-	•	•
					N	-	-	-	•	•
					S	-	-	-	•	•
					H	-	-	-	-	-

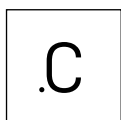


Porte outils
Portainsero
H224




Page/Pag.
644-650

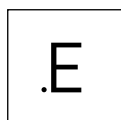
Plaque amovible
Inserto
S224



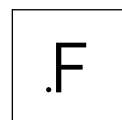
Page/Pag.
651-652




Page/Pag.
653



Page/Pag.
654



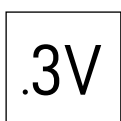
Page/Pag.
655



Page/Pag.
656



Page/Pag.
657



Page/Pag.
658

Informations techniques
Informazioni tecniche

Page/Pag.
713

S224



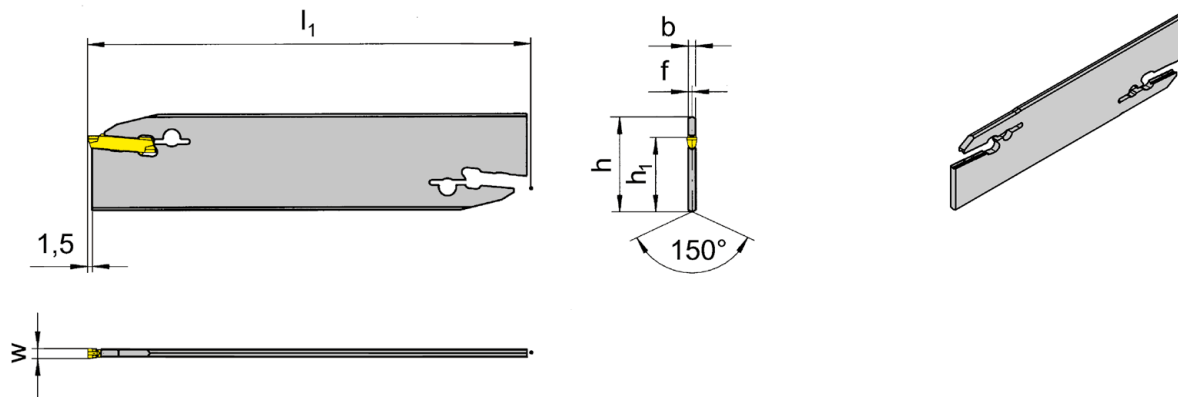
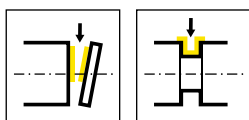
Porte outils et plaquettes

Largeur de gorge 2 - 3 mm

Portainserito e inserti

Larghezza della gola 2 - 3 mm

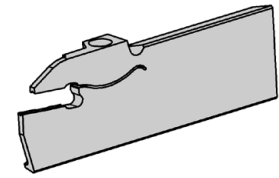
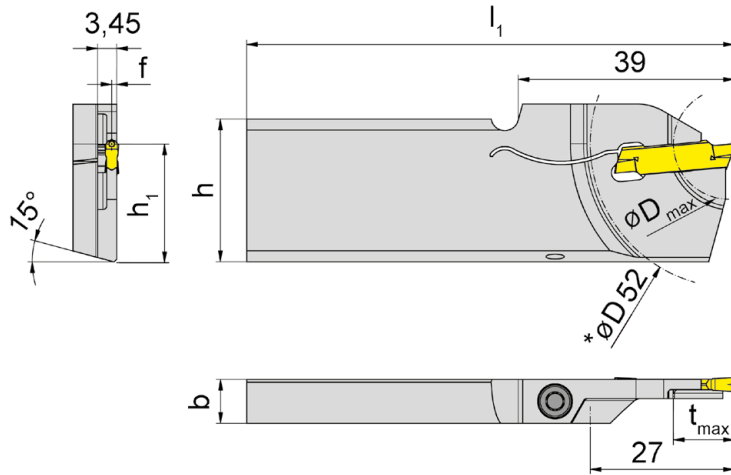
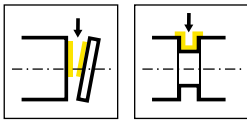
U



N° de commande Codice prodotto	h	b	l ₁	h ₁	f	t _{max}	HWS
H224.2602.02	26	1,9	110	21,4	0,95	18	224028
H224.2603.03	26	2,3	110	21,4	1,15	18	224038
H224.3203.03	32	2,3	150	24,8	1,15	18	224038

w voir plaquettes amovibles
w vd. inserti

La clé P39L n'est pas fournie avec le porte outils - à cder séparément!
La chiave P39L non viene fornita con la portainserto - bisogna ordinarla separatamente!



L = version à gauche
L = versione sinistra

N° de commande Codice prodotto	h	b	l ₁	h ₁	f	t _{max}	D _{max}	HWS
LH224.2608.20.T.81	26	7,9	88	21,4	0,7	11	20	224018
LH224.2608.20.T.82	26	7,9	88	21,4	0,9	11	20	224028
LH224.2608.20.T.83	26	7,9	88	21,4	1,1	11	20	224038

pour machine TRAUB (TNL18P)
per macchina Traub (TNL18P)

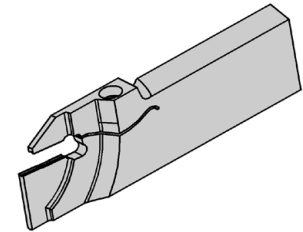
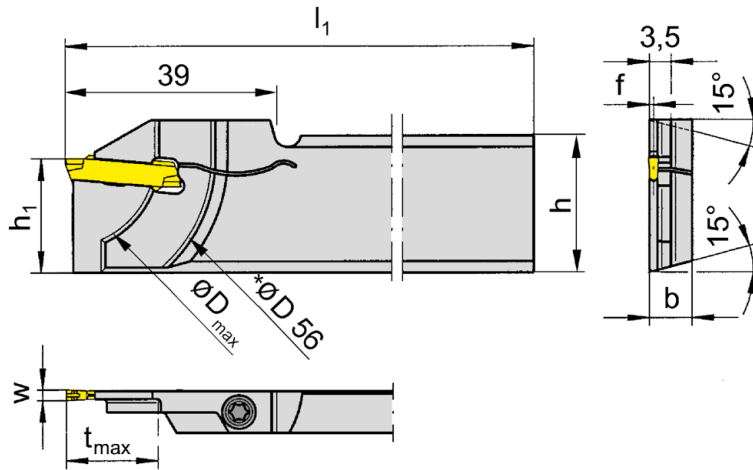
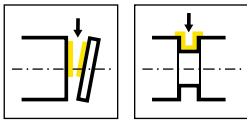
*D 52 = Dmax Contre-broche
*D 52 = Dmax del sottomandrino

Pièces Détachées

Ricambi

Porte outils Portainsero	Vis de serrage Vite di serraggio	Tournevis TORX PLUS® Cacciavite TORX PLUS®
LH224...	4.15T15P	T15PQ





R = version à droite représentée
R = versione destra come in figura

L = version à gauche
L = versione sinistra a specchio

N° de commande Codice prodotto	h	b	l ₁	h ₁	f	t _{max}	D _{max}	HWS
RH224.2608.81	26	7,9	110	21,4	0,75	18	36	224018
RH224.2608.82	26	7,9	110	21,4	0,95	18	36	224028
RH224.2608.83	26	7,9	110	21,4	1,2	18	36	224038
LH224.2608.81	26	7,9	110	21,4	0,75	18	36	224018
LH224.2608.82	26	7,9	110	21,4	0,95	18	36	224028
LH224.2608.83	26	7,9	110	21,4	1,1	18	36	224038

pour machines TRAUB (TNK28/TNK36/TNL26)
per macchina utensile TRAUB (TNK28/TNK36/TNL26)

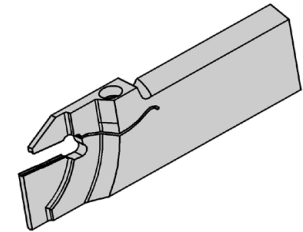
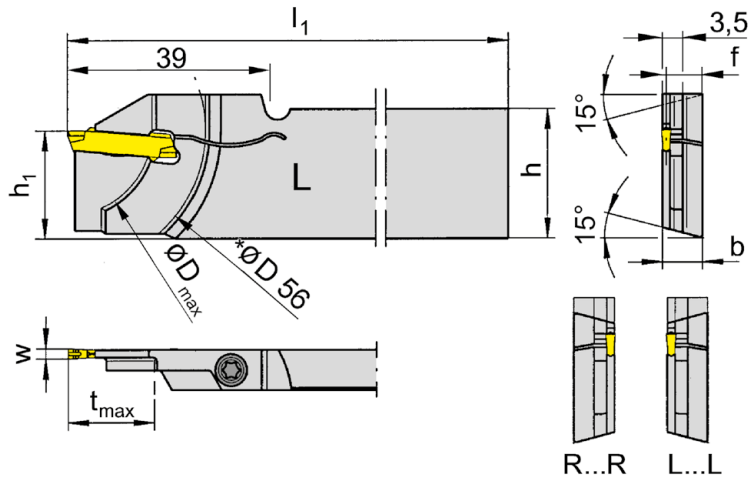
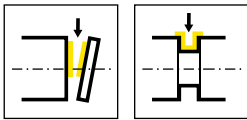
w voir plaquettes amovibles
w vd. inserti

*D 56 = Dmax contre broche
*D 56 = Dmax del contromandrino

Pièces Détachées

Ricambi

Porte outils Portainsero	Vis de serrage Vite di serraggio	Tournevis TORX PLUS® Cacciavite TORX PLUS®
R/LH224...	4.15T15P	T15PL



L = version à gauche représentée
L = versione sinistra come in figura

R = version à droite
R = versione destra a specchio

N° de commande Codice prodotto	h	b	l ₁	h ₁	f	t _{max}	D _{max}	HWS
RH224.2608.81R	26	7,9	110	21,4	7,15	18	36	224018
RH224.2608.82R	26	7,9	110	21,4	6,95	18	36	224028
RH224.2608.83R	26	7,9	110	21,4	6,75	18	36	224038
RH224.3208.83R	32	7,9	110	24,8	6,8	21	42	224038
LH224.2608.81L	26	7,9	110	21,4	7,15	18	36	224018
LH224.2608.82L	26	7,9	110	21,4	6,95	18	36	224028
LH224.2608.83L	26	7,9	110	21,4	6,75	18	36	224038
LH224.3208.83L	32	7,9	110	24,8	6,8	21	42	224038

pour machines TRAUB (TNK28/TNK36/TNL26)
per macchina utensile TRAUB (TNK28/TNK36/TNL26)

w voir plaquettes amovibles
w vd. inserti

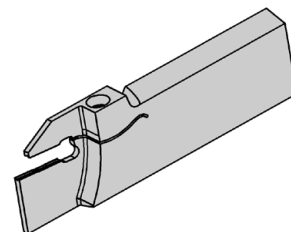
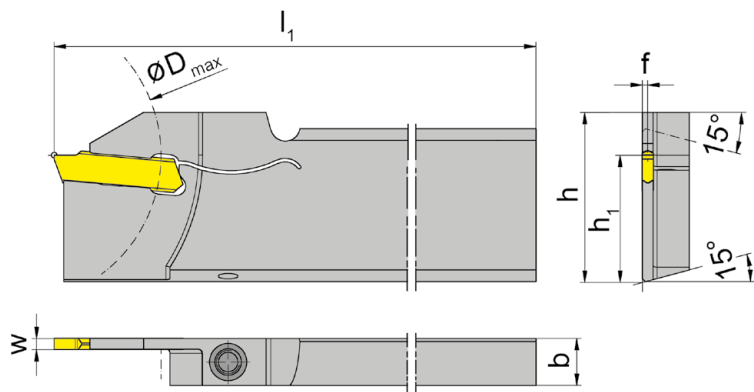
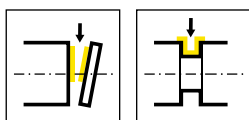
*D 56 = Dmax contre broche
*D 56 = Dmax del contromandrino

* Serrage spécifique pour multibroche (p.e. HAINBUCH Axfixchuck)
* Per sistema specifico di bloccaggio sul contromandrino (es. . HAINBUCH Axfixchuck)

Pièces Détachées

Ricambi

Porte outils Portainsero	Vis de serrage Vite di serraggio	Tournevis TORX PLUS® Cacciavite TORX PLUS®
LH224.2608...R/L	4.15T15P	T15PL
R/LH224.3208...R/L	5.13T20P	T20PQ



R = version à droite représentée
R = versione destra come in figura

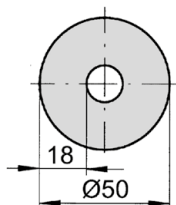
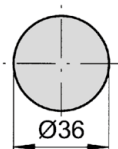
L = version à gauche
L = versione sinistra a specchio

N° de commande Codice prodotto	h	b	l ₁	h ₁	f	t _{max}	D _{max}	HWS
RH224.2608.01	26	7,9	110	21,4	0,7	18	50	224018
RH224.3208.01	32	7,9	110	24,8	0,7	18	50	224018
RH224.2608.02	26	7,9	110	21,4	0,9	18	50	224028
RH224.3208.02	32	7,9	110	24,8	0,9	18	50	224028
RH224.2608.03	26	7,9	110	21,4	1,1	18	50	224038
RH224.3208.03	32	7,9	110	24,8	1,1	18	50	224038
LH224.2608.01	26	7,9	110	21,4	0,7	18	50	224018
LH224.3208.01	32	7,9	110	24,8	0,7	18	50	224018
LH224.2608.02	26	7,9	110	21,4	0,9	18	50	224028
LH224.3208.02	32	7,9	110	24,8	0,9	18	50	224028
LH224.2608.03	26	7,9	110	21,4	1,1	18	50	224038
LH224.3208.03	32	7,9	110	24,8	1,1	18	50	224038

w voir plaquettes amovibles
w vd. inserti

Tronçonnage de barre
Troncatura di barre piena

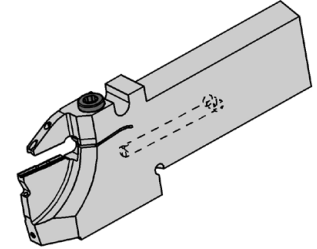
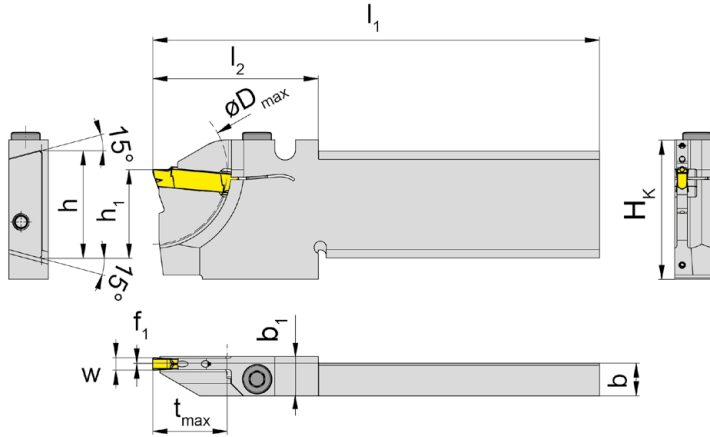
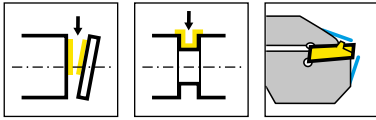
Tronçonnage de tube
Troncatura di tubi



Pièces Détachées

Ricambi

Porte outils Portainsero	Vis de serrage Vite di serraggio	Tournevis TORX PLUS® Cacciavite TORX PLUS®
R/LH224...	4.20T15P	T15PL



R = version à droite représentée
R = versione destra come in figura

N° de commande Codice prodotto	H _k	h	b	l ₁	h ₁	f	t _{max}	l ₂	D _{max}	b ₁	HWS
RH224.2608.1.18.4.73.IK	33,6	26	7,9	108	21,4	0,2	18	40	36	9,5	224038
RH224.2608.1.18.4.73R.IK	33,6	26	7,9	108	21,4	6,4	18	40	36	9,5	224038
RH224.2608.2.18.4.73.IK	33,6	26	7,9	124	21,4	0,2	18	65	36	9,5	224038
RH224.2608.2.18.4.73R.IK	33,6	26	7,9	124	21,4	6,4	18	65	36	9,5	224038

para máquinas DMG MORI (MULTISPRINT 36)
para máquinas DMG MORI (MULTISPRINT 36)

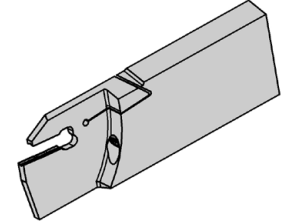
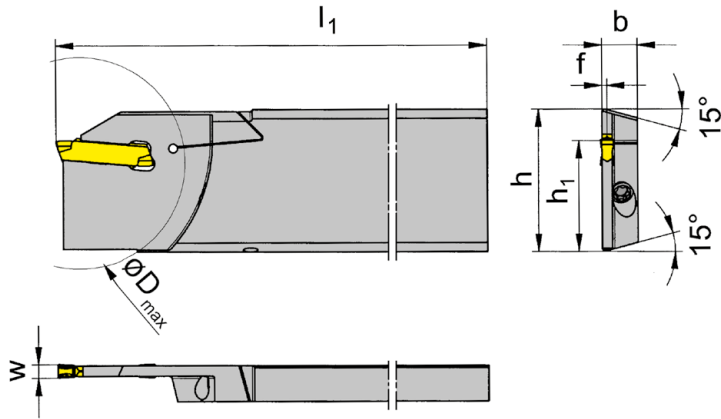
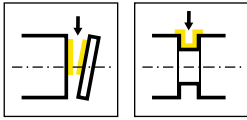
w voir plaquettes amovibles
w vd. inserti



Pièces Détachées

Ricambi

Porte outils Portainsero	Vis de serrage Vite di serraggio	Tournevis TORX PLUS® Cacciavite TORX PLUS®
RH224...	5.13T20P	T20PQ



R = version à droite représentée
R = versione destra come in figura

L = version à gauche
L = versione sinistra a specchio

N° de commande Codice prodotto	h	b	l ₁	h ₁	f	t _{max}	D _{max}	HWS
RH224.3208.93	32	8	112	24,8	1,15	32,5	65	224038
LH224.3208.93	32	8	112	24,8	1,15	32,5	65	224038

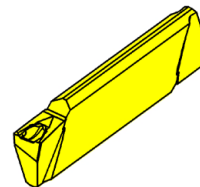
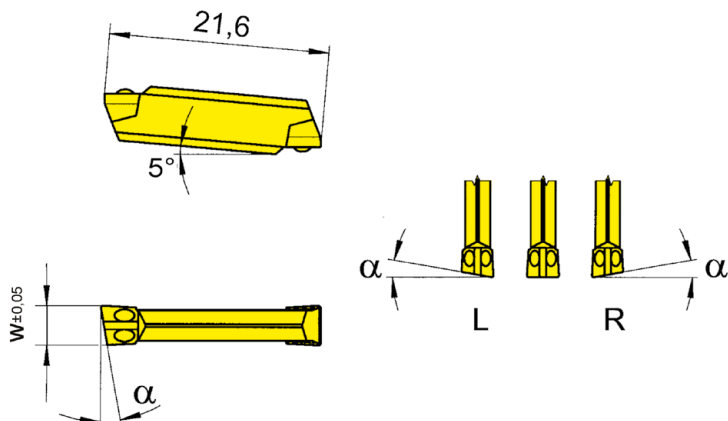
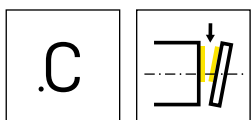
w voir plaquettes amovibles
w vd. inserti

U

Pièces Détachées

Ricambi

Porte outils Portainserito	Vis de serrage Vite di serraggio	Tournevis TORX PLUS® Cacciavite TORX PLUS®
R/LH224.3208.93	030.0413.T15P	T15PQ



R = version à droite représentée
R = versione destra come in figura

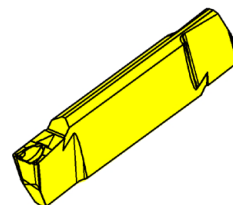
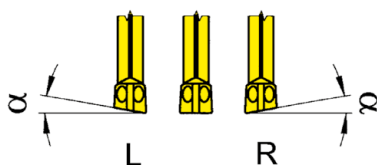
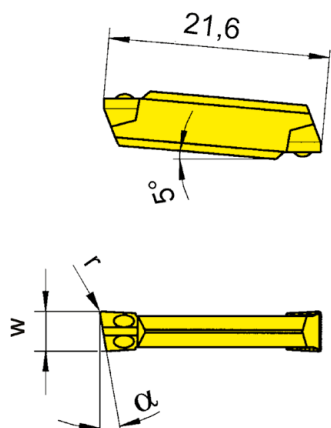
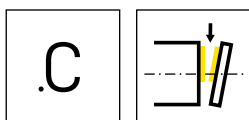
L = version à gauche
L = versione sinistra a specchio

▲ en stock
a stock

Nuance
Leghe
Δ 4 semaines
4 settimane

N° de commande Codice prodotto	w	α	HIS	Nuance Leghe			
				TC92	TF45	TI25	TN35
RS224.0520.C0	2	5°	224018	Δ	▲	Δ	▲
RS224.0820.C0	2	8°	224018	Δ	▲	Δ	▲
RS224.1520.C0	2	15°	224018	Δ	▲		▲
RS224.0525.C0	2,5	5°	224028	Δ	▲	▲	▲
RS224.0530.C0	3	5°	224038	▲	▲	Δ	▲
RS224.0830.C0	3	8°	224038	Δ	▲		▲
LS224.0520.C0	2	5°	224018	Δ	▲	Δ	▲
LS224.0820.C0	2	8°	224018	Δ	▲	Δ	▲
LS224.1520.C0	2	15°	224018		▲		▲
LS224.0525.C0	2,5	5°	224028	Δ		Δ	Δ
LS224.0530.C0	3	5°	224038	Δ	Δ	Δ	▲
LS224.0830.C0	3	8°	224038	Δ	▲		▲
S224.0020.C0	2	0°	224018	Δ	▲	▲	▲
S224.0025.C0	2,5	0°	224028	Δ	▲	▲	▲
S224.0030.C0	3	0°	224038	Δ	▲	▲	▲
				P	●	●	●
				M	-	●	●
				K	-	●	●
				N	-	●	●
				S	-	●	●
				H	-	-	-





R = version à droite représentée
R = versione destra come in figura

L = version à gauche
L = versione sinistra a specchio

▲ en stock
a stock

Nuance
Leghe
Δ 4 semaines
4 settimane

N° de commande Codice prodotto	w	r	α	HIS	TC92	TF45	TI25	TN35
RS224.0520.C1	2	0,15	5°	224018	Δ	▲		▲
RS224.0820.C1	2	0,15	8°	224018	Δ	▲		Δ
RS224.1520.C1	2	0,15	15°	224018	Δ	▲		▲
RS224.0525.C1	2,5	0,15	5°	224028	Δ	▲		Δ
RS224.0825.C1	2,5	0,15	8°	224028	Δ	▲		Δ
RS224.0530.C1	3	0,15	5°	224038	Δ	▲		▲
RS224.0830.C1	3	0,15	8°	224038	Δ	▲		▲
LS224.0520.C1	2	0,15	5°	224018	Δ	▲		▲
LS224.0820.C1	2	0,15	8°	224018	Δ	▲		Δ
LS224.1520.C1	2	0,15	15°	224018	Δ	▲		▲
LS224.0525.C1	2,5	0,15	5°	224028	Δ	▲		Δ
LS224.0825.C1	2,5	0,15	8°	224028	Δ	▲		Δ
LS224.0530.C1	3	0,15	5°	224038	Δ	▲		▲
LS224.0830.C1	3	0,15	8°	224038	Δ	▲		▲
S224.0020.C1	2	0,15	0°	224018	▲	▲	▲	▲
S224.0025.C1	2,5	0,15	0°	224028	Δ	▲	▲	▲
S224.0030.C1	3	0,15	0°	224038	Δ	▲	▲	▲

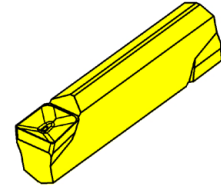
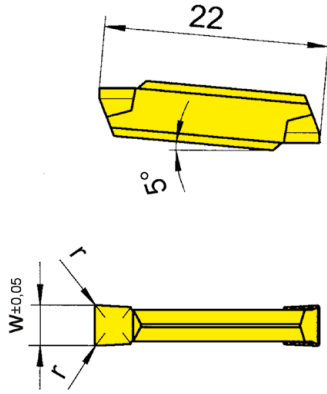
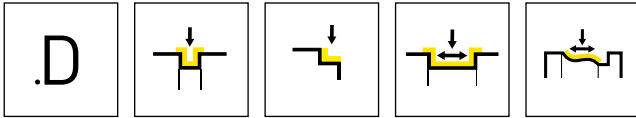
P	●	●	●	●
M	-	●	●	●
K	-	●	●	●
N	-	●	●	●
S	-	●	●	●
H	-	-	-	-

U

Plaquette amovible

Inserto

S224



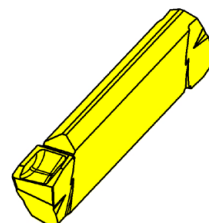
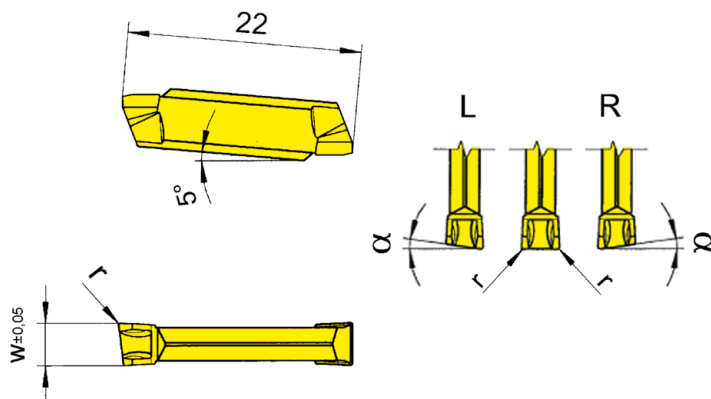
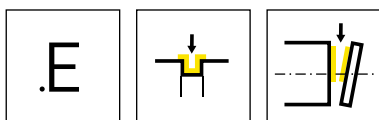
Nuance
Leghe

▲ en stock
a stock

Δ 4 semaines
4 settimane

N° de commande Codice prodotto	w	r	HIS	Nuance Leghe						
				H54	IG66	TF45	TF46	TI25	TN32	TN35
S224.0200.D2	2	0,2	224018	▲	▲	▲	▲	▲	▲	▲
S224.0250.D2	2,5	0,2	224028	Δ	▲	▲	▲	▲	▲	▲
S224.0300.D2	3	0,2	224038	▲	▲	▲	▲	▲	▲	▲
P	●	●	●	●	●	●	●	●	●	●
M	●	●	●	○	●	-	●	-	●	●
K	-	-	●	●	●	-	●	-	●	●
N	-	-	●	●	●	-	●	-	●	●
S	-	○	●	○	●	-	●	-	●	●
H	-	-	-	-	-	-	-	-	-	-





R = version à droite représentée
R = versione destra come in figura

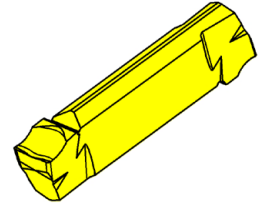
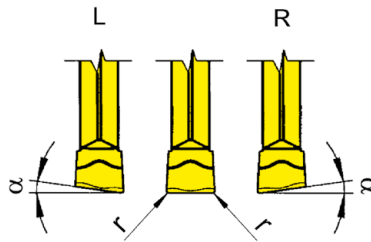
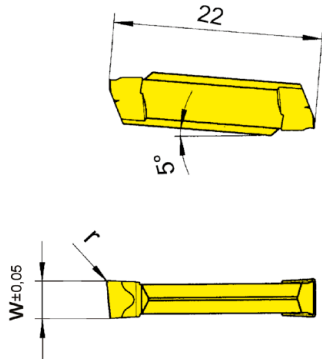
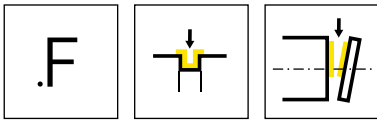
L = version à gauche
L = versione sinistra a specchio

▲ en stock
a stock

Nuance
Leghe
Δ 4 semaines
4 settimane

N° de commande Codice prodotto	w	r	α	HIS												
					AL96	AS62	TA43	TC92	TC93	TF43	TF45	TI22	TI25	TN32	TN35	
RS224.0520.E2	2	0,2	5°	224018		▲		Δ	Δ	Δ						
RS224.0525.E2	2,5	0,2	5°	224028		▲		Δ	Δ	Δ	Δ					
RS224.0530.E2	3	0,2	5°	224038		▲		Δ	Δ	Δ	▲					
LS224.0520.E2	2	0,2	5°	224018		▲		Δ	Δ	Δ	Δ					
LS224.0525.E2	2,5	0,2	5°	224028		Δ		Δ	Δ	Δ	Δ					
LS224.0530.E2	3	0,2	5°	224038		▲		Δ			▲					
S224.0200.E2	2	0,2	0°	224018		▲		Δ		▲	▲					
S224.0250.E2	2,5	0,2	0°	224028		▲		Δ	Δ	▲	▲					
S224.0300.E2	3	0,2	0°	224038	Δ	▲	Δ	Δ	Δ	▲	▲	▲	▲	▲	Δ	Δ
S224.0300.E4	3	0,4	-	224038	Δ	▲		Δ	Δ	Δ	▲			Δ	Δ	Δ
P					●	●	●	●	●	●	●	●	●	●	●	●
M					-	-	-	-	-	-	●	-	●	-	-	●
K					●	-	-	-	-	-	●	-	-	-	-	●
N					●	-	-	-	-	-	●	-	●	-	-	●
S					-	-	-	-	-	-	●	-	●	-	-	●
H					-	-	-	-	-	-	-	-	-	-	-	-





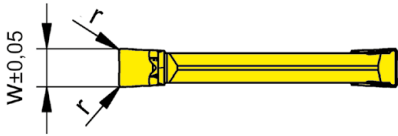
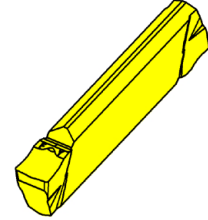
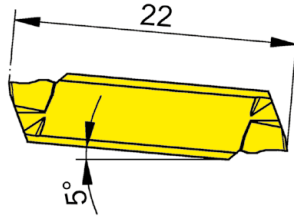
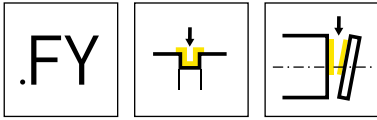
R = version à droite représentée
R = versione destra come in figura

L = version à gauche
L = versione sinistra a specchio

Nuance
Leghe
▲ en stock
a stock
Δ 4 semaines
4 settimane

N° de commande Codice prodotto	w	r	α	HIS	AL96	TA43	TF42	TF43	TF45	TF46	TI22	TI25	TN32
RS224.0520.F2	2	0,2	5°	224018					▲	▲			
RS224.0525.F2	2,5	0,2	5°	224028				▲	▲				
RS224.0530.F2	3	0,2	5°	224038				▲	▲		Δ		
LS224.0520.F2	2	0,2	5°	224018					▲	Δ			
LS224.0525.F2	2,5	0,2	5°	224028					▲				
LS224.0530.F2	3	0,2	5°	224038				Δ	▲				
S224.0200.F2	2	0,2	0°	224018	Δ		Δ	▲	▲	▲	▲	▲	Δ
S224.0250.F2	2,5	0,2	0°	224028	Δ		Δ	Δ	▲	Δ	Δ	Δ	Δ
S224.0300.F2	3	0,2	0°	224038	Δ	Δ		▲	▲		Δ	▲	Δ
P					●	●	●	●	●	●	●	●	●
M					-	-	-	-	●	○	-	●	-
K					●	-	-	-	●	●	-	●	-
N					●	-	-	-	●	●	-	●	-
S					-	-	-	-	●	○	-	●	-
H					-	-	-	-	-	-	-	-	-



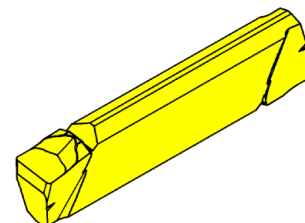
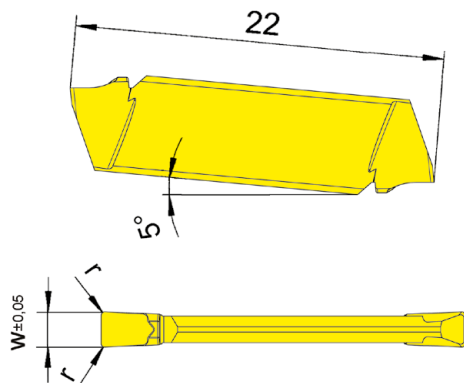
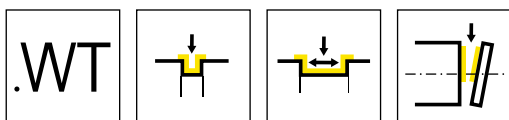


▲ en stock
a stock

△ 4 semaines
4 settimane

Nuance
Leghe

N° de commande Codice prodotto	w	r	HIS	Nuance Leghe				
				HC15	HP65	IG35	PH35	TI25
S224.0200.FY2	2	0,2	224018	▲	▲	▲	△	▲
S224.0250.FY2	2,5	0,2	224028		▲	▲	△	▲
S224.0300.FY2	3	0,2	224038		▲	▲	△	▲
				P	●	-	○	●
				M	●	●	○	●
				K	●	-	●	●
				N	○	-	-	●
				S	●	●	-	●
				H	-	-	-	-



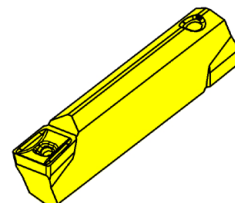
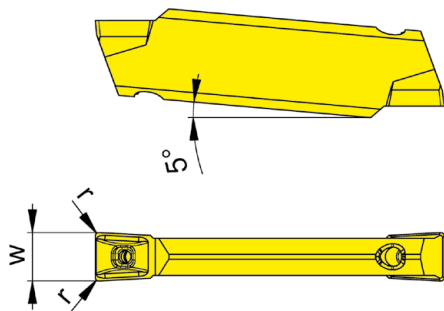
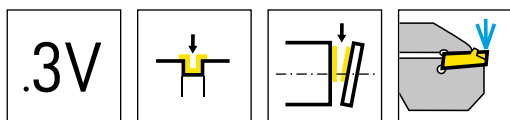
Nuance
Leghe

▲ en stock
a stock

Δ 4 semaines
4 settimane


N° de commande Codice prodotto	w	r	HIS	IG35
S224.0200.WT2	2	0,2	224018	▲
S224.0250.WT2	2,5	0,2	224028	▲
S224.0300.WT2	3	0,2	224038	▲
				P -
				M ●
				K -
				N -
				S ●
				H -





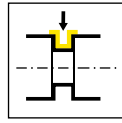
Nuance
Leghe
▲ en stock
a stock
Δ 4 semaines
4 settimane

N° de commande Codice prodotto	w	r	HIS		HP65	IG35
S224.0300.3V2.IK	3	0,2	224039		▲	▲
				P	●	-
				M	●	●
				K	●	-
				N	○	-
				S	●	●
				H	-	-



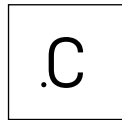
U

Porte outils
Portainsero
226




Page/Pag.
662


Plaque amovible
Inserto
S229/229



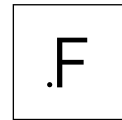
Page/Pag.
663-664




Page/Pag.
665



Page/Pag.
666



Page/Pag.
667



Page/Pag.
668

Informations techniques
Informazioni tecniche

Page/Pag.
713

229



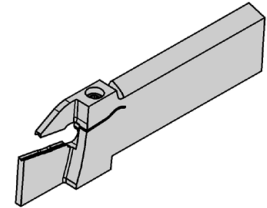
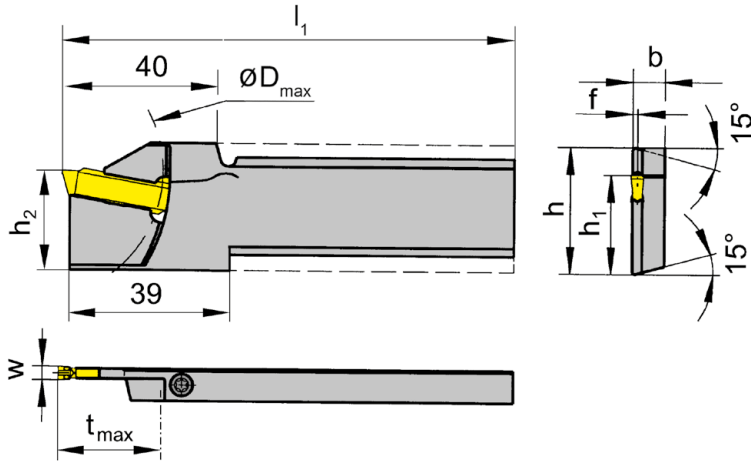
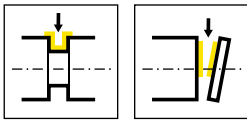
Porte outils et plaquettes

Largeur de gorge 3 - 5 mm

Portainserito e inserti

Larghezza della gola 3 - 5 mm

U



R = version à droite représentée
R = versione destra come in figura

L = version à gauche
L = versione sinistra a specchio

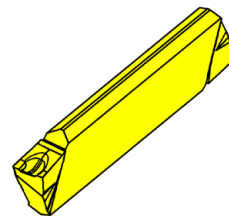
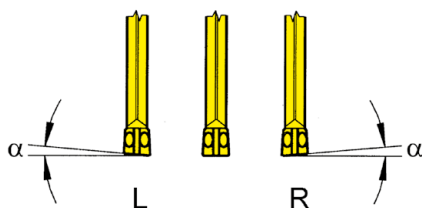
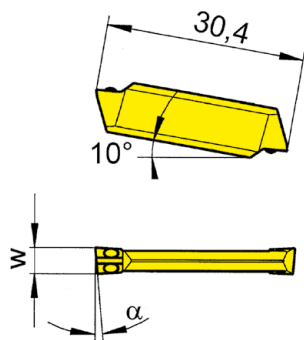
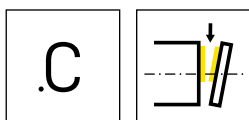
N° de commande Codice prodotto	h	b	l ₁	h ₂	f	t _{max}	D _{max}	h ₁	HWS
R226.2608.03	26	8	110	24,8	1,2	25	150	21,4	229030
R226.3208.03	32	8	110	24,8	1,2	25	150	24,8	229030
R226.2608.04	26	8	110	24,8	1,7	25	150	21,4	229040
R226.3208.04	32	8	110	24,8	1,7	25	150	24,8	229040
L226.2608.03	26	8	110	24,8	1,2	25	150	21,4	229030
L226.3208.03	32	8	110	24,8	1,2	25	150	24,8	229030
L226.2608.04	26	8	110	24,8	1,7	25	150	21,4	229040
L226.3208.04	32	8	110	24,8	1,7	25	150	24,8	229040

w voir plaquettes amovibles
w vd. inserti

Pièces Détachées

Ricambi

Porte outils Portainsero	Vis de serrage Vite di serraggio	Tournevis TORX PLUS® Cacciavite TORX PLUS®
R/L226...	4.15T15P	T15PQ



R = version à droite représentée
R = versione destra come in figura

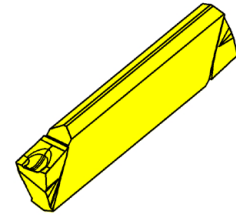
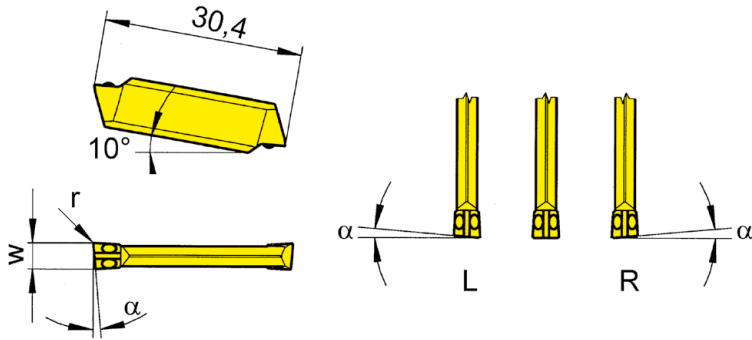
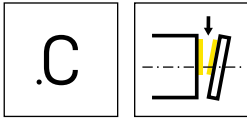
L = version à gauche
L = versione sinistra a specchio

▲ en stock
a stock

Nuance
Leghe
Δ 4 semaines
4 settimane

N° de commande Codice prodotto	w	α	HIS	TC92	TF45	TI25	TN35
RS229.0530.C0	3	5°	229020 • 229030	Δ	▲	▲	▲
RS229.0540.C0	4	5°	229030	Δ	Δ	Δ	▲
RS229.0830.C0	3	8°	229020 • 229030	▲	▲	▲	▲
RS229.0840.C0	4	8°	229030		Δ	Δ	▲
LS229.0530.C0	3	5°	229020 • 229030	Δ	▲	▲	▲
LS229.0540.C0	4	5°	229030	Δ	Δ	Δ	
LS229.0830.C0	3	8°	229020 • 229030	▲	▲	▲	▲
LS229.0840.C0	4	8°	229030	Δ	Δ	Δ	Δ
S229.0030.C0	3	0°	229020 • 229030	Δ	▲	▲	▲
S229.0040.C0	4	0°	229030	Δ	Δ	Δ	▲
P				●	●	●	●
M				-	●	●	●
K				-	●	●	●
N				-	●	●	●
S				-	●	●	●
H				-	-	-	-





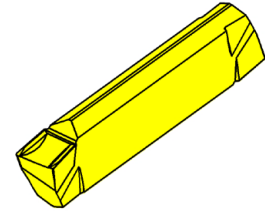
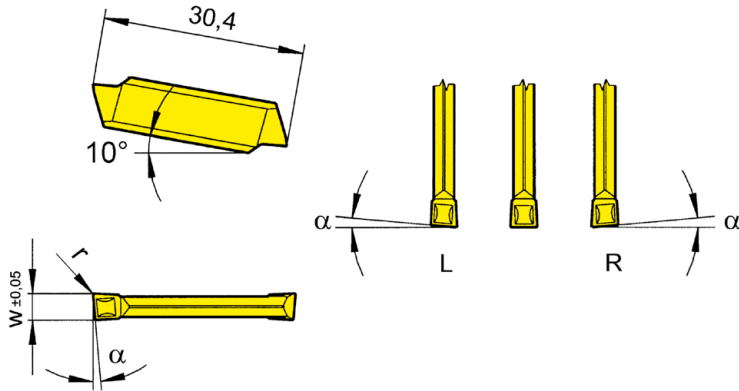
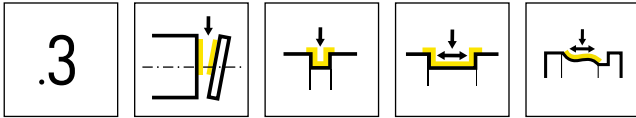
R = version à droite représentée
R = versione destra come in figura

L = version à gauche
L = versione sinistra a specchio

▲ en stock
a stock

Nuance
Leghe
Δ 4 semaines
4 settimane

N° de commande Codice prodotto	w	r	α	HIS	Nuance Leghe			
					TC92	TF45	TI25	TN35
RS229.0530.C1	3	0,15	5°	229020 • 229030	Δ	Δ	▲	▲
RS229.0830.C1	3	0,15	8°	229020 • 229030	Δ	▲	▲	▲
RS229.0540.C1	4	0,15	5°	229030 • 229040	Δ	Δ	Δ	Δ
RS229.0840.C1	4	0,15	8°	229030 • 229040	Δ	Δ	Δ	▲
LS229.0530.C1	3	0,15	5°	229020 • 229030	Δ	Δ	▲	▲
LS229.0830.C1	3	0,15	8°	229020 • 229030	Δ	▲	Δ	▲
LS229.0540.C1	4	0,15	5°	229030 • 229040	Δ	Δ	Δ	Δ
LS229.0840.C1	4	0,15	8°	229030 • 229040	Δ	Δ	Δ	Δ
S229.0030.C1	3	0,15	0°	229020 • 229030	Δ	Δ	▲	▲
					P	●	●	●
					M	-	●	●
					K	-	●	●
					N	-	●	●
					S	-	●	●
					H	-	-	-



R = version à droite représentée
R = versione destra come in figura

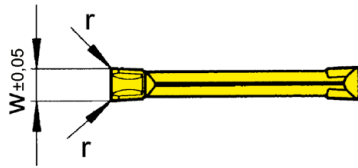
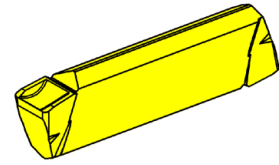
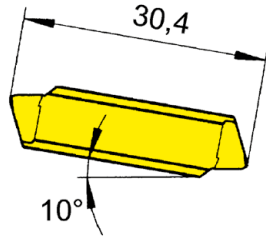
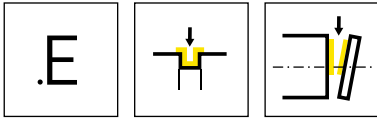
L = version à gauche
L = versione sinistra a specchio

▲ en stock
a stock

Nuance
Leghe
Δ 4 semaines
4 settimane

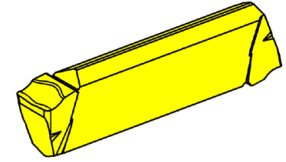
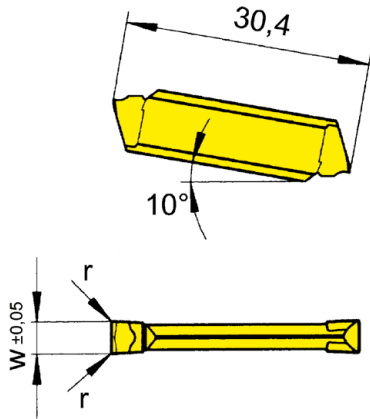
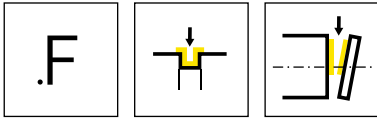
N° de commande Codice prodotto	w	r	α	HIS	MG12	P20	AL96	AS62	AS66	H54	IG66	TA45	TC92	TF45	TI22	TI25	TN32	TN35
					▲	Δ	▲	▲	▲	▲	▲	▲	▲	▲	▲	▲	▲	▲
R229.5300.31	3	0,2	5°	229020 • 229030	▲			▲					▲			▲	▲	▲
RS229.0530.32	3	0,2	5°	229020 • 229030				▲				Δ	▲	▲		▲	▲	▲
RS229.0540.32	4	0,2	5°	229030 • 229040				▲				Δ	Δ	▲		▲	▲	Δ
L229.5300.31	3	0,2	5°	229020 • 229030	▲			▲					▲			▲	▲	▲
LS229.0530.32	3	0,2	5°	229020 • 229030				▲				Δ	Δ	▲		▲	▲	▲
LS229.0540.32	4	0,2	5°	229030 • 229040								Δ	Δ	▲		▲	▲	Δ
S229.0300.32	3	0,2	-	229020 • 229030	▲	Δ	▲	▲	▲	▲	▲	Δ	▲	▲	▲	▲	▲	▲
S229.0400.32	4	0,2	-	229030 • 229040	Δ	Δ	▲	▲	▲	▲	▲	Δ	▲	▲		▲	▲	▲
R/L229.5300.31 précision affûtée , longueur 30,0 mm					P	O	●	●	●	●	●	●	●	●	●	●	●	●
R/L229.5300.31 rettificato di precisione, lunghezza 30,0 mm					M	-	-	-	O	●	●	●	-	●	-	●	-	●
					K	-	-	●	●	-	-	●	●	●	-	●	-	●
					N	-	-	●	-	●	-	●	-	●	-	●	-	●
					S	-	-	-	O	-	O	●	-	●	-	●	-	●
					H	-	-	-	-	-	-	-	-	-	-	-	-	-





Nuance
Leghe
▲ en stock
a stock
Δ 4 semaines
4 settimane

N° de commande Codice prodotto	w	r	HIS	AS62	TC92	TF45	TF46	TI25
S229.0300.E2	3	0,2	229020 • 229030	▲		▲	▲	▲
S229.0300.E4	3	0,4	229020 • 229030	▲	Δ	▲		
S229.0400.E2	4	0,2	229030 • 229040	▲	Δ	▲	Δ	▲
S229.0400.E4	4	0,4	229030 • 229040	▲	Δ	▲		
P	●	●	●	●	●	●	●	●
M	-	-	●	○	●			
K	-	-	●	●	●			
N	-	-	●	●	●			
S	-	-	●	○	●			
H	-	-	-	-	-			



▲ en stock
a stock

Δ 4 semaines
4 settimane

Nuance
Leghe


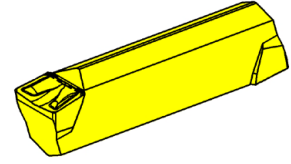

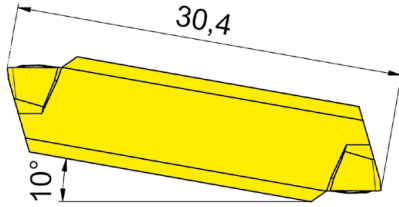
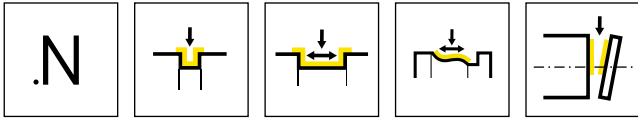
N° de commande Codice prodotto	w	r	HIS	TC92	TF43	TF45	TF46	TI22	TI25
				▲	▲	▲	▲	▲	▲
S229.0300.F2	3	0,2	229020 • 229030	Δ	▲	▲	▲	▲	Δ
S229.0300.F4	3	0,4	229020 • 229030	Δ	Δ	▲	Δ	Δ	Δ
S229.0400.F2	4	0,2	229030 • 229040	Δ	Δ	▲	Δ	Δ	Δ
S229.0400.F4	4	0,4	229030 • 229040	Δ	Δ	▲	Δ	Δ	Δ
P				●	●	●	●	●	●
M				-	-	●	○	-	●
K				-	-	●	●	-	●
N				-	-	●	●	-	●
S				-	-	●	○	-	●
H				-	-	-	-	-	-



Plaquette amovible

Inserto

S229




Nuance
Leghe

▲ en stock
a stock

Δ 4 semaines
4 settimane

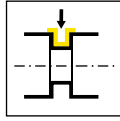
N° de commande Codice prodotto	w	r	HIS	Nuance Leghe				
				AS45	AS62	DD25	IG66	TI25
S229.0300.N2.G	3	0,2	229020 • 229030	▲			▲	
S229.0300.N4.G	3	0,4	229020 • 229030	▲			▲	
S229.0400.N2.G	4	0,2	229030 • 229040	▲			▲	
S229.0400.N4.G	4	0,4	229030 • 229040	▲			▲	
S229.0500.N2.G	5	0,2	229040				▲	▲
S229.0500.N4.G	5	0,4	229040	▲	▲		▲	Δ
S229.0500.N6.G	5	0,6	229040	Δ	▲		▲	Δ
S229.0500.N8.G	5	0,8	229040		▲		▲	
P				●	●	-	●	●
M				●	-	-	●	●
K				●	-	-	-	●
N				○	-	●	-	●
S				●	-	○	○	●
H				-	-	-	-	-

U



U

Porte outils
Portainsero
H264

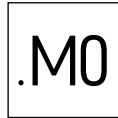


Page/Pag.
672-676

Plaque amovible
Inserto
264



Page/Pag.
677



Page/Pag.
678

Informations techniques
Informazioni tecniche

Page/Pag.
713

264



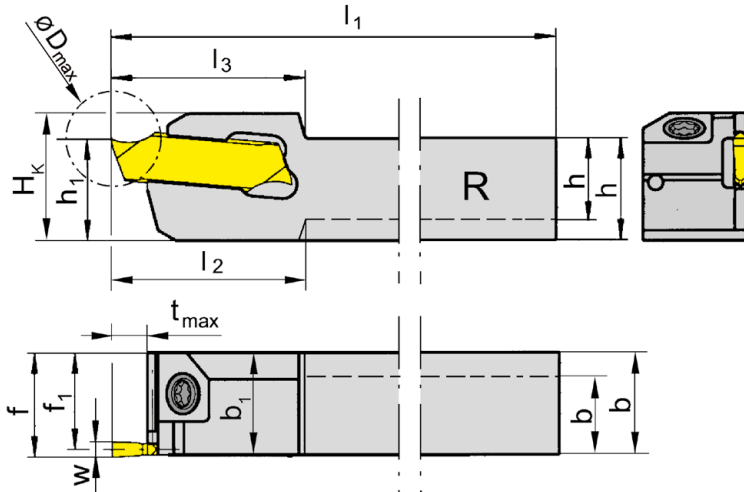
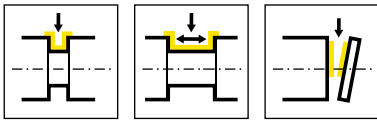
Porte outils et plaquettes

Largeur de gorge 1,5 - 3 mm

Portainserito e inserti

Larghezza della gola 1,5 - 3 mm

U



R = version à droite représentée
R = versione destra come in figura

L = version à gauche
L = versione sinistra a specchio

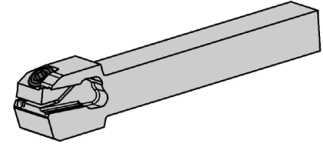
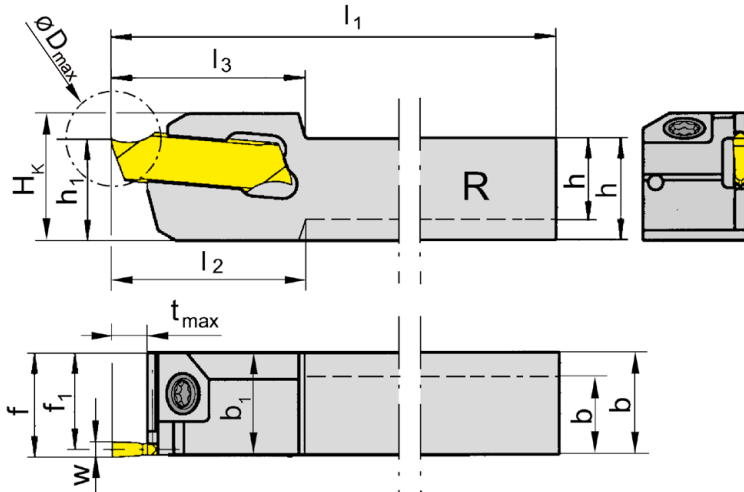
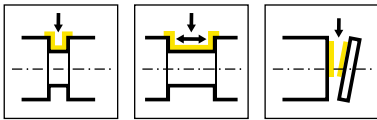
N° de commande Codice prodotto	h	b	l ₁	l ₂	l ₃	h ₁	b ₁	f ₁	f	t _{max}	D _{max}	H _K	HWS
RH264.0808.01	8	8	120	17,5	17,5	8	10	9,25	10	4	22	12,5	26401
RH264.1010.01	10	10	120	-	17,5	10	-	9,25	10	4	22	12,5	26401
RH264.1212.01	12	12	120	-	17,5	12	-	11,25	12	4	22	14,5	26401
RH264.1616.01	16	16	120	-	17,5	16	-	15,25	16	4	32	18,5	26401
RH264.1010.11	10	10	120	-	19	10	-	9,25	10	10	20	12,5	26401
RH264.1212.11	12	12	120	-	19	12	-	11,25	12	10	20	14,5	26401
RH264.1616.11	16	16	120	-	19	16	-	15,25	16	10	32	18,5	26401
RH264.1212.21	12	12	120	-	22	12	-	11,25	12	13	26	15,5	26401
RH264.1616.21	16	16	120	-	22	16	-	15,25	16	13	32	19,5	26401
LH264.0808.01	8	10	120	17,5	17,5	8	10	9,25	10	4	22	12,5	26401
LH264.1010.01	10	10	120	-	17,5	10	-	9,25	10	4	22	12,5	26401
LH264.1212.01	12	12	120	-	17,5	12	-	11,25	12	4	22	14,5	26401
LH264.1616.01	16	16	120	-	17,5	16	-	15,25	16	4	32	18,5	26401
LH264.1010.11	10	10	120	-	19	10	-	9,25	10	10	20	12,5	26401
LH264.1212.11	12	12	120	-	19	12	-	11,25	12	10	20	14,5	26401
LH264.1616.11	16	16	120	-	19	16	-	15,25	16	10	32	18,5	26401
LH264.1212.21	12	12	120	-	22	12	-	11,25	12	13	26	15,5	26401
LH264.1616.21	16	16	120	-	22	16	-	15,25	16	13	32	19,5	26401

w voir plaquettes amovibles
w vd. inserti

Pièces Détachées

Ricambi

Porte outils Portainsero	Vis de serrage Vite di serraggio	Tournevis TORX PLUS® Cacciavite TORX PLUS®
R/LH264...	3.5.12T10EP	T10PL



R = version à droite représentée
R = versione destra come in figura

L = version à gauche
L = versione sinistra a specchio

N° de commande Codice prodotto	h	b	l ₁	l ₃	h ₁	f ₁	f	t _{max}	D _{max}	H _k	HWS
RH264.1010.02	10	10	120	17,5	10	9	10	4	32	12,5	26402
RH264.1212.02	12	12	120	17,5	12	11	12	4	32	14,5	26402
RH264.1616.02	16	16	120	17,5	16	15	16	4	32	18,5	26402
RH264.1010.12	10	10	120	19	10	9	10	10	32	12,5	26402
RH264.1212.12	12	12	120	19	12	11	12	10	32	14,5	26402
RH264.1616.12	16	16	120	19	16	15	16	10	32	18,5	26402
RH264.1212.22	12	12	120	25	12	11	12	16	32	14,5	26402
RH264.1616.22	16	16	120	25	16	15	16	16	32	19,5	26402
LH264.1010.02	10	10	120	17,5	10	9	10	4	32	12,5	26402
LH264.1212.02	12	12	120	17,5	12	11	12	4	32	14,5	26402
LH264.1616.02	16	16	120	17,5	16	15	16	4	32	18,5	26402
LH264.1010.12	10	10	120	19	10	9	10	10	32	12,5	26402
LH264.1212.12	12	12	120	19	12	11	12	10	32	14,5	26402
LH264.1616.12	16	16	120	19	16	15	16	10	32	18,5	26402
LH264.1212.22	12	12	120	25	12	11	12	16	32	14,5	26402
LH264.1616.22	16	16	120	25	16	15	16	16	32	19,5	26402

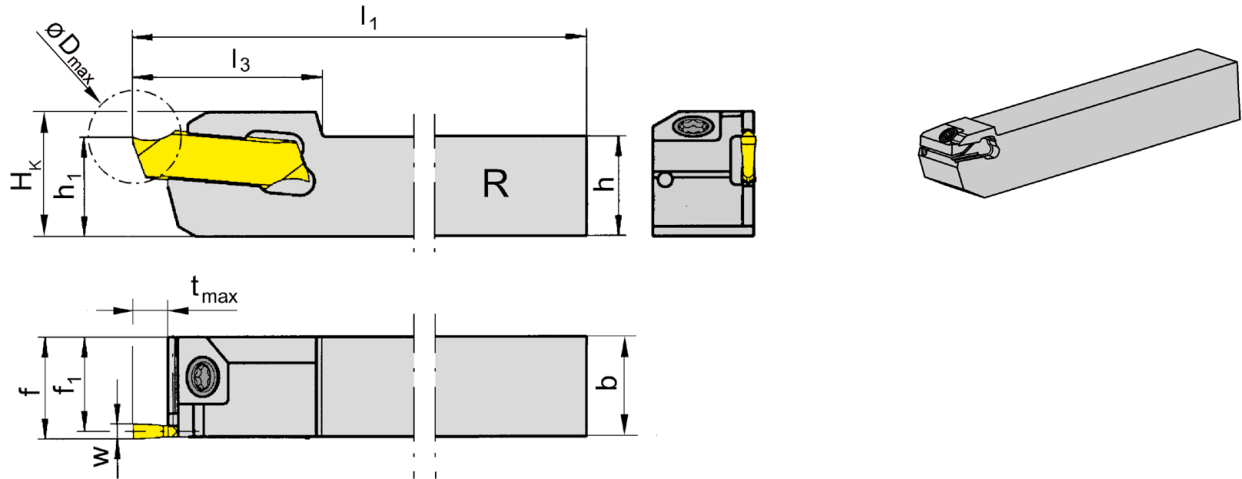
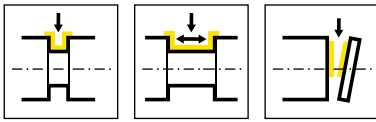
w voir plaquettes amovibles
w vd. inserti

Pièces Détachées

Ricambi

Porte outils Portainsero	Vis de serrage Vite di serraggio	Tournevis TORX PLUS® Cacciavite TORX PLUS®
R/LH264...	3.5.12T10EP	T10PL





R = version à droite représentée
R = versione destra come in figura

L = version à gauche
L = versione sinistra a specchio

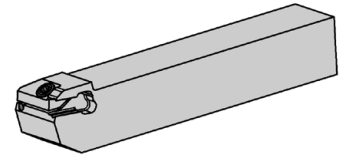
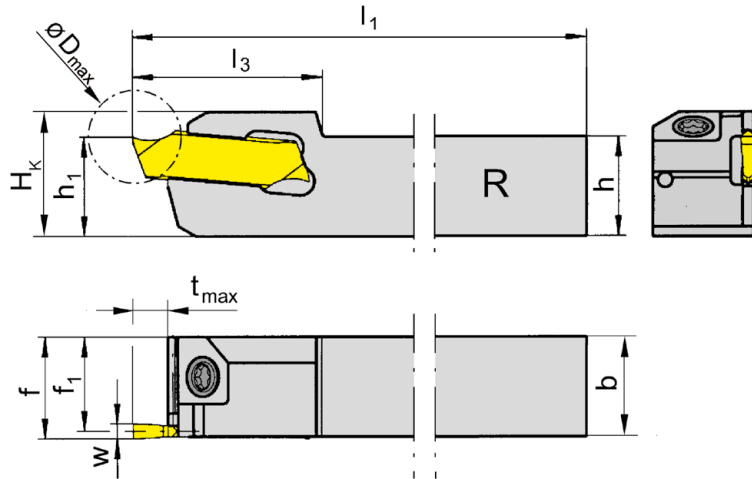
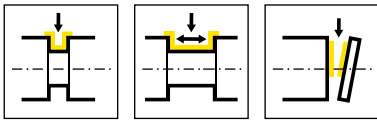
N° de commande Codice prodotto	h	b	l ₁	l ₃	h ₁	f ₁	f	t _{max}	D _{max}	H _K	HWS
RH264.1212.03	12	12	120	17,5	12	10,75	12	4	32	14,5	26403
RH264.1616.03	16	16	120	17,5	16	14,75	16	4	32	18,5	26403
RH264.1212.13	12	12	120	19	12	10,75	12	10	32	14,5	26403
RH264.1616.13	16	16	120	19	16	14,75	16	10	32	18,5	26403
RH264.1212.23	12	12	120	25	12	10,75	12	16	32	14,5	26403
RH264.1616.23	16	16	120	25	16	14,75	16	16	32	18,5	26403
LH264.1616.03	16	16	120	17,5	16	14,75	16	4	32	18,5	26403
LH264.1212.13	12	12	120	19	12	10,75	12	10	32	14,5	26403
LH264.1616.13	16	16	120	19	16	14,75	16	10	32	18,5	26403
LH264.1212.23	12	12	120	25	12	10,75	12	16	32	14,5	26403
LH264.1616.23	16	16	120	25	16	14,75	16	16	32	18,5	26403

w voir plaquettes amovibles
w vd. inserti

Pièces Détachées

Ricambi

Porte outils Portainsero	Vis de serrage Vite di serraggio	Tournevis TORX PLUS® Cacciavite TORX PLUS®
R/LH264...	3.5.12T10EP	T10PL



R = version à droite représentée
R = versione destra come in figura

L = version à gauche
L = versione sinistra a specchio

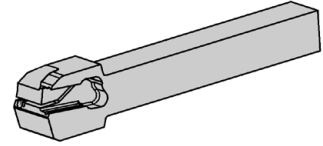
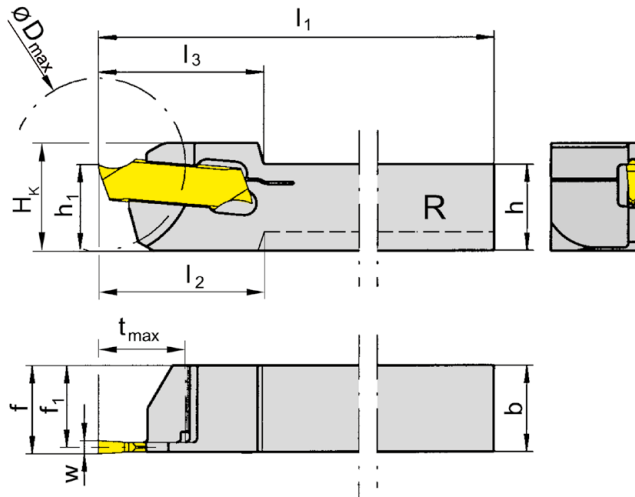
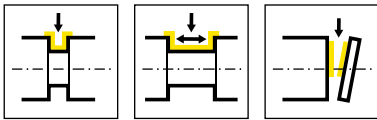
N° de commande Codice prodotto	h	b	l ₁	l ₃	h ₁	f ₁	f	t _{max}	D _{max}	H _k	HWS
RH264.1212.04	12	12	120	17,5	12	10,5	12	5	32	15	26404
RH264.1616.04	16	16	120	17,5	16	14,5	16	5	32	19	26404
RH264.1212.14	12	12	120	19	12	10,5	12	10	32	15	26404
RH264.1616.14	16	16	120	19	16	14,5	16	10	32	19	26404
RH264.1212.24	12	12	120	25	12	10,5	12	16	32	15	26404
RH264.1616.24	16	16	120	25	16	14,5	16	16	32	19	26404
LH264.1212.04	12	12	120	17,5	12	10,5	12	5	32	15	26404
LH264.1616.04	16	16	120	17,5	16	14,5	16	5	32	19	26404
LH264.1212.14	12	12	120	19	12	10,5	12	10	32	15	26404
LH264.1616.14	16	16	120	19	16	14,5	16	10	32	19	26404
LH264.1212.24	12	12	120	25	12	10,5	12	16	32	15	26404
LH264.1616.24	16	16	120	25	16	14,5	16	16	32	19	26404

w voir plaquettes amovibles
w vd. inserti

Pièces Détachées

Ricambi

Porte outils Portainsero	Vis de serrage Vite di serraggio	Tournevis TORX PLUS® Cacciavite TORX PLUS®
R/LH264...	3.5.12T10EP	T10PL



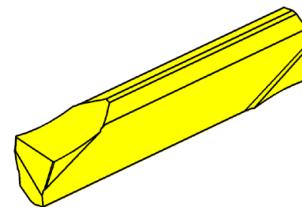
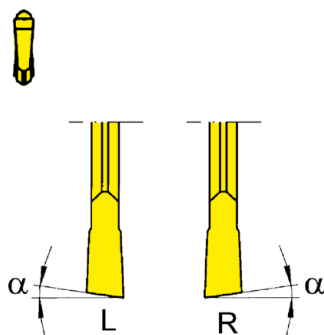
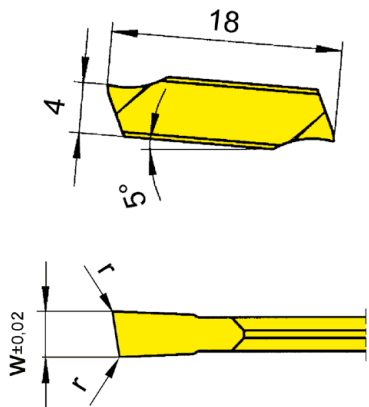
R = version à droite représentée
R = versione destra come in figura

L = version à gauche
L = versione sinistra a specchio

N° de commande Codice prodotto	h	b	l ₁	l ₂	l ₃	h ₁	f ₁	f	t _{max}	D _{max}	H _K	HWS
RH264.0808.51	8	8	120	18	18	10	7,25	8	7	20	12,5	26401
RH264.1010.61	10	10	120	-	19	10	9,25	10	10	20	12,5	26401
RH264.1010.62	10	10	120	-	19	10	9	10	10	20	12,5	26402
RH264.1212.62	12	12	120	-	19	12	11	12	10	20	14,5	26402
RH264.1212.63	12	12	120	-	19	12	10,75	12	10	32	14,5	26403
LH264.0808.51	8	8	120	18	18	10	7,25	8	7	20	12,5	26401
LH264.1010.61	10	10	120	-	19	10	9,25	10	10	20	12,5	26401
LH264.1010.62	10	10	120	-	19	10	9	10	10	20	12,5	26402
LH264.1212.62	12	12	120	-	19	12	11	12	10	20	14,5	26402
LH264.1212.63	12	12	120	-	19	12	10,75	12	10	32	14,5	26403
LH264.1212.64	12	12	120	-	19	12	10,5	12	10	32	14,5	26404

w voir plaquettes amovibles
w vd. inserti

La clé P39L n'est pas fournie avec le porte outils - à cder séparément!
La chiave P39L non viene fornita con la portainsero - bisogna ordinarla separatamente!



R = version à droite représentée
R = versione destra come in figura

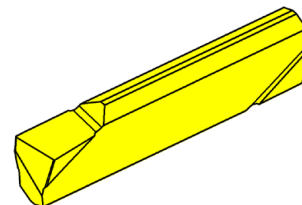
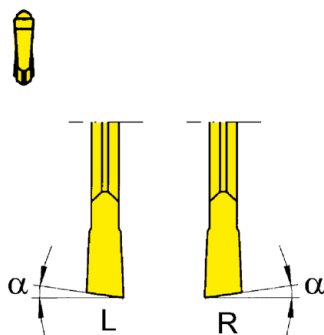
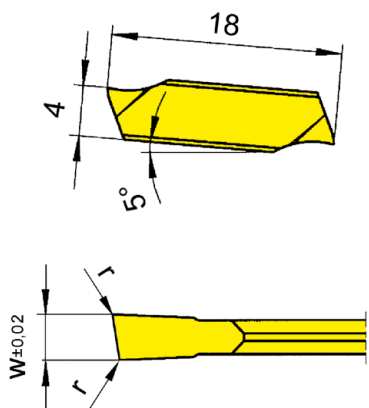
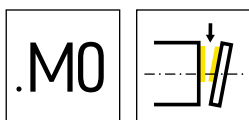
L = version à gauche
L = versione sinistra a specchio

▲ en stock
a stock

Nuance
Leghe
Δ 4 semaines
4 settimane

N° de commande Codice prodotto	w	r	α	HIS	MG12	TH35	TI25	TN35
R264.0815.10	1,5	0,05	8°	26401	▲	Δ	Δ	▲
R264.1515.10	1,5	0,05	15°	26401	▲	Δ		▲
R264.0820.10	2	0,05	8°	26402	▲	Δ		▲
R264.1520.10	2	0,05	15°	26402	▲	Δ		▲
R264.0825.10	2,5	0,1	8°	26403	Δ	Δ		▲
R264.1525.10	2,5	0,1	15°	26403	Δ	Δ		▲
R264.0830.10	3	0,1	8°	26404	Δ	Δ		Δ
R264.1530.10	3	0,1	15°	26404	Δ	Δ		▲
L264.0815.10	1,5	0,05	8°	26401	Δ	Δ	Δ	▲
L264.1515.10	1,5	0,05	15°	26401	Δ	Δ		▲
L264.0820.10	2	0,05	8°	26402	Δ	Δ		▲
L264.1520.10	2	0,05	15°	26402	Δ	Δ		▲
L264.0825.10	2,5	0,1	8°	26403	Δ	Δ		Δ
L264.1525.10	2,5	0,1	15°	26403	Δ	Δ		Δ
L264.0830.10	3	0,1	8°	26404	Δ	Δ		Δ
L264.1530.10	3	0,1	15°	26404	Δ	Δ		▲
P	O	●	●	●				
M	-	●	●	●				
K	-	●	●	●				
N	-	●	●	●				
S	-	●	●	●				
H	-	-	-	-				





R = version à droite représentée
R = versione destra come in figura


L = version à gauche
L = versione sinistra a specchio

▲ en stock
a stock

Nuance
Leghe
Δ 4 semaines
4 settimane

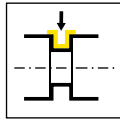
N° de commande Codice prodotto	w	r	α	HIS	MG12	TH35	TN35
R264.0815.M0	1,5	0,05	8°	26401	Δ	Δ	▲
R264.1515.M0	1,5	0,05	15°	26401	▲	Δ	▲
R264.0820.M0	2	0,05	8°	26402	Δ	Δ	▲
R264.1520.M0	2	0,05	15°	26402	Δ	Δ	Δ
R264.0825.M0	2,5	0,1	8°	26403	Δ	Δ	Δ
R264.1525.M0	2,5	0,1	15°	26403	Δ	Δ	▲
R264.0830.M0	3	0,1	8°	26404	Δ	Δ	▲
R264.1530.M0	3	0,1	15°	26404	Δ	Δ	▲
L264.0815.M0	1,5	0,05	8°	26401	▲	Δ	▲
L264.1515.M0	1,5	0,05	15°	26401	▲	Δ	Δ
L264.0820.M0	2	0,05	8°	26402	Δ	Δ	Δ
L264.1520.M0	2	0,05	15°	26402	Δ	Δ	Δ
L264.0825.M0	2,5	0,1	8°	26403	Δ	Δ	Δ
L264.1525.M0	2,5	0,1	15°	26403	Δ	Δ	Δ
L264.0830.M0	3	0,1	8°	26404	Δ	Δ	Δ
L264.1530.M0	3	0,1	15°	26404	Δ	Δ	Δ
P	o	●	●				
M	-	●	●				
K	-	●	●				
N	-	●	●				
S	-	●	●				
H	-	-	-				

U



U

Porte outils
Portainsero
H274/H274...E

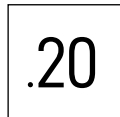


Page/Pag.
682, 689

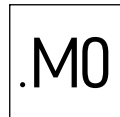
Plaque amovible
Inserto
S274/S274...E



Page/Pag.
683-684,
690-691



Page/Pag.
685-686,
692-693



Page/Pag.
687-688,
694-695

Informations techniques
Informazioni tecniche

Page/Pag
713

274



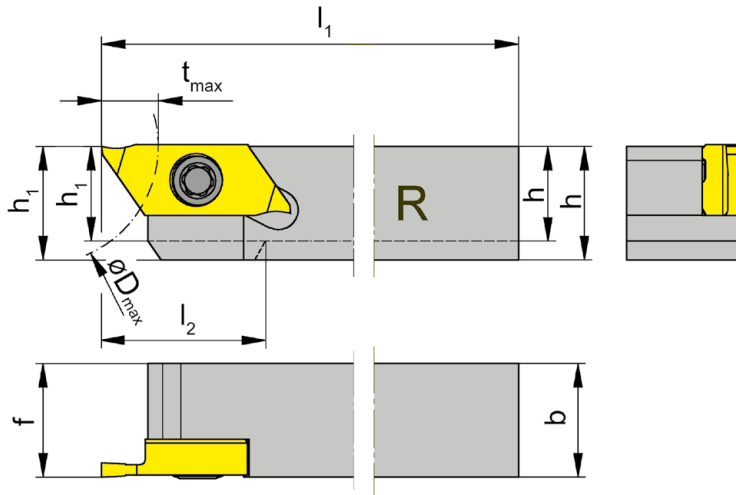
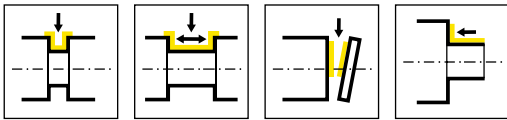
Porte outils et plaquettes

Largeur de gorge 0,5 - 3 mm

Portainsero e inserti

Larghezza della gola 0,5 - 3 mm

U



R = version à droite représentée
R = versione destra come in figura

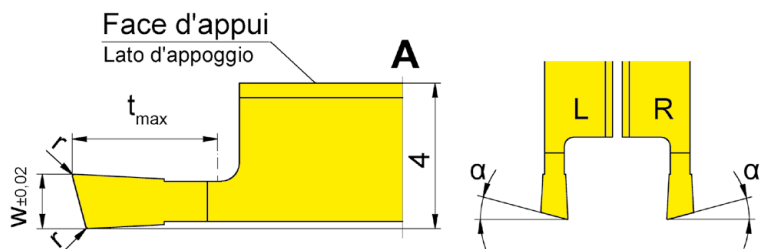
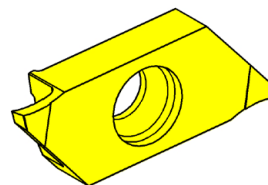
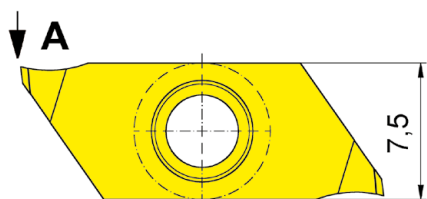
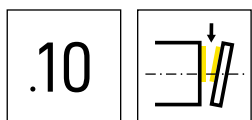
L = version à gauche
L = versione sinistra a specchio

N° de commande Codice prodotto	h	b	l ₁	l ₂	h ₁	f	t _{max}	D _{max}	HWS
RH274.0808.04	8	8	100	16	8	8	6	25	274040R
RH274.1010.04	10	10	100	-	10	10	6	25	274040R
RH274.1212.04	12	12	100	-	12	12	6	25	274040R
RH274.1414.04	14	14	100	-	14	14	6	25	274040R
RH274.1616.04	16	16	125	-	16	16	6	25	274040R
RH274.2020.04	20	20	125	-	20	20	6	25	274040R
LH274.0808.04	8	8	100	16	8	8	6	25	274040L
LH274.1010.04	10	10	100	-	10	10	6	25	274040L
LH274.1212.04	12	12	100	-	12	12	6	25	274040L
LH274.1414.04	14	14	100	-	14	14	6	25	274040L
LH274.1616.04	16	16	125	-	16	16	6	25	274040L
LH274.2020.04	20	20	125	-	20	20	6	25	274040L

Pièces Détachées

Ricambi

Porte outils Portainsero	Vis de serrage Vite di serraggio	Tournevis TORX PLUS® Cacciavite TORX PLUS®
R/LH274.0808.04	030.350P.0744	T15PQ
R/LH274...	030.3509.T15P	T15PQ



R = version à droite représentée
R = versione destra come in figura

L = version à gauche
L = versione sinistra a specchio

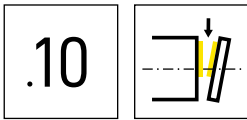
▲ en stock
a stock

Nuance
Leghe
Δ 4 semaines
4 settimane

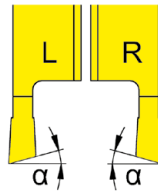
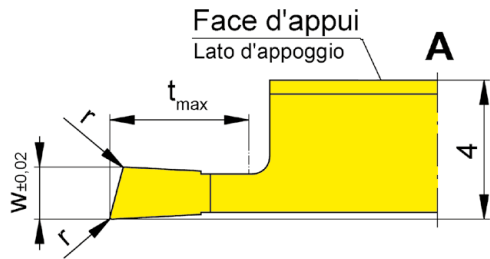
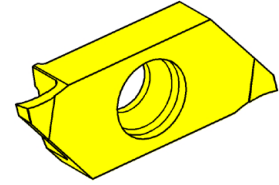
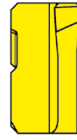
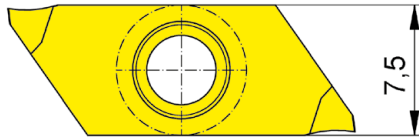
N° de commande Codice prodotto	w	r	t _{max}	α	HIS	Nuance	
						IG35	TH35
RS274.1508.03.10	0,8	0,05	3	15°	274040R	▲	▲
RS274.1510.03.10	1	0,05	3	15°	274040R	▲	▲
RS274.1515.04.10	1,5	0,05	4	15°	274040R	▲	▲
RS274.1520.06.10	2	0,05	6	15°	274040R	▲	▲
LS274.1508.03.10	0,8	0,05	3	15°	274040L	▲	▲
LS274.1510.03.10	1	0,05	3	15°	274040L	▲	▲
LS274.1515.04.10	1,5	0,05	4	15°	274040L	▲	▲
LS274.1520.06.10	2	0,05	6	15°	274040L	▲	▲
						P	- ●
						M	● ●
						K	- ●
						N	- ●
						S	● ●
						H	- -

tmax 6 mm ne peut être atteint seulement avec un diamètre de pièce Ø ≤ 25 mm.
tmax 6 mm può essere raggiunta solo lavorando pezzi con diam. Ø ≤ 25 mm.





↓ A



R = version à droite représentée
R = versione destra come in figura

L = version à gauche
L = versione sinistra a specchio

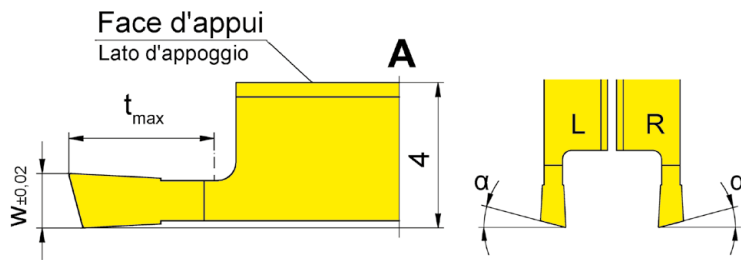
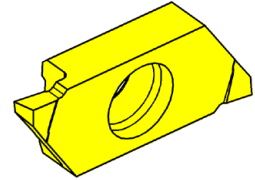
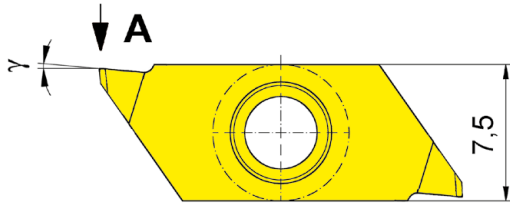
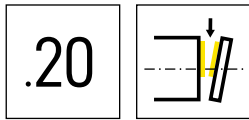
▲ en stock
a stock

Nuance
Leghe
Δ 4 semaines
4 settimane

N° de commande Codice prodotto	w	r	t _{max}	α	HIS	IG35	TH35
RS274.1508.03.10L	0,8	0,05	3	15°	274040R	Δ	Δ
RS274.1510.03.10L	1	0,05	3	15°	274040R	Δ	Δ
RS274.1515.04.10L	1,5	0,05	4	15°	274040R	Δ	Δ
RS274.1520.06.10L	2	0,05	6	15°	274040R	Δ	▲
LS274.1508.03.10R	0,8	0,05	3	15°	274040L	▲	▲
LS274.1510.03.10R	1	0,05	3	15°	274040L	▲	▲
LS274.1515.04.10R	1,5	0,05	4	15°	274040L	▲	▲
LS274.1520.06.10R	2	0,05	6	15°	274040L	▲	▲

tmax 6 mm ne peut être atteint seulement avec un diamètre de pièce Ø ≤ 25 mm.
tmax 6 mm può essere raggiunta solo lavorando pezzi con diam. Ø ≤ 25 mm.

P	-	●
M	●	●
K	-	●
N	-	●
S	●	●
H	-	-



R = version à droite représentée
R = versione destra come in figura

L = version à gauche
L = versione sinistra a specchio

▲ en stock
a stock

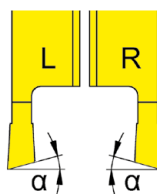
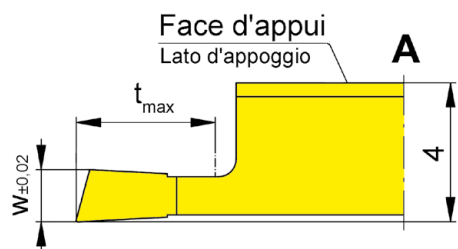
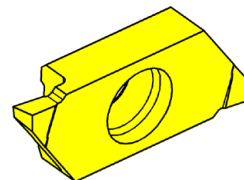
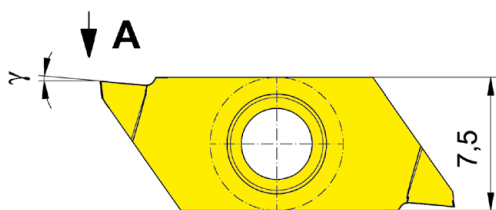
Nuance
Leghe
Δ 4 semaines
4 settimane

N° de commande Codice prodotto	w	t _{max}	α	γ	HIS	Nuance	
						IG35	TH35
RS274.1515.04.20	1,5	4	15°	5°	274040R	Δ	Δ
RS274.1520.06.20	2	6	15°	5°	274040R	Δ	Δ
LS274.1515.04.20	1,5	4	15°	5°	274040L	Δ	Δ
LS274.1520.06.20	2	6	15°	5°	274040L	Δ	Δ

tmax 6 mm ne peut être atteint seulement avec un diamètre de pièce Ø ≤ 25 mm.
tmax 6 mm può essere raggiunta solo lavorando pezzi con diam. Ø ≤ 25 mm.

P	-	●
M	●	●
K	-	●
N	-	●
S	●	●
H	-	-





R = version à droite représentée
R = versione destra come in figura

L = version à gauche
L = versione sinistra a specchio

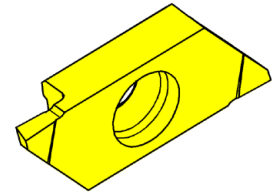
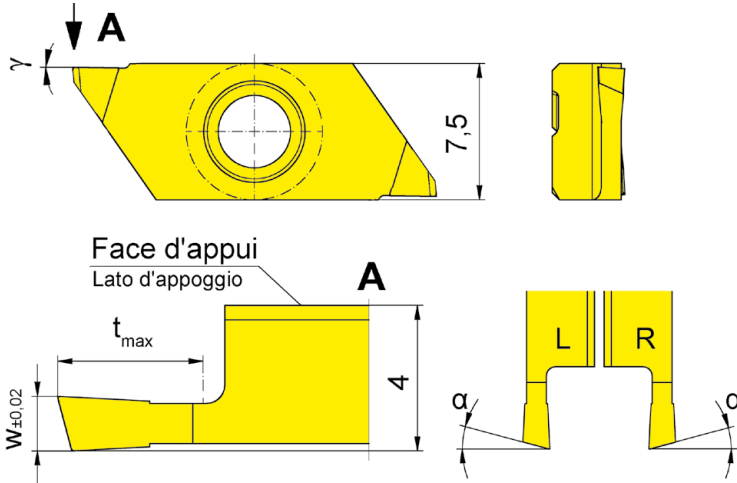
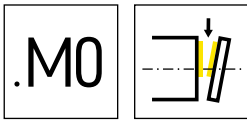
▲ en stock
a stock

Nuance
Leghe
Δ 4 semaines
4 settimane

N° de commande Codice prodotto	w	t _{max}	α	γ	HIS	IG35	TH35
RS274.1520.06.20L	2	6	15°	5°	274040R	Δ	Δ
LS274.1515.04.20R	1,5	4	15°	5°	274040L	Δ	Δ
LS274.1520.06.20R	2	6	15°	5°	274040L	Δ	Δ

t_{max} 6 mm ne peut être atteint seulement avec un diamètre de pièce Ø ≤ 25 mm.
t_{max} 6 mm può essere raggiunta solo lavorando pezzi con diam. Ø ≤ 25 mm.

P	-	●
M	●	●
K	-	●
N	-	●
S	●	●
H	-	-



R = version à droite représentée
R = versione destra come in figura

L = version à gauche
L = versione sinistra a specchio

▲ en stock
a stock

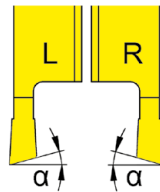
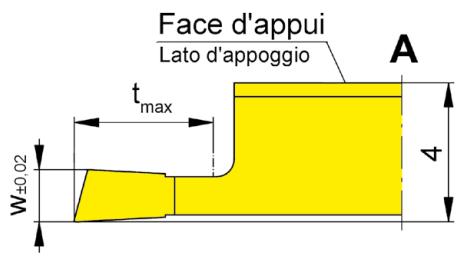
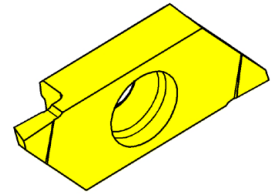
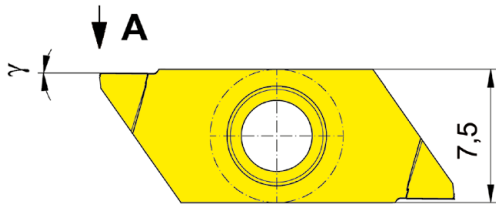
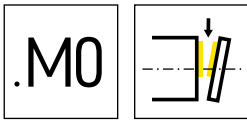
Nuance
Leghe
Δ 4 semaines
4 settimane

N° de commande Codice prodotto	w	t _{max}	α	γ	HIS	Nuance	
						IG35	TH35
RS274.1508.03.M0	0,8	3	15°	0°	274040R	Δ	Δ
RS274.1510.03.M0	1	3	15°	0°	274040R	Δ	▲
RS274.1515.04.M0	1,5	4	15°	0°	274040R	Δ	Δ
RS274.1520.06.M0	2	6	15°	0°	274040R	Δ	Δ
LS274.1508.03.M0	0,8	3	15°	0°	274040L	Δ	Δ
LS274.1510.03.M0	1	3	15°	0°	274040L	Δ	Δ
LS274.1515.04.M0	1,5	4	15°	0°	274040L	Δ	Δ
LS274.1520.06.M0	2	6	15°	0°	274040L	Δ	Δ

t_{max} 6 mm ne peut être atteint seulement avec un diamètre de pièce Ø ≤ 25 mm.
t_{max} 6 mm può essere raggiunta solo lavorando pezzi con diam. Ø ≤ 25 mm.

P	-	●
M	●	●
K	-	●
N	-	●
S	●	●
H	-	-





R = version à droite représentée
R = versione destra come in figura

L = version à gauche
L = versione sinistra a specchio

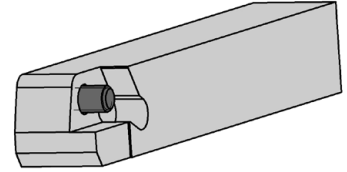
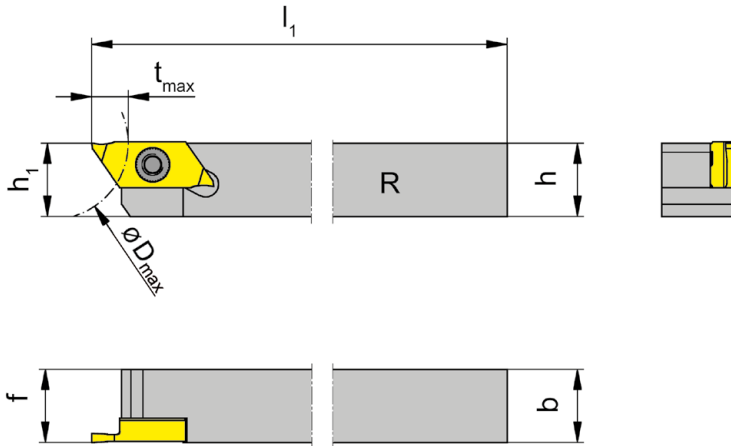
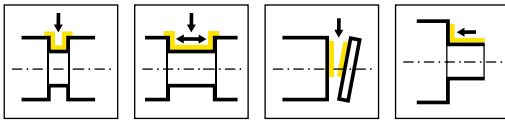
▲ en stock
a stock

Nuance
Leghe
Δ 4 semaines
4 settimane

N° de commande Codice prodotto	w	t _{max}	α	γ	HIS	IG35	TH35
RS274.1510.03.M0L	1	3	15°	0°	274040R	Δ	
RS274.1515.04.M0L	1,5	4	15°	0°	274040R	Δ	Δ
RS274.1520.06.M0L	2	6	15°	0°	274040R	Δ	Δ
LS274.1508.03.M0R	0,8	3	15°	0°	274040L	Δ	▲
LS274.1510.03.M0R	1	3	15°	0°	274040L	Δ	Δ
LS274.1515.04.M0R	1,5	4	15°	0°	274040L	Δ	Δ
LS274.1520.06.M0R	2	6	15°	0°	274040L	Δ	Δ

t_{max} 6 mm ne peut être atteint seulement avec un diamètre de pièce Ø ≤ 25 mm.
t_{max} 6 mm può essere raggiunta solo lavorando pezzi con diam. Ø ≤ 25 mm.

P	-	●
M	●	●
K	-	●
N	-	●
S	●	●
H	-	-



R = version à droite représentée
R = versione destra come in figura

L = version à gauche
L = versione sinistra a specchio

N° de commande Codice prodotto	h	b	l ₁	h ₁	f	t _{max}	D _{max}	HWS
RH274.1010.04.E	10	10	100	10	10	6	25	274140R
RH274.1212.04.E	12	12	100	12	12	6	25	274140R
RH274.1616.04.E	16	16	125	16	16	6	25	274140R
RH274.2020.04.E	20	20	125	20	20	6	25	274140R
LH274.1010.04.E	10	10	100	10	10	6	25	274140L
LH274.1212.04.E	12	12	100	12	12	6	25	274140L
LH274.1616.04.E	16	16	125	16	16	6	25	274140L
LH274.2020.04.E	20	20	125	20	20	6	25	274140L

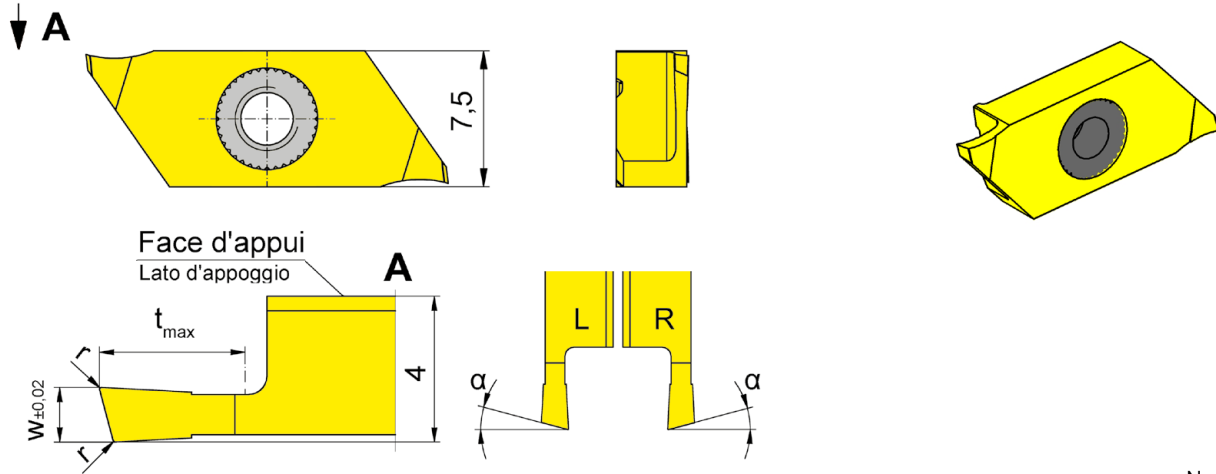
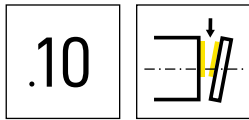
Pour le couple de serrage des vis, merci de vous reporter aux Informations Techniques.
Per il corretto serraggio dinamometrico del portainsero consultare le Informazioni Tecniche.

U

Pièces Détachées

Ricambi

Porte outils Portainsero	Vis de serrage Vite di serraggio	Tournevis TORX PLUS® Cacciavite TORX PLUS®
R/LH274...	030.3509.T15P	T15PQ



R = version à droite représentée
R = versione destra come in figura

L = version à gauche
L = versione sinistra a specchio

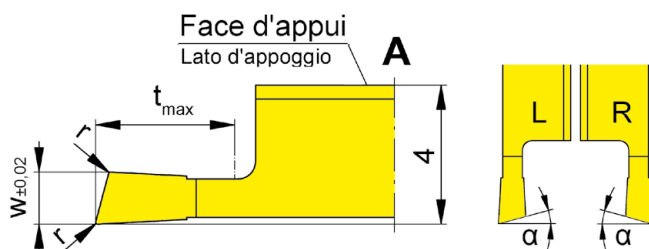
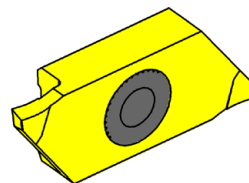
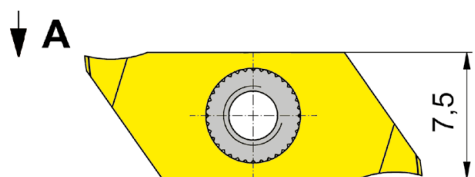
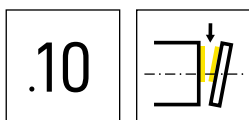
▲ en stock
a stock

Nuance
Leghe
Δ 4 semaines
4 settimane

N° de commande Codice prodotto	w	r	t _{max}	α	HIS	IG35	TH35
RS274.1508.03.10.E	0,8	0,05	3	15°	274140R	Δ	Δ
RS274.1510.03.10.E	1	0,05	3	15°	274140R	Δ	Δ
RS274.1515.04.10.E	1,5	0,05	4	15°	274140R	Δ	Δ
RS274.1520.06.10.E	2	0,05	6	15°	274140R	Δ	Δ
LS274.1508.03.10.E	0,8	0,05	3	15°	274140L	Δ	Δ
LS274.1510.03.10.E	1	0,05	3	15°	274140L	Δ	Δ
LS274.1515.04.10.E	1,5	0,05	4	15°	274140L	Δ	Δ
LS274.1520.06.10.E	2	0,05	6	15°	274140L	Δ	Δ

t_{max} 6 mm ne peut être atteint seulement avec un diamètre de pièce Ø ≤ 25 mm.
t_{max} 6 mm può essere raggiunta solo lavorando pezzi con diam. Ø ≤ 25 mm.

P	-	●
M	●	●
K	-	●
N	-	●
S	●	●
H	-	-



R = version à droite représentée
R = versione destra come in figura

L = version à gauche
L = versione sinistra a specchio

▲ en stock
a stock

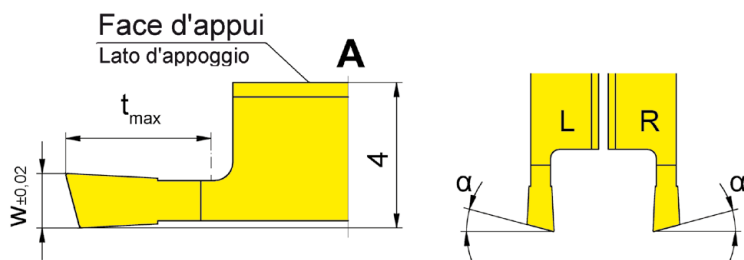
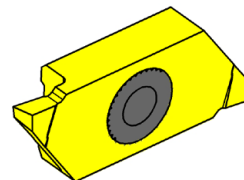
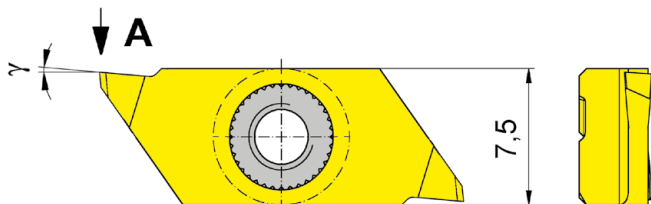
Nuance
Leghe
Δ 4 semaines
4 settimane

N° de commande Codice prodotto	w	r	t _{max}	α	HIS	IG35	TH35
RS274.1508.03.1L.E	0,8	0,05	3	15°	274140R	Δ	Δ
RS274.1510.03.1L.E	1	0,05	3	15°	274140R	Δ	Δ
RS274.1515.04.1L.E	1,5	0,05	4	15°	274140R	Δ	Δ
RS274.1520.06.1L.E	2	0,05	6	15°	274140R	Δ	Δ
LS274.1508.03.1R.E	0,8	0,05	3	15°	274140L	Δ	Δ
LS274.1510.03.1R.E	1	0,05	3	15°	274140L	Δ	Δ
LS274.1520.06.1R.E	2	0,05	6	15°	274140L	Δ	Δ

t_{max} 6 mm ne peut être atteint seulement avec un diamètre de pièce $\varnothing \leq 25$ mm.
t_{max} 6 mm può essere raggiunta solo lavorando pezzi con diam. $\varnothing \leq 25$ mm.

P	-	●
M	●	●
K	-	●
N	-	●
S	●	●
H	-	-





R = version à droite représentée
R = versione destra come in figura

L = version à gauche
L = versione sinistra a specchio

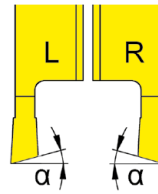
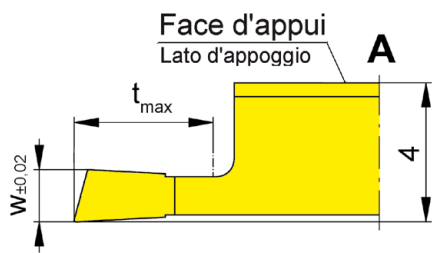
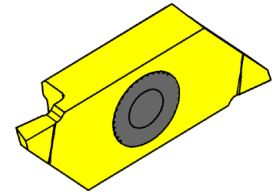
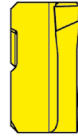
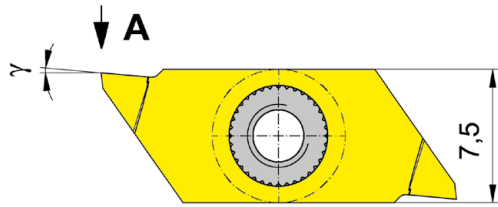
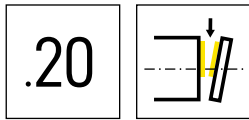
▲ en stock
a stock

Nuance
Leghe
Δ 4 semaines
4 settimane

N° de commande Codice prodotto	w	t _{max}	α	γ	HIS	IG35	TH35
RS274.1515.04.20.E	1,5	4	15°	5°	274140R	Δ	Δ
RS274.1520.06.20.E	2	6	15°	5°	274140R	Δ	Δ
LS274.1515.04.20.E	1,5	4	15°	5°	274140L	Δ	Δ
LS274.1520.06.20.E	2	6	15°	5°	274140L	Δ	Δ

t_{max} 6 mm ne peut être atteint seulement avec un diamètre de pièce Ø ≤ 25 mm.
t_{max} 6 mm può essere raggiunta solo lavorando pezzi con diam. Ø ≤ 25 mm.

P	-	●
M	●	●
K	-	●
N	-	●
S	●	●
H	-	-



R = version à droite représentée
R = versione destra come in figura

L = version à gauche
L = versione sinistra a specchio

▲ en stock
a stock

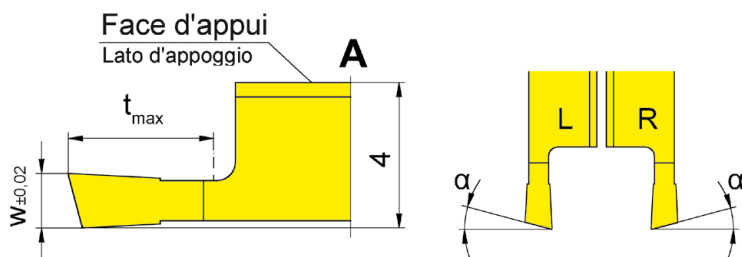
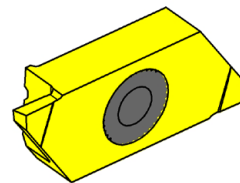
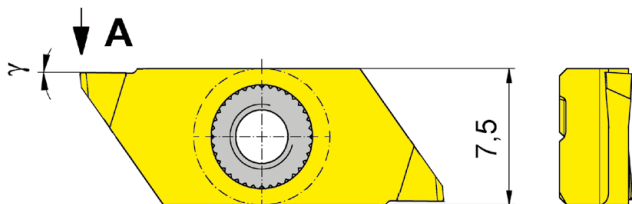
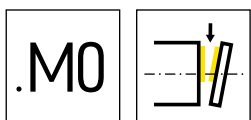
Nuance
Leghe
Δ 4 semaines
4 settimane

N° de commande Codice prodotto	w	t _{max}	α	γ	HIS	IG35	TH35
RS274.1515.04.2L.E	1,5	4	15°	5°	274140R	Δ	Δ
RS274.1520.06.2L.E	2	6	15°	5°	274140R	Δ	Δ
LS274.1515.04.2R.E	1,5	4	15°	5°	274140L	Δ	Δ
LS274.1520.06.2R.E	2	6	15°	5°	274140L	Δ	Δ

t_{max} 6 mm ne peut être atteint seulement avec un diamètre de pièce Ø ≤ 25 mm.
t_{max} 6 mm può essere raggiunta solo lavorando pezzi con diam. Ø ≤ 25 mm.

P	-	●
M	●	●
K	-	●
N	-	●
S	●	●
H	-	-





R = version à droite représentée
R = versione destra come in figura

L = version à gauche
L = versione sinistra a specchio

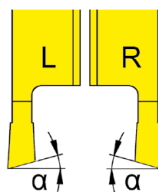
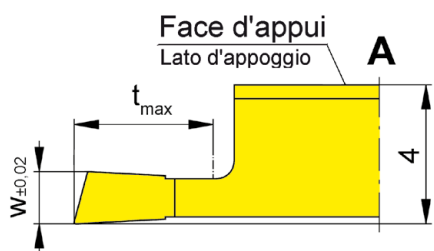
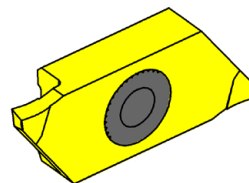
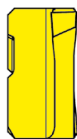
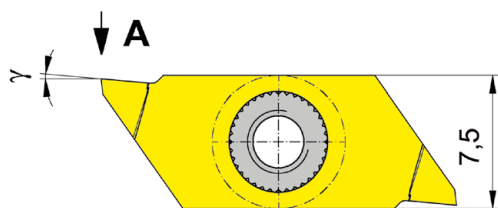
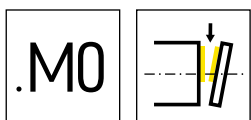
▲ en stock
a stock

Nuance
Leghe
Δ 4 semaines
4 settimane

N° de commande Codice prodotto	w	t _{max}	α	γ	HIS	IG35	TH35
RS274.1508.03.M0.E	0,8	3	15°	0°	274140R	Δ	Δ
RS274.1510.03.M0.E	1	3	15°	0°	274140R	Δ	Δ
RS274.1515.04.M0.E	1,5	4	15°	0°	274140R	Δ	Δ
RS274.1520.06.M0.E	2	6	15°	0°	274140R	Δ	Δ
LS274.1508.03.M0.E	0,8	3	15°	0°	274140L	Δ	Δ
LS274.1510.03.M0.E	1	3	15°	0°	274140L	Δ	Δ
LS274.1515.04.M0.E	1,5	4	15°	0°	274140L	Δ	Δ
LS274.1520.06.M0.E	2	6	15°	0°	274140L	Δ	Δ

t_{max} 6 mm ne peut être atteint seulement avec un diamètre de pièce Ø ≤ 25 mm.
t_{max} 6 mm può essere raggiunta solo lavorando pezzi con diam. Ø ≤ 25 mm.

P	-	●
M	●	●
K	-	●
N	-	●
S	●	●
H	-	-



R = version à droite représentée
R = versione destra come in figura

L = version à gauche
L = versione sinistra a specchio

▲ en stock
a stock

Nuance
Leghe
Δ 4 semaines
4 settimane

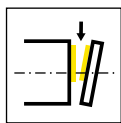
N° de commande Codice prodotto	w	t _{max}	α	γ	HIS	Nuance	
						IG35	TH35
RS274.1508.03.ML.E	0,8	3	15°	0°	274140R		Δ
RS274.1510.03.ML.E	1	3	15°	0°	274140R		Δ
RS274.1515.04.ML.E	1,5	4	15°	0°	274140R		Δ
RS274.1520.06.ML.E	2	6	15°	0°	274140R		Δ
LS274.1508.03.MR.E	0,8	3	15°	0°	274140L	Δ	
LS274.1510.03.MR.E	1	3	15°	0°	274140L	Δ	Δ
LS274.1515.04.MR.E	1,5	4	15°	0°	274140L		Δ
LS274.1520.06.MR.E	2	6	15°	0°	274140L	Δ	Δ

t_{max} 6 mm ne peut être atteint seulement avec un diamètre de pièce Ø ≤ 25 mm.
t_{max} 6 mm può essere raggiunta solo lavorando pezzi con diam. Ø ≤ 25 mm.

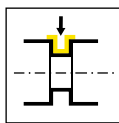
P	-	●
M	●	●
K	-	●
N	-	●
S	●	●
H	-	-



Porte outils
Portainsero
368/391




Page/Pag.
698-699

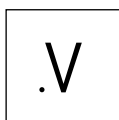


Page/Pag.
700

Plaque amovible
Inserto
312/S312



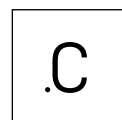
Page/Pag.
701



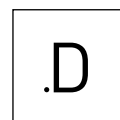
Page/Pag.
702



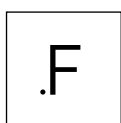
Page/Pag.
703



Page/Pag.
704-705



Page/Pag.
706



Page/Pag.
707

Informations techniques
Informazioni tecniche

Page/Pag.
713

312



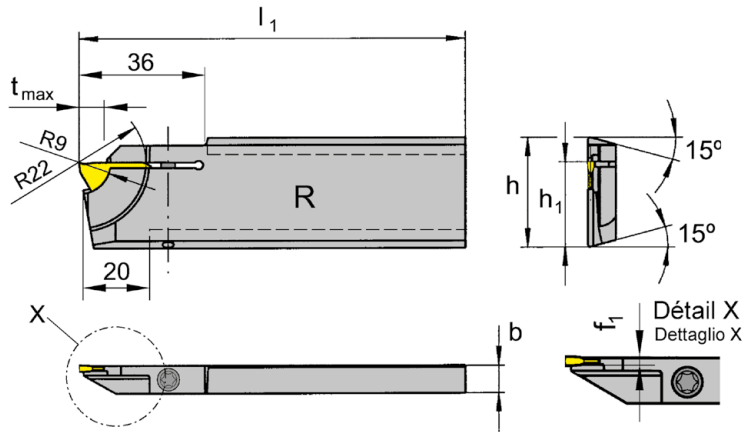
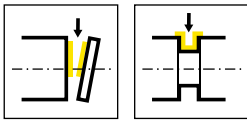
Porte outils et plaquettes

Largeur de gorge 0,5 - 3 mm

Portainsero e inserti

Larghezza della gola 0,5 - 3 mm

U



R = version à droite représentée
R = versione destra come in figura

L = version à gauche
L = versione sinistra a specchio

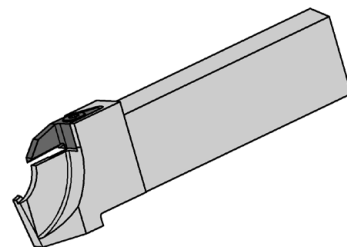
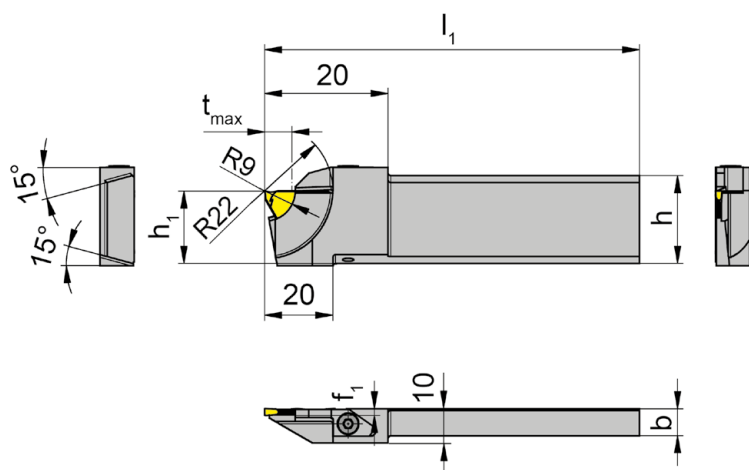
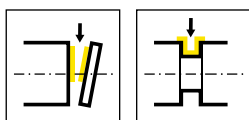
N° de commande Codice prodotto	h	b	l ₁	h ₁	f ₁	t _{max}	HWS
R368.2608.08	26	8	110	21,4	1	8	31208N
R368.3208.08	32	8	110	24,8	1	8	31208N
R368.2608.11	26	8	110	21,4	1,3	8	31211N
R368.3208.11	32	8	110	24,8	1,3	8	31211N
L368.2608.08	26	8	110	21,4	1	8	31208N
L368.3208.08	32	8	110	24,8	1	8	31208N
L368.2608.11	26	8	110	21,4	1,3	8	31211N
L368.3208.11	32	8	110	24,8	1,3	8	31211N

Pièces Détachées

Ricambi

Porte outils Portainsero	Vis de serrage Vite di serraggio	Tournevis TORX PLUS® Cacciavite TORX PLUS®
R/L368...	4.15T15P	T15PQ





R = version à droite représentée
R = versione destra come in figura

L = version à gauche
L = versione sinistra a specchio

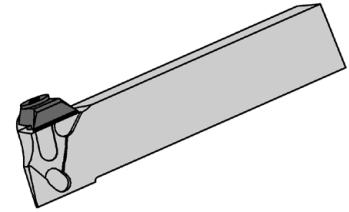
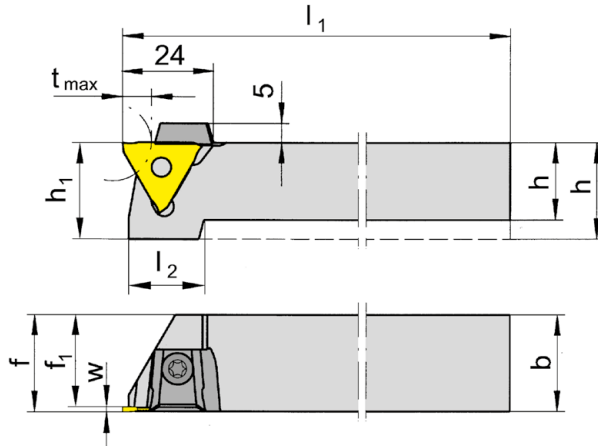
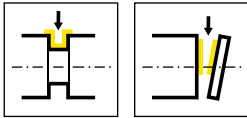
N° de commande Codice prodotto	l_1	h_1	HWS
R368.2608.10.01	110	21,2	31208N
L368.2608.10.01	110	21,2	31208N

Pièces Détachées

Ricambi

Porte outils Portainsero	Bride Staffa	Tournevis TORX PLUS® Cacciavite TORX PLUS®
R/L368.2608.10.01	010.0004.0536	T10PL





R = version à droite représentée
R = versione destra come in figura

L = version à gauche
L = versione sinistra a specchio

N° de commande Codice prodotto	h	b	l ₁	l ₂	h ₁	f ₁	f	t _{max}	HWS
R391.1212.01	12	12	100	21	21	10,5	f ₁ +w-a ₁	8	31201N • 31201R • 31201L • 31208N • 31211N
R391.1616.01	16	16	125	21	21	14,5	f ₁ +w-a ₁	8	31201N • 31201R • 31201L • 31208N • 31211N
R391.2020.01	20	20	125	21	21	18,5	f ₁ +w-a ₁	8	31201N • 31201R • 31201L • 31208N • 31211N
R391.2525.01	25	25	150	-	25	23,8	f ₁ +w-a ₁	8	31201N • 31201R • 31201L • 31208N • 31211N
L391.1212.01	12	12	100	21	21	10,5	f ₁ +w-a ₁	8	31201N • 31201R • 31201L • 31208N • 31211N
L391.1616.01	16	16	125	21	21	14,5	f ₁ +w-a ₁	8	31201N • 31201R • 31201L • 31208N • 31211N
L391.2020.01	20	20	125	21	21	18,5	f ₁ +w-a ₁	8	31201N • 31201R • 31201L • 31208N • 31211N
L391.2525.01	25	25	150	-	25	23,8	f ₁ +w-a ₁	8	31201N • 31201R • 31201L • 31208N • 31211N

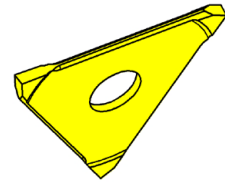
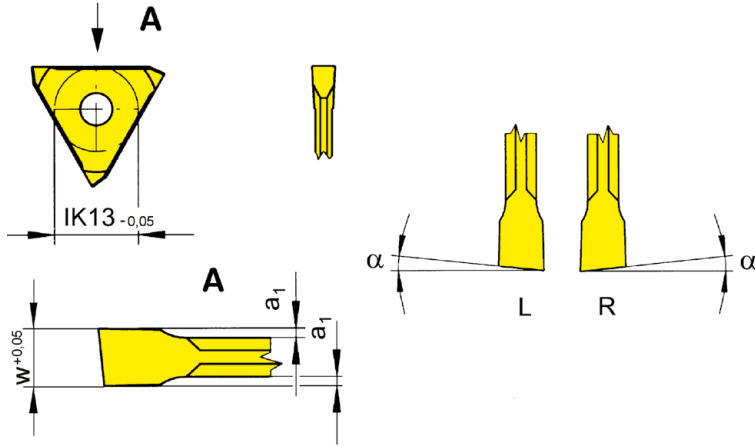
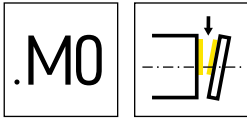
w, a1 voir plaquettes amovibles
w, a1 vd. inserti

tmax ne peut être atteint seulement avec un diamètre de pièce Ø ≤ 20 mm
tmax può essere raggiunta solo lavorando pezzi Ø ≤ 20 mm

Pièces Détachées

Ricambi

Porte outils Portainsero	Bride Staffa	Tournevis TORX PLUS® Cacciavite TORX PLUS®
R/L391.1212.01	12.3	T10PL
R/L391.1616.01	14.4	T15PQ
R/L391....	16.4	



R = version à droite représentée
R = versione destra come in figura

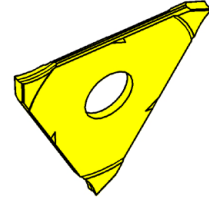
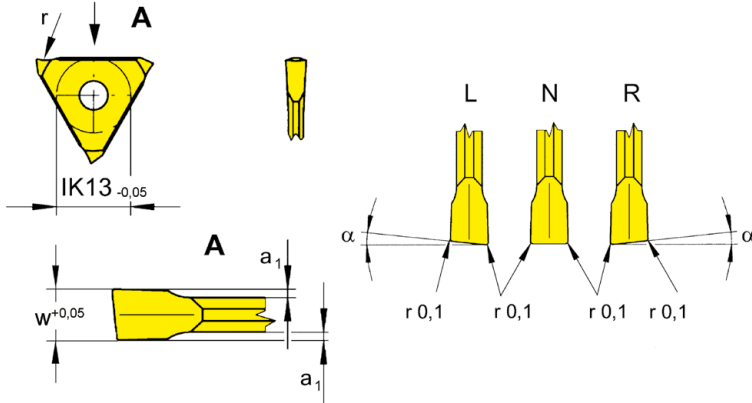
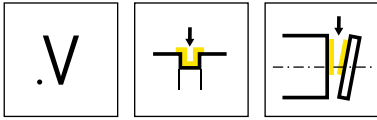
L = version à gauche
L = versione sinistra a specchio

▲ en stock
a stock

Nuance
Leghe
Δ 4 semaines
4 settimane

N° de commande Codice prodotto	w	t _{max}	α	a ₁	HIS	Nuance Leghe		
						K10	EG35	TF45
R312.0512.M0	1,2	8	5°	0,2	31208N	Δ	▲	▲
R312.0515.M0	1,5	8	5°	0,2	31211N	▲	▲	▲
L312.0512.M0	1,2	8	5°	0,2	31208N	Δ		▲
L312.0515.M0	1,5	8	5°	0,2	31211N	Δ	Δ	▲
P						●	●	●
M						○	●	●
K						●	○	●
N						●	-	●
S						○	-	●
H						-	-	-





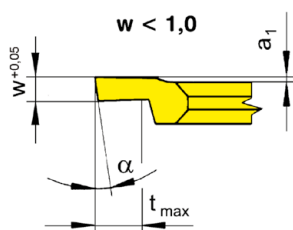
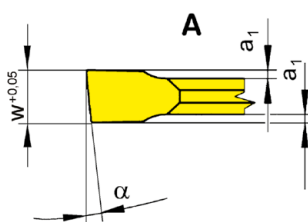
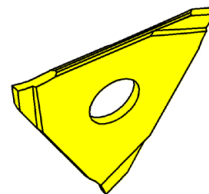
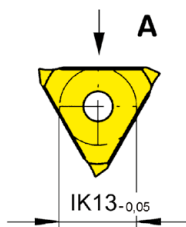
R = version à droite représentée
R = versione destra come in figura

L = version à gauche
L = versione sinistra a specchio

▲ en stock
a stock

Nuance
Leghe
Δ 4 semaines
4 settimane

N° de commande Codice prodotto	w	α	a ₁	HIS	Nuance / Leghe		
					EG35	TF45	TH35
R312.0512.V1	1,2	5°	0,2	31208N	▲	▲	
R312.0515.V1	1,5	5°	0,2	31211N	▲	▲	
R312.0520.V2	2	5°	0,2	31201N	▲		▲
L312.0512.V1	1,2	5°	0,2	31208N	▲	▲	
L312.0515.V1	1,5	5°	0,2	31211N	▲	▲	
L312.0520.V2	2	5°	0,2	31201N	▲		▲
312.0012.V1	1,2	0°	0,2	31208N	▲	▲	
312.0015.V1	1,5	0°	0,2	31211N	▲	▲	
					P	●	●
					M	●	●
					K	●	●
					N	-	●
					S	-	●
					H	-	-



R = version à droite représentée
R = versione destra come in figura

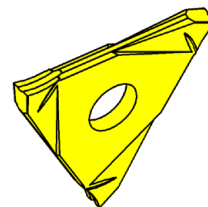
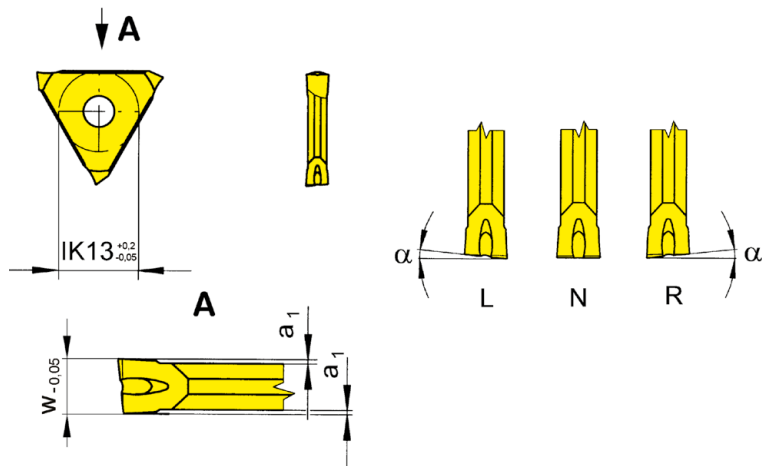
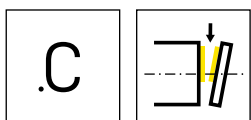
L = version à gauche
L = versione sinistra a specchio

▲ en stock
a stock

Nuance
Leghe
Δ 4 semaines
4 settimane

N° de commande Codice prodotto	w	t _{max}	α	a ₁	HIS					
						EG35	TF45	TF46	TI25	TN35
R312.0805.00	0,5	1	8°	0,1	31208N	▲	▲			
R312.0808.00	0,8	1,5	8°	0,1	31208N	▲	▲			
R312.0510.00	1	8	5°	0,1	31208N	▲	▲			
R312.1210.00	1	8	12°	0,1	31208N	▲	▲		Δ	▲
R312.0512.00	1,2	8	5°	0,2	31208N	▲	▲			
R312.0614.00	1,44	-	6°	0,2	31201N	▲	▲	▲	▲	▲
R312.0515.00	1,5	8	5°	0,2	31211N	▲	▲			
L312.0805.00	0,5	1	8°	0,1	31208N	▲	▲			
L312.0808.00	0,8	1,5	8°	0,1	31208N	▲	▲			
L312.0510.00	1	8	5°	0,1	31208N	▲	▲			
L312.1210.00	1	8	12°	0,1	31208N	▲	▲		Δ	▲
L312.0512.00	1,2	8	5°	0,2	31208N	▲	▲			
L312.0614.00	1,44	-	6°	0,2	31201N	▲	▲	Δ	▲	▲
L312.0515.00	1,5	8	5°	0,2	31211N	▲	▲			
P						●	●	●	●	●
M						●	●	○	●	●
K						○	●	●	●	●
N						-	●	●	●	●
S						-	●	○	●	●
H						-	-	-	-	-





R = version à droite représentée
R = versione destra come in figura

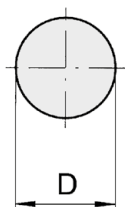
L = version à gauche
L = versione sinistra a specchio

▲ en stock
a stock

Nuance
Leghe
Δ 4 semaines
4 settimane

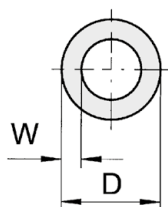
N° de commande Codice prodotto	w	α	a ₁	HIS	MG12	P20	EG55	TC92	TF45	TN32	TN35
R312.0514.00	1,44	5°	0,2	31201N • 31202N • 31201L • 31202L		Δ	Δ		▲		
R312.0518.00	1,99	5°	0,2	31202N • 31202L		▲	▲	Δ		▲	▲
R312.0521.00	2,29	5°	0,2	31202N • 31202L	Δ	Δ	▲	Δ		▲	▲
L312.0514.00	1,44	5°	0,2	31201N • 31202N • 31201L • 31202L		Δ	Δ		Δ		
L312.0518.00	1,99	5°	0,2	31202N • 31202L		▲	▲	Δ		▲	▲
L312.0521.00	2,29	5°	0,2	31202N • 31202L	Δ	▲	Δ	Δ		▲	▲
N312.0014.00	1,44	0°	0,2	31202N			▲	Δ	▲		
N312.0018.00	1,99	0°	0,2	31202N			▲	Δ	▲	Δ	Δ
N312.0021.00	2,29	0°	0,2	31202N		Δ		Δ			▲
Usinage extér.					P	O	●	●	●	●	●
pour le porte outil type 360 utiliser une plaquette droite pour un porte outil à gauche et une plaquette gauche pour un porte outil à droite					M	-	-	O	-	●	-
Lavorazione esterna: per portainsero tipo 360 utilizzare inserto destro su portainsero sinistro e inserto sinistro su portainsero destro					K	-	-	O	-	●	-
					N	-	-	-	-	●	-
					S	-	-	-	-	●	-
					H	-	-	-	-	-	-

Tronçonnage de barre
Troncatura di barre piene

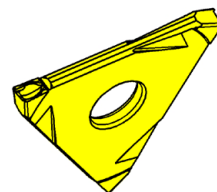
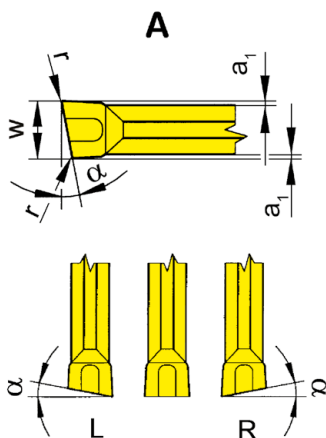
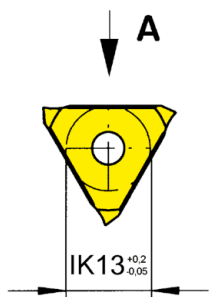
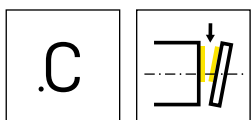


D 50 jusqu'à/fino a 11 mm

Tronçonnage de tube
Troncatura di tubi



D ≥ 50 jusqu'à/fino a W=5 mm
D ≤ 50 jusqu'à/fino a W=4 mm



R = version à droite représentée
R = versione destra come in figura

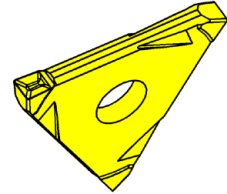
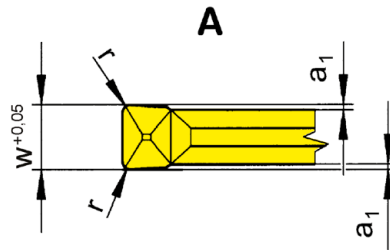
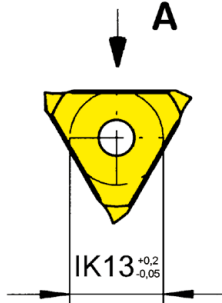
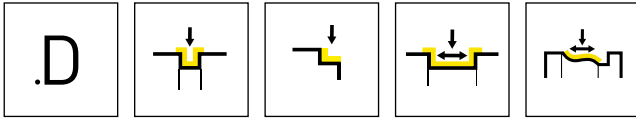
L = version à gauche
L = versione sinistra a specchio

▲ en stock
a stock

Nuance
Leghe
Δ 4 semaines
4 settimane

N° de commande Codice prodotto	w	r	α	a ₁	HIS	EG55	TF46	TI25
RS312.0520.C2	2	0,2	5°	0,25	31202N	▲	▲	▲
RS312.0525.C2	2,5	0,2	5°	0,25	31202N	Δ	▲	▲
RS312.0530.C2	3	0,2	5°	0,25	31203N	Δ	Δ	▲
LS312.0520.C2	2	0,2	5°	0,25	31202N	▲	Δ	▲
LS312.0525.C2	2,5	0,2	5°	0,25	31202N		Δ	▲
LS312.0530.C2	3	0,2	5°	0,25	31203N	Δ		Δ
S312.0200.C2	2	0,2	0°	0,25	31202N	▲	▲	▲
S312.0250.C2	2,5	0,2	0°	0,25	31202N	▲	Δ	▲
S312.0300.C2	3	0,2	0°	0,25	31203N	Δ	Δ	Δ
P	●	●	●					
M	○	○	●					
K	○	●	●					
N	-	●	●					
S	-	○	●					
H	-	-	-					





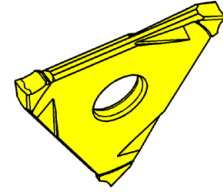
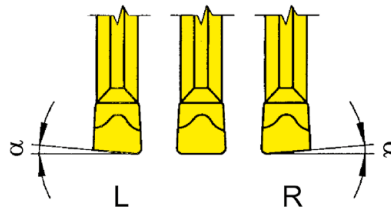
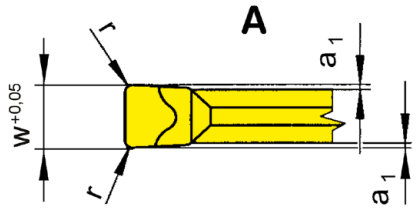
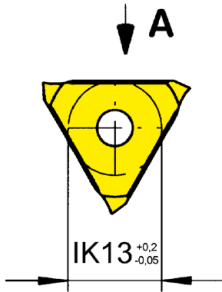
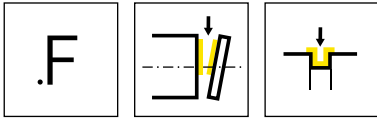
Nuance
Leghe

▲ en stock
a stock

Δ 4 semaines
4 settimane

N° de commande Codice prodotto	w	r	a ₁	HIS	AL96	AS62	AS66	EG56	TC92	TF45	TF46	TI25	TN32
S312.0200.D2	2	0,2	0,25	31202N	Δ	▲	▲	▲	Δ	Δ	▲	▲	▲
S312.0200.D4	2	0,4	0,25	31202N	Δ	▲	▲	▲	Δ	Δ	Δ	▲	▲
S312.0250.D2	2,5	0,2	0,25	31202N	Δ	▲	▲	▲	▲	▲	▲	▲	▲
S312.0250.D4	2,5	0,4	0,25	31202N	Δ	▲	▲	▲	▲	▲	▲	▲	▲
S312.0300.D2	3	0,2	0,25	31203N	Δ	Δ	▲	▲	Δ	▲	▲	▲	▲
S312.0300.D4	3	0,4	0,25	31203N	Δ	▲	▲	▲	Δ	Δ	Δ	Δ	▲
P					●	●	●	●	●	●	●	●	●
M					-	-	○	○	-	●	○	●	-
K					●	-	●	○	-	●	●	●	-
N					●	-	●	-	-	●	●	●	-
S					-	-	○	-	-	●	○	●	-
H					-	-	-	-	-	-	-	-	-

U



R = version à droite
R = versione destra

L = version à gauche
L = versione sinistra a specchio

▲ en stock
a stock

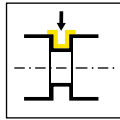
Δ 4 semaines
4 settimane

Nuance
Leghe

N° de commande Codice prodotto	w	r	α	a ₁	HIS	Nuance / Leghe					
						AL96	EG56	TC92	TF45	TF46	TI25
RS312.0520.F2	2	0,2	5°	0,25	31202N		Δ			▲	▲
RS312.0525.F2	2,5	0,2	5°	0,25	31202N		▲			▲	▲
LS312.0520.F2	2	0,2	5°	0,25	31202N		Δ			Δ	▲
LS312.0525.F2	2,5	0,2	5°	0,25	31202N		Δ				▲
S312.0200.F2	2	0,2	0°	0,25	31202N	Δ	▲	Δ	Δ	▲	▲
S312.0250.F2	2,5	0,2	0°	0,25	31202N	Δ	Δ	Δ	Δ	▲	▲
P						●	●	●	●	●	●
M						-	o	-	●	o	●
K						●	o	-	●	●	●
N						●	-	-	●	●	●
S						-	-	-	●	o	●
H						-	-	-	-	-	-



Porte outils
Portainsero
H316




Page/Pag.
710

Plaque amovible
Inserto
S316



Page/Pag.
711



Page/Pag.
712

Informations techniques
Informazioni tecniche

Page/Pag.
713

316



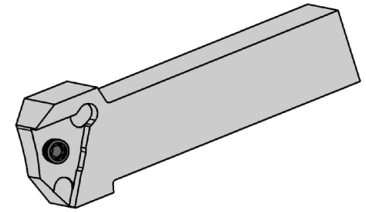
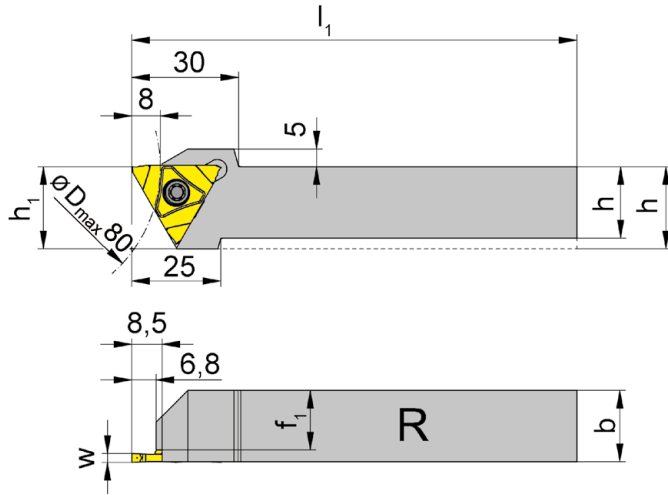
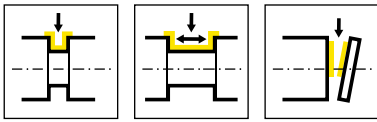
Porte outils et plaquettes

Largueur de gorge 2 - 3 mm

Portainserito e inserti

Larghezza della gola 2 - 3 mm

U



R = version à droite représentée
R = versione destra come in figura

L = version à gauche
L = versione sinistra a specchio

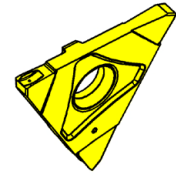
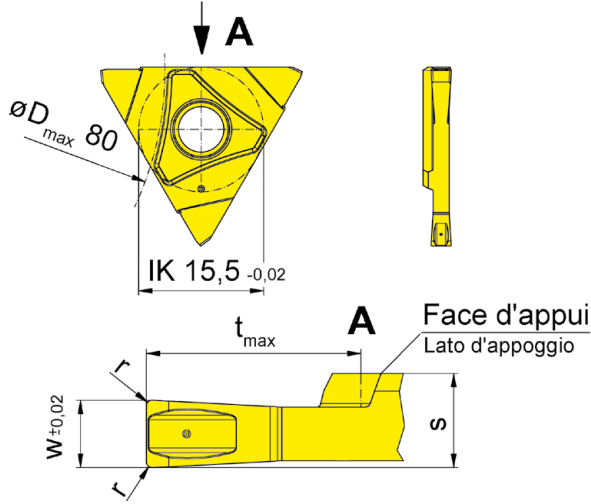
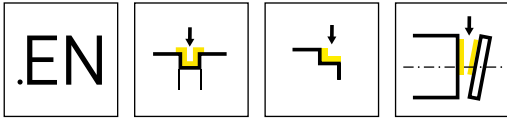
N° de commande Codice prodotto	h	b	l ₁	h ₁	f ₁	HWS
RH316.1616.S3.03	16	16	125	23	12,7	S31603R
RH316.2020.S3.03	20	20	125	23	16,7	S31603R
RH316.2525.S3.03	25	25	150	25	21,7	S31603R
RH316.3225.S3.03	32	25	150	32	21,7	S31603R
LH316.1616.S3.03	16	16	125	23	12,7	S31603L
LH316.2020.S3.03	20	20	125	23	16,7	S31603L
LH316.2525.S3.03	25	25	150	25	21,7	S31603L
LH316.3225.S3.03	32	25	150	32	21,7	S31603L

w voir plaquettes amovibles
w vd. inserti

Pièces Détachées

Ricambi

Porte outils Portainsero	Vis de serrage Vite di serraggio	Tournevis TORX PLUS® Cacciavite TORX PLUS®
R/LH316...	5.12T20P	T20PQ



R = version à droite représentée
R = versione destra come in figura

L = version à gauche
L = versione sinistra a specchio

▲ en stock
a stock

Nuance
Leghe
Δ 4 semaines
4 settimane

N° de commande Codice prodotto	w	r	t _{max}	s	HIS	AS6G
RS316.0200.EN2	2	0,2	8	3,5	S31603R	▲
RS316.0250.EN2	2,5	0,2	8	3,5	S31603R	▲
RS316.0300.EN2	3	0,2	8	3,5	S31603R	Δ
LS316.0200.EN2	2	0,2	8	3,5	S31603L	▲
LS316.0250.EN2	2,5	0,2	8	3,5	S31603L	▲
LS316.0300.EN2	3	0,2	8	3,5	S31603L	▲

Usinage extér.

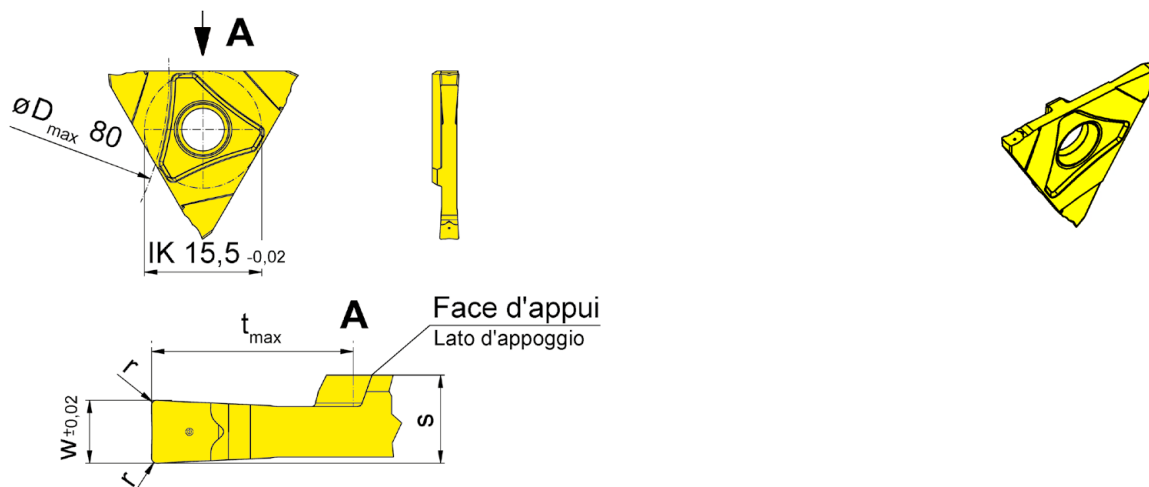
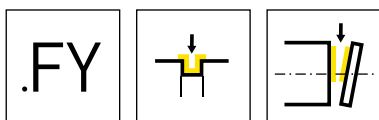
Utilisez des plaquettes à droite avec des porte outils à droite et des plaquettes à gauche avec des porte outils à gauche.

Lavorazione esterna:

Utilizzare inserto destro su portainsero destro e inserto sinistro su portainsero sinistro.

P	●
M	●
K	●
N	●
S	●
H	-





R = version à droite représentée
R = versione destra come in figura

L = version à gauche
L = versione sinistra a specchio

▲ en stock
a stock

Nuance
Leghe
Δ 4 semaines
4 settimane

N° de commande Codice prodotto	w	r	t _{max}	s	HIS	TI25
RS316.0150.FY1	1,5	0,1	8	3,3	S31603R	▲
RS316.0200.FY2	2	0,2	8	3,5	S31603R	▲
RS316.0250.FY2	2,5	0,2	8	3,5	S31603R	▲
RS316.0300.FY2	3	0,2	8	3,5	S31603R	▲
LS316.0150.FY1	1,5	0,1	8	3,3	S31603L	▲
LS316.0200.FY2	2	0,2	8	3,5	S31603L	▲
LS316.0250.FY2	2,5	0,2	8	3,5	S31603L	Δ
LS316.0300.FY2	3	0,2	8	3,5	S31603L	Δ
						P ●
						M ●
						K ●
						N ●
						S ●
						H -

U

Plaquettes avec une arête de coupe neutre

Dans la mesure du possible, il est préférable d'utiliser une plaquette avec une arête de coupe neutre.

Avantages : - durée de vie plus longue de l'outil
- meilleur contrôle des copeaux et meilleur état de surface
- possibilité d'usiner avec des paramètres maximums

Inserti con tagliente neutro

Laddove sia possibile è preferibile l' utilizzo di un inserto con tagliente neutro.

Avanzamenti: - maggior vita utensile
- miglior controllo trucioli e miglior qualità superficiale
- possibilità di lavorare al massimo dei parametri

Avances

Avec une plaquette ayant un angle de coupe, l' avance devra être réduite d' environ 40%. Cela peut aussi être sous l' influence de la matière à tronçonner.

Avanzamenti

Quando si lavora con un angolo del tagliente inclinato (inserti R o L) l' avanzamento dovrà essere ridotto fino al 40%. Questo può anche essere influenzato dalla tenacità del materiale da lavorare.

Contrôle du copeau

Le meilleur contrôle copeau est obtenu en choisissant la vitesse et l' avance la plus appropriée.

Controllo truciolo

Il miglior controllo truciolo e la miglior qualità superficiale si ottengono utilizzando le giuste velocità di taglio ed avanzamenti.

Éviter les bavures

L' utilisation de plaquettes droites ou gauches et d' une hauteur de centre correcte permet de réduire l' apparition d' un téton ou d' une bavure.

Evitare bave

L' utilizzo di inserti destri e sinistri e la corretta altezza del tagliente consente di ridurre la creazione di bave.

Tronçonnage avec contre broche

L' arrête sera protégée par l' utilisation d' un récupérateur de pièce.

Au moment de la séparation de la pièce il faut réduire l' avance jusqu' au centre.

Troncatura con contromandrino o sistema di presa pezzo

Il tagliente rimane protetto se si utilizza un contromandrino o un attrezzo per raccogliere il pezzo. Per la troncatura senza un supporto è necessario ridurre l' avanzamento quando ci si avvicina al centro barra.

Surfaces concaves ou convexes

Des surfaces convexes ou concaves seront évitées en utilisant des plaquettes à droites ou à gauches et en réduisant l' avance.

Superfici concave o convesse

Superfici concave o convesse si possono evitare utilizzando un inserto o destro o sinistro e riducendo l' avanzamento.

Arrosages

L' utilisation d' un lubrifiant améliore la durée de vie de l' outil.

Refrigerante

Un abbondante e ben diretto getto di refrigerante incrementa la vita utensile.



U

VDI



**Adaptateur VDI ISO 10889-1
et corps d'outils carrés avec
alimentation interne en
liquide de refroidissement**

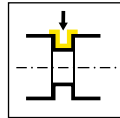
**Adattatore
VDI ISO 10889-1 per la
lubrificazione interna**

V

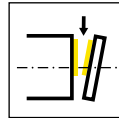
Informations techniques
Informazioni tecniche

Page/Pag.
717

Base de support
Attacco Base
VDI/NASH




Page/Pag.
718-721




Page/Pag.
722


Situation de montage radiale-droite
Situazione di installazione radiale-destra




Situation de montage radiale-gauche
Situazione di installazione radiale-sinistra



Situation de montage axial-droit
Situazione di installazione assiale-destra



Situation de montage axial-gauche
Situazione di installazione assiale-sinistra



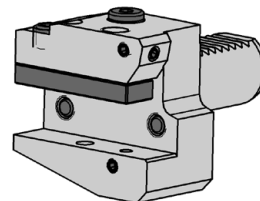
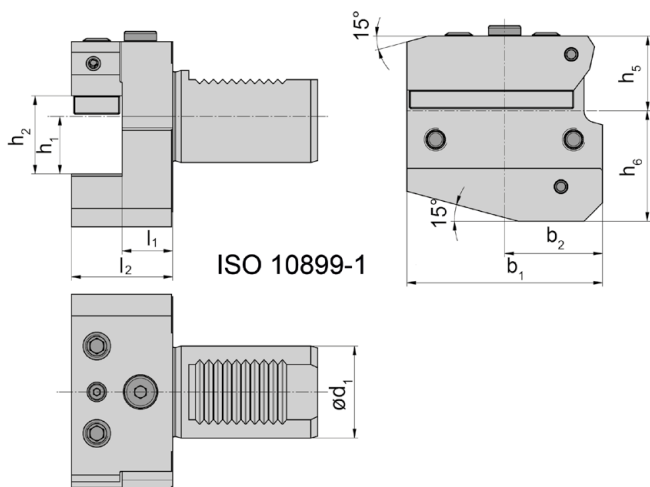
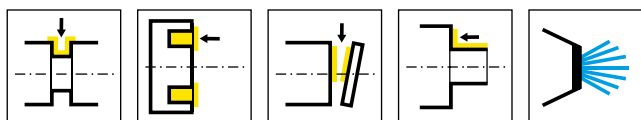


Illustration = Base de support type B1

Figura = Supporto base tipo B1

N° de commande Codice prodotto	l_1	l_2	d_1	h_1	h_2	h_5	h_6	b_1	b_2	Type Tipo	Système Sistema
VDI25.B1.16.30.IK	16	30	25	16	22	25	30	55	30	B1	VDI25
VDI25.B3.16.30.IK	16	30	25	16	22	-	30	55	30	B3	VDI25
VDI30.B1.20.40.IK	22	40	30	20	29	28	38	70	35	B1	VDI30
VDI30.B3.20.40.IK	22	40	30	20	29	-	38	70	35	B3	VDI30
VDI40.B1.25.44.IK	22	44	40	25	34	32,5	48	85	42,5	B1	VDI40
VDI40.B3.25.44.IK	22	44	40	25	34	-	48	85	42,5	B3	VDI40
VDI50.B1.25.52.IK	30	52	50	25	34	35	60	100	50	B1	VDI50
VDI50.B3.25.52.IK	30	52	50	25	34	-	60	100	50	B3	VDI50

Version B1 = position normale Version B3 = position au-dessus

Versione B1 = posizione normale Versione B3 = posizione ribaltata

Pièces Détachées

Ricambi

Base de support Attacco Base	Buse de pulvérisation d'arrosage Ugello nebulizzazione refrigerante
VDI25...	020.0806.3116

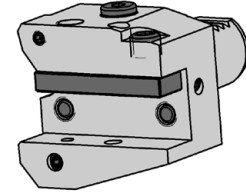
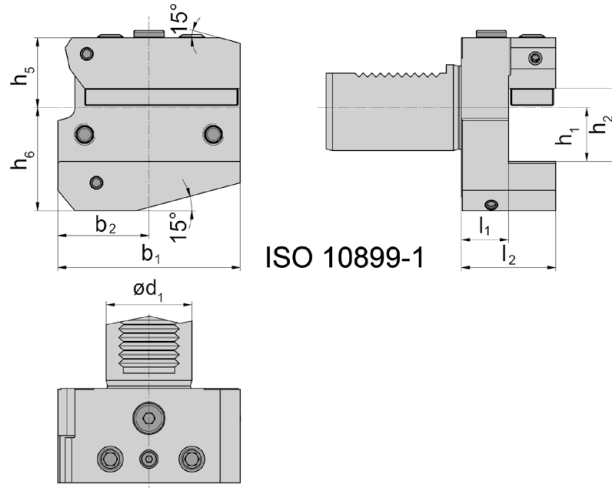
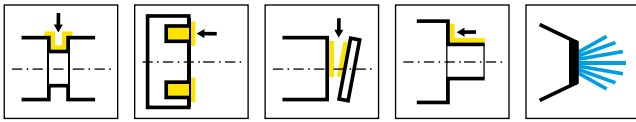


Illustration = Base de support type B2

Figura = Supporto base tipo B2

N° de commande Codice prodotto	l ₁	l ₂	d ₁	h ₁	h ₂	h ₅	h ₆	b ₁	b ₂	Type Tipo	Système Sistema
VDI25.B2.16.30.IK	16	30	25	16	22	25	30	55	30	B2	VDI25
VDI25.B4.16.30.IK	16	30	25	16	22	25	30	55	30	B4	VDI25
VDI30.B2.20.40.IK	22	40	30	20	29	28	38	70	35	B2	VDI30
VDI30.B4.20.40.IK	22	40	30	20	29	35	38	70	35	B4	VDI30
VDI40.B2.25.44.IK	22	44	40	25	34	32,5	48	85	42,5	B2	VDI40
VDI40.B4.25.44.IK	22	44	40	25	34	42,5	48	85	42,5	B4	VDI40
VDI50.B2.25.52.IK	30	52	50	25	34	35	60	100	50	B2	VDI50
VDI50.B4.25.52.IK	30	52	50	25	34	50	60	100	50	B4	VDI50

Version B2 = position normale Version B4 = position au-dessus

Versione B2 = Versione B4 =posizione ribaltata

Pièces Détachées

Ricambi

Base de support Attacco Base	Buse de pulvérisation d'arrosage Ugello nebulizzazione refrigerante
VDI25...	020.0806.3116



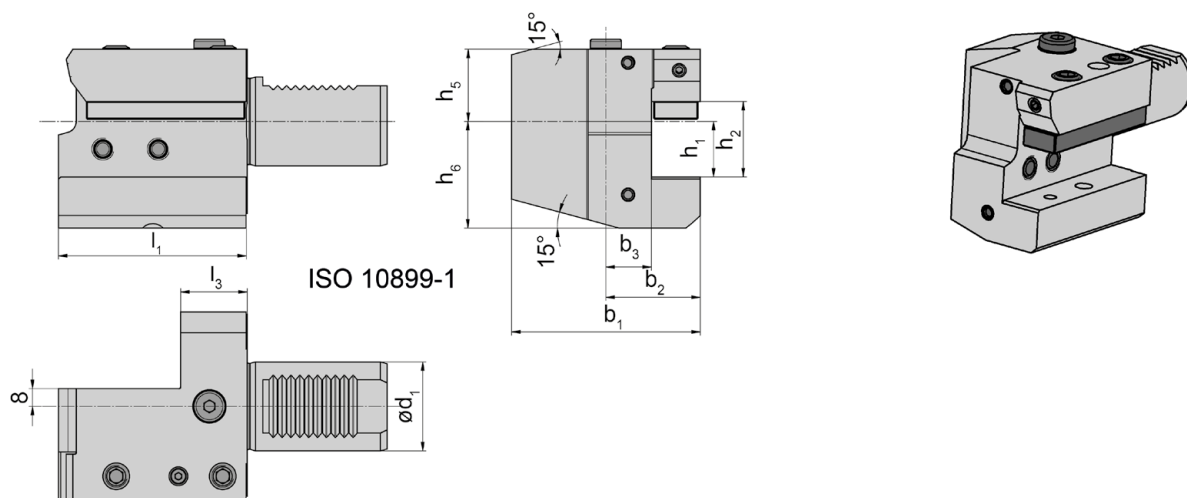
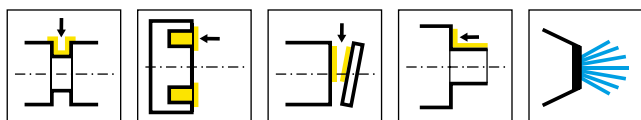


Illustration = Base de support type C1

Figura = Supporto base tipo C1

N° de commande Codice prodotto	l_1	d_1	h_1	h_2	h_5	h_6	b_1	b_3	b_2	l_3	Type Tipo	Système Sistema
VDI25.C1.16.IK	55	25	16	22	25	30	58	19	33	20	C1	VDI25
VDI25.C1.20.IK	70	25	20	29	25	37	58	15	33	20	C1	VDI25
VDI25.C3.16.IK	55	25	16	22	25	30	58	19	33	20	C3	VDI25
VDI25.C3.20.IK	70	25	20	29	25	37	62	19	33	20	C3	VDI25
VDI30.C1.20.IK	70	30	20	29	28	38	70	17	35	30	C1	VDI30
VDI30.C3.20.IK	70	30	20	29	35	38	70	17	35	30	C3	VDI30
VDI40.C1.25.IK	85	40	25	34	32,5	48	85	20,5	42,5	30	C1	VDI40
VDI40.C3.25.IK	85	40	25	34	42,5	48	85	20,5	42,5	30	C3	VDI40
VDI50.C1.25.IK	85	50	25	34	50	60	97,5	25,5	47,5	30	C1	VDI50
VDI50.C3.25.IK	85	50	25	34	50	60	97,5	25,5	47,5	30	C3	VDI50

Version C1 = position normale Version C3 = position au-dessus
Versione C1 = posizione normale Versione C3 = posizione ribaltata

V

Pièces Détachées

Ricambi

Base de support Attacco Base	Buse de pulvérisation d'arrosage Ugello nebulizzazione refrigerante
VDI25...	020.0806.3116

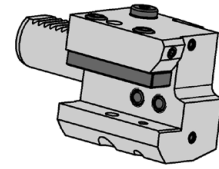
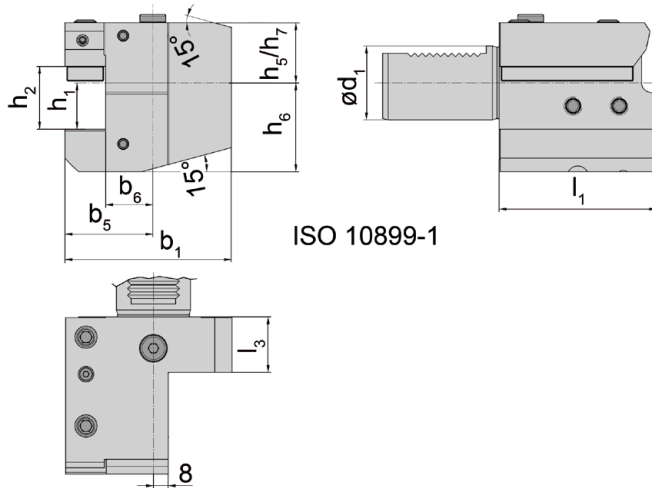
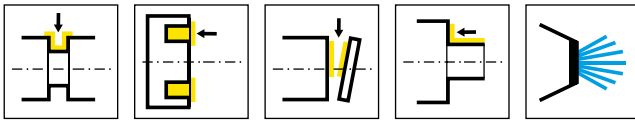


Illustration = Base de support type C2

Figura = Supporto base tipo C2

N° de commande Codice prodotto	d ₁	h ₁	h ₂	h ₅	h ₆	b ₁	b ₆	b ₅	l ₃	l ₁	Type Tipo	Système Sistema
VDI25.C2.16.IK	25	16	22	25	30	58	19	33	20	55	C2	VDI25
VDI25.C2.20.IK	25	20	29	25	37	62	19	37	20	70	C2	VDI25
VDI25.C4.16.IK	25	16	22	25	30	58	19	33	20	55	C4	VDI25
VDI25.C4.20.IK	25	20	29	25	37	58	15	33	20	70	C4	VDI25
VDI30.C2.20.IK	30	20	29	28	38	76	23	41	30	70	C2	VDI30
VDI30.C4.20.IK	30	20	29	35	38	76	23	41	30	70	C4	VDI30
VDI40.C2.25.IK	40	25	34	32,5	48	90	25,5	47,5	30	85	C2	VDI40
VDI40.C4.25.IK	40	25	34	42,5	48	90	25,5	47,5	30	85	C4	VDI40
VDI50.C2.25.IK	50	25	34	50	60	102,5	30,5	52,5	30	85	C2	VDI50
VDI50.C4.25.IK	50	25	34	50	60	97,5	25,5	47,5	30	85	C4	VDI50

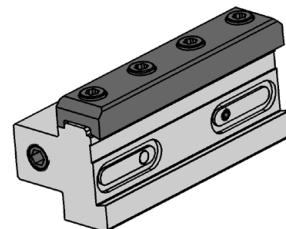
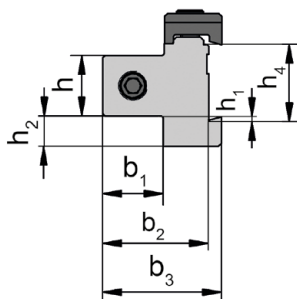
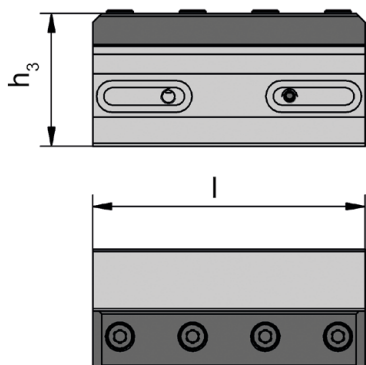
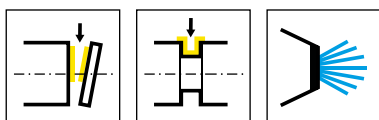
Version C2 = position normale Version C4 = position au-dessus

Versione C2 = posizione normale Versione C4 = posizione ribaltata

Pièces Détachées

Ricambi

Base de support Attacco Base	Buse de pulvérisation d'arrosage Ugello nebulizzazione refrigerante
VDI25...	020.0806.3116



N° de commande Codice prodotto	l	h	h ₁	h ₂	h ₃	h ₄	b ₁	b ₂	b ₃
NASH.2020.26.05.IK	90	20	1,4	10	43,9	26	20	35	39,2
NASH.2020.32.05.IK	110	20	4,8	10	46,5	32	20	35	39,2
NASH.2525.26.05.IK	90	25	3,6	10	48,9	26	25	40	44,2
NASH.2525.32.05.IK	110	25	0,2	10	51,5	32	25	40	44,2

V

Pièces Détachées

Ricambi

Base de support Attacco Base	Vis de serrage Vite di serraggio	Tournevis TORX PLUS® Cacciavite TORX PLUS®
NASH...	6.17T25P	T25PQ

105

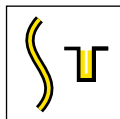


Porte outils et plaquettes

Portainsero e inserti

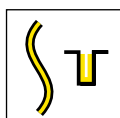
W

Porte outils
Portainsero
SB105.HSK/SB105

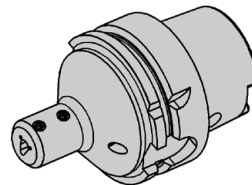
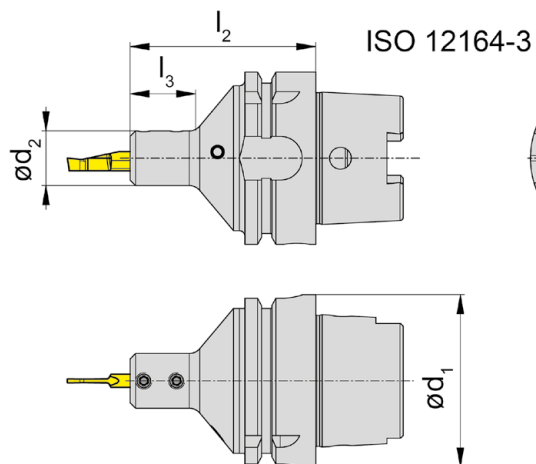
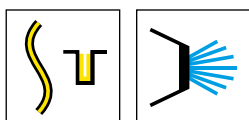


Page/Pag.
725-726

Plaquette
Inserto
P105



Page/Pag.
727



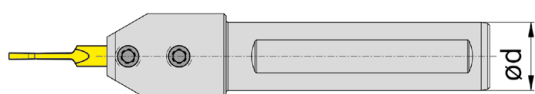
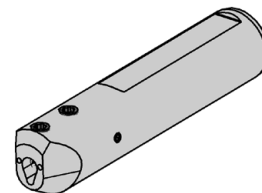
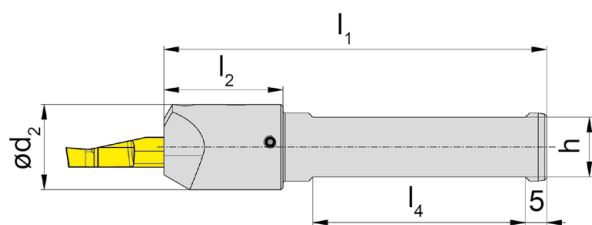
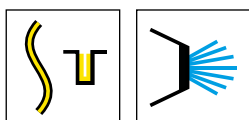
N° de commande Codice prodotto	d ₁	d ₂	l ₂	l ₃	HWS
SB105.HSK63.02.IK	63	20	68	24	105225

W

Pièces Détachées

Ricambi

Porte outils Portainsero	Vis de serrage Vite di serraggio	Tournevis TORX PLUS® Cacciavite TORX PLUS®
SB105.HSK63.02.IK	6.075T15P	T15PQ



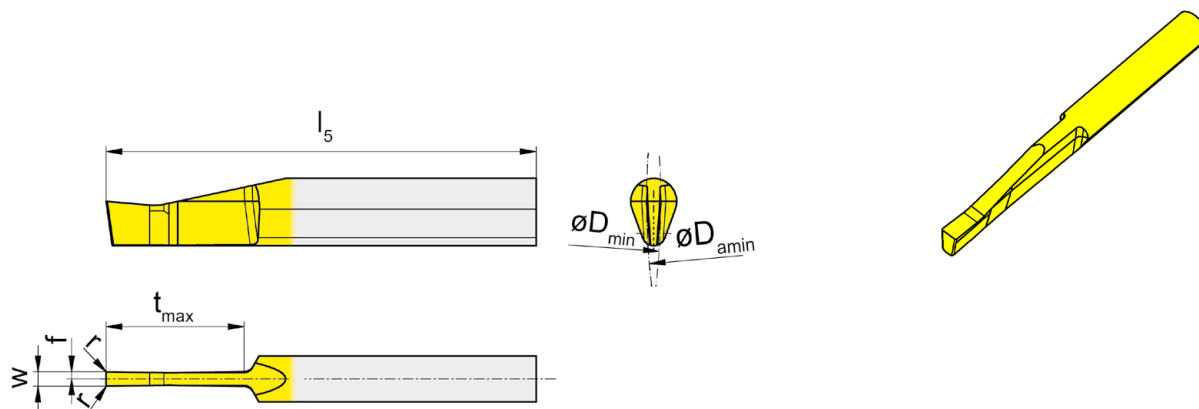
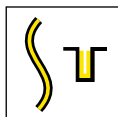
N° de commande Codice prodotto	d	d ₂	l ₁	l ₂	l ₄	h	HWS
SB105.0016.02.IK	16	20	90	28	50	14	105225
SB105.0020.02.IK	20	20	90	-	50	18	105225
SB105.0025.02.IK	25	25	90	-	50	23	105225

W

Pièces Détachées

Ricambi

Porte outils Portainsero	Vis de serrage Vite di serraggio	Tournevis TORX PLUS® Cacciavite TORX PLUS®
SB105...	6.075T15P	T15PQ



Nuance
Leghe


▲ en stock
a stock

Δ 4 semaines
4 settimane

N° de commande Codice prodotto	w	r	f	b	l_5	t_{max}	D_{min}	$D_{a\ min}$	HIS	EG35
P105.1515.12.75.01	1,5	0,15	0,75	7	45	12	150	150	105225	▲
P105.2020.16.75.01	2	0,2	1	7	45	16	150	150	105225	▲
P105.2520.22.75.01	2,5	0,2	2,25	7	50	22	150	150	105225	▲
P105.3025.25.75.01	3	0,25	1,5	7	55	25	150	150	105225	▲
P105.4025.35.75.01	4	0,25	2	7	65	35	150	150	105225	▲
										P ●
										M ●
										K ○
										N -
										S -
										H -

Longueur de serrage 22 mm
Lunghezza di bloccaggio 22 mm





W



Systeme/Sistema

Page/Pag.

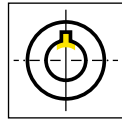
105/110

730

117/356

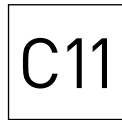
762

Porte outils
Portainsero
SB105/SB110/B105



Page/Pag.
732-739

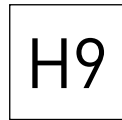
Plaquette
Inserto
N105/N110



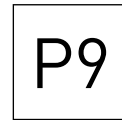
Page/Pag.
740, 749



Page/Pag.
741, 750




Page/Pag.
742, 751



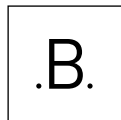
Page/Pag.
743, 752



Page/Pag.
744, 753



Page/Pag.
745-748



Page/Pag.
754-757

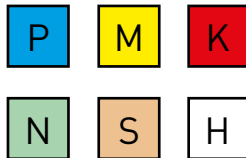

Vue d'ensemble
Vista d'insieme

Page/Pag.
758-760

Géométrie
Geometria



Matière
Materiale

Usinage
Lavorazione



Recommended for: Broaching units
Recommandé pour: Unités de brochage

$ap = 0,02 - 0,15 \text{ mm}$



Recommandé pour: brochage conventionnel
Raccomandata per stozzatura cnc convenzionale

$ap = 0,02 - 0,15 \text{ mm}$

X

105/110

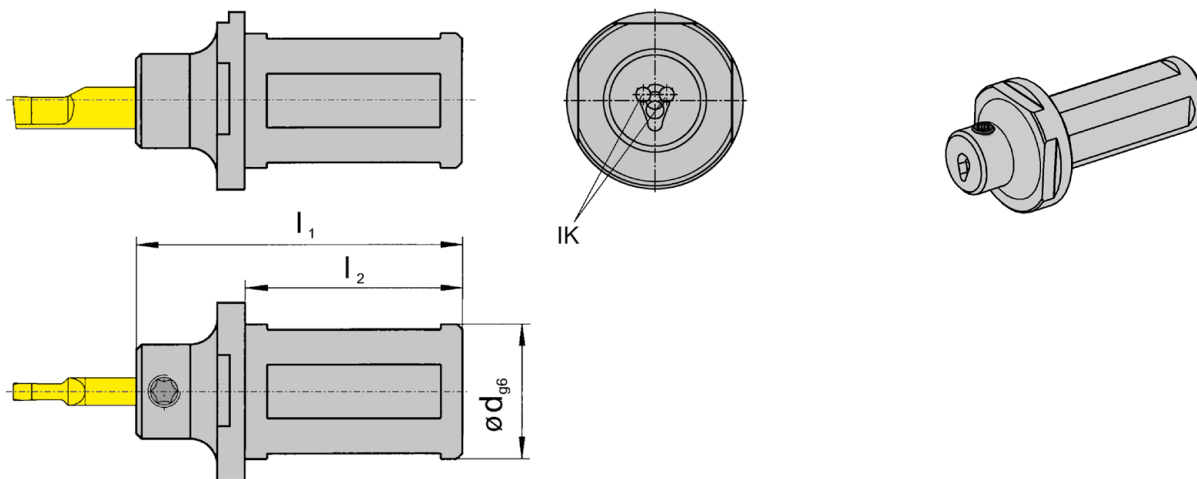
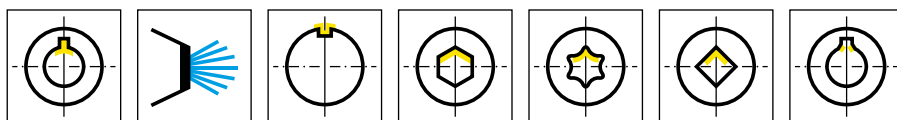


Porte outils et plaquettes

Ø Alésage à partir de 6 mm

Portainsero e inserti

Foro-Ø da 6 mm



N° de commande Codice prodotto	d	l ₁	l ₂	D _{min}	HWS
SB105.0016.1.01.IK	16	73	50	6	105125
SB105.0020.1.01.IK	20	73	50	6	105125
SB105.0022.1.01.IK	22	73	50	6	105125
SB105.0025.1.01.IK	25	73	50	6	105125
SB105.0032.1.01.IK	32	73	50	6	105125

X

Pièces Détachées

Ricambi

Porte outils Portainsero	Vis de serrage Vite di serraggio	Tournevis TORX PLUS® Cacciavite TORX PLUS®
SB105...	6.075T15P	T15PQ

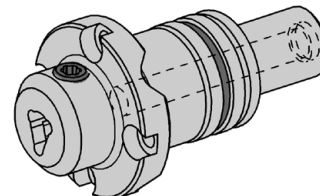
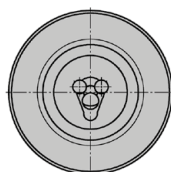
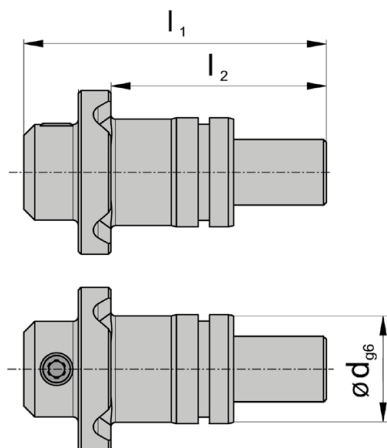
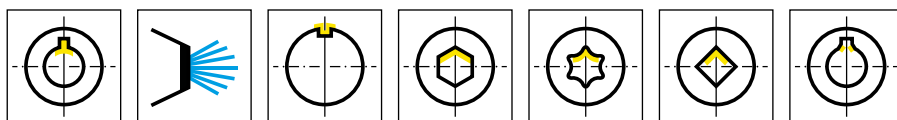


Illustration = Système SB105

Figura = Sistema SB105

N° de commande Codice prodotto	d	l ₁	l ₂	D _{min}	HWS	HMS
SB105.0020.E5.01.IK	20	55,5	39,5	6	105125	Benz
SB110.0020.E5.02.IK	20	70	39,5	9	110260	Benz

Seulement utilisable pour les dispositifs de brochage EWSP20, BENZ LinA 4.0 avec IK
Utilizzabile solamente con unità a stozzare EWSP20, BENZ LinA 4.0 con IK

Longueur de serrage des plaquette

Type 105 = 12mm

Type 110 = 26 mm

Lunghezza di serraggio degli inserti

Tipo 105 = 12 mm

Tipo 110 = 26 mm

Pièces Détachées

Ricambi

Porte outils Portainsero	Vis de serrage Vite di serraggio	Tournevis TORX PLUS® Cacciavite TORX PLUS®
SB105...	6.075T15P	T15PQ

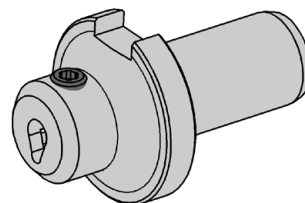
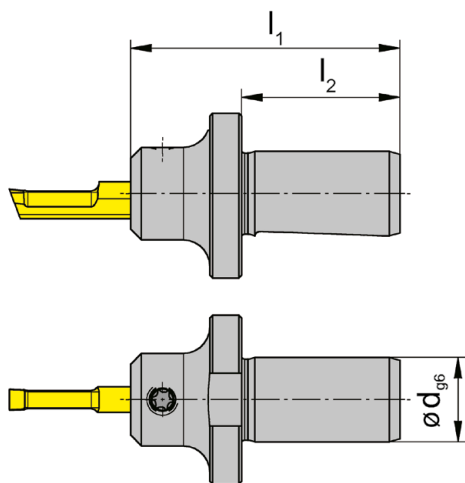
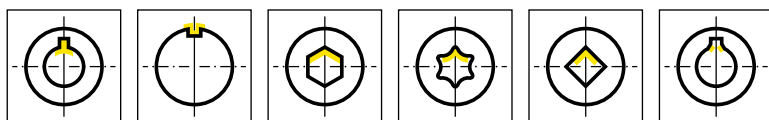


Illustration = Système SB105

Figura = Sistema SB105

N° de commande Codice prodotto	d	l ₁	l ₂	D _{min}	HWS	HMS
SB105.0016.E1.01	16	51	30	6	105125	Benz
SB110.0016.E1.02	16	72	30	9	110260	Benz

Seulement utilisable pour les dispositifs de brochage EWS, BENZ LinA

Utilizzabile solamente con unità a stozzare EWS, BENZ LinA

Longueur de serrage des plaquette

Type 105 = 12mm

Type 110 = 26 mm

Lunghezza di serraggio degli inserti

Tipo 105 = 12 mm

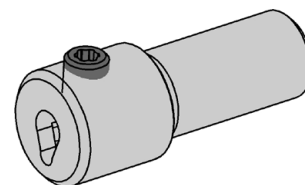
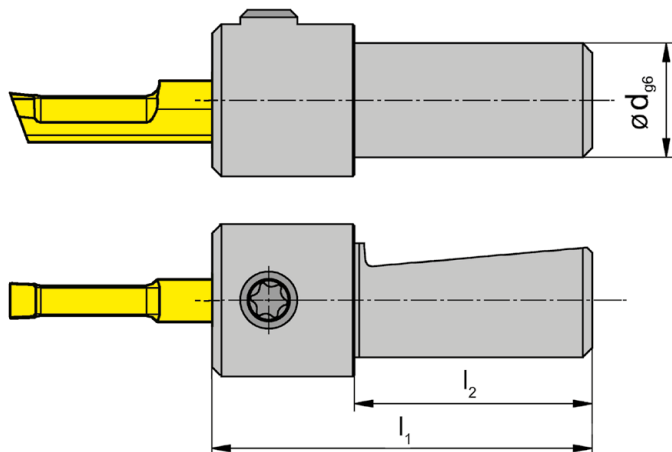
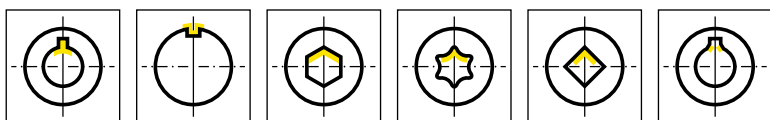
Tipo 110 = 26 mm

X

Pièces Détachées

Ricambi

Porte outils Portainsero	Vis de serrage Vite di serraggio	Tournevis TORX PLUS® Cacciavite TORX PLUS®
SB105...	6.075T15P	T15PQ



N° de commande Codice prodotto	d	l_1	l_2	D_{min}	HWS	HMS
B105.0012.0220	12	40	25	6	105125	Schwarzer

Pour les dispositifs de brochage Schwarzer
Per Unità a Stozzare Schwarzer

Longueur de serrage des plaquettes = 12 mm!
Lunghezza di serraggio dell'inserto = 12 mm!

Pièces Détachées

Ricambi

Porte outils Portainsero	Vis de serrage Vite di serraggio	Tournevis TORX PLUS® Cacciavite TORX PLUS®
B105.0012.0220	6.075T15P	T15PQ

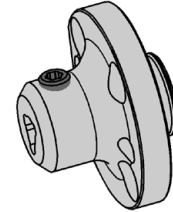
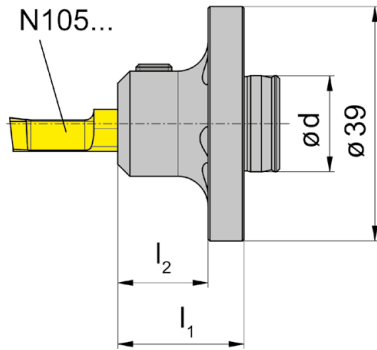
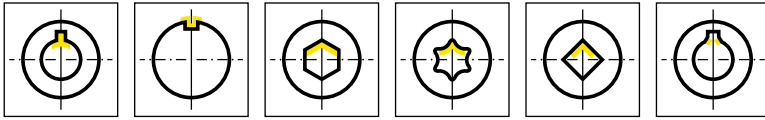


Illustration = Système SB105

Figura = Sistema SB105

N° de commande Codice prodotto	d	l ₁	l ₂	D _{min}	HWS	HMS
SB105.1816.W1.01	16	21	15	6	105125	WTO
SB110.2016.W1.02	16	42	36	9	110260	WTO

Pour les dispositifs de brochage WTO

Per Unità a Stozzare WTO

Longueur de serrage des plaquette

Type 105 = 12mm

Type 110 = 26 mm

Lunghezza di serraggio degli inserti

Tipo 105 = 12 mm

Tipo 110 = 26 mm

X

Pièces Détachées

Ricambi

Porte outils Portainsero	Vis de serrage Vite di serraggio	Tournevis TORX PLUS® Cacciavite TORX PLUS®
SB105...	6.075T15P	T15PQ

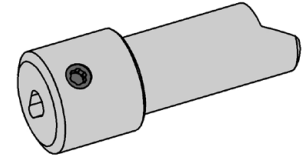
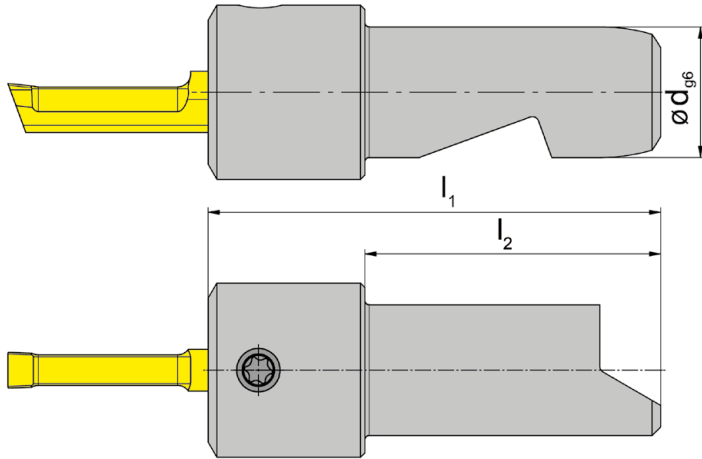
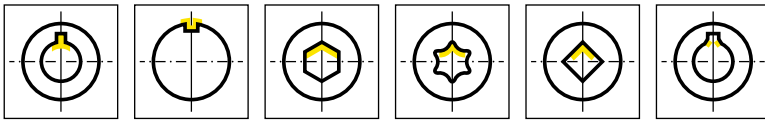


Illustration = Système SB105

Figura = Sistema SB105

N° de commande Codice prodotto	d	l ₁	l ₂	D _{min}	HWS	HMS
SB105.0015.S1.01	15	52	34	6	105125	Schwarzer
SB110.0015.S1.02	15	66	34	9	110260	Schwarzer

Pour les dispositifs de brochage Schwarzer „2 sur 1“
Per Unità a Stozzare Schwarzer „2in1“

Longueur de serrage des plaquette

Type 105 = 12mm

Type 110 = 26 mm

Lunghezza di serraggio degli inserti

Tipo 105 = 12 mm

Tipo 110 = 26 mm

Pièces Détachées

Ricambi

Porte outils Portainsero	Vis de serrage Vite di serraggio	Tournevis TORX PLUS® Cacciavite TORX PLUS®
SB105...	6.075T15P	T15PQ

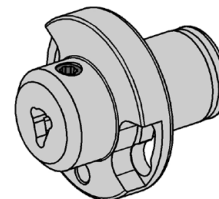
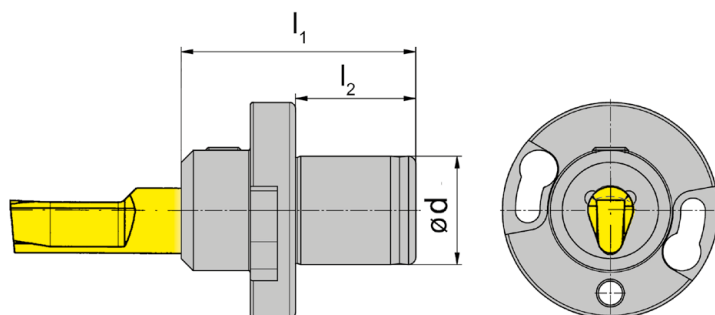
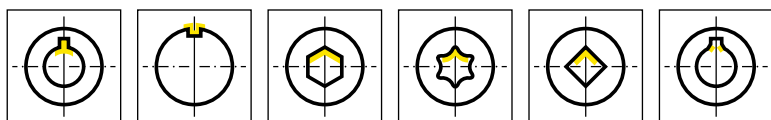


Illustration = Système SB105

Figura = Sistema SB105

N° de commande Codice prodotto	d	l ₁	l ₂	D _{min}	HWS	HMS
SB105.0018.A.01	18	38	20	6	105125	AR2P
SB110.0018.A.01	18	39	20	6	110260	AR2P
SB110.0018.A.02	18	52	20	6	110260	AR2P

Pour les dispositifs de brochage AP2R/AP3R

Per Unità a Stozzare AP2R/AP3R

Longueur de serrage des plaquette

Type 105 = 12mm

Type 110 = 26 mm

Lunghezza di serraggio degli inserti

Tipo 105 = 12 mm

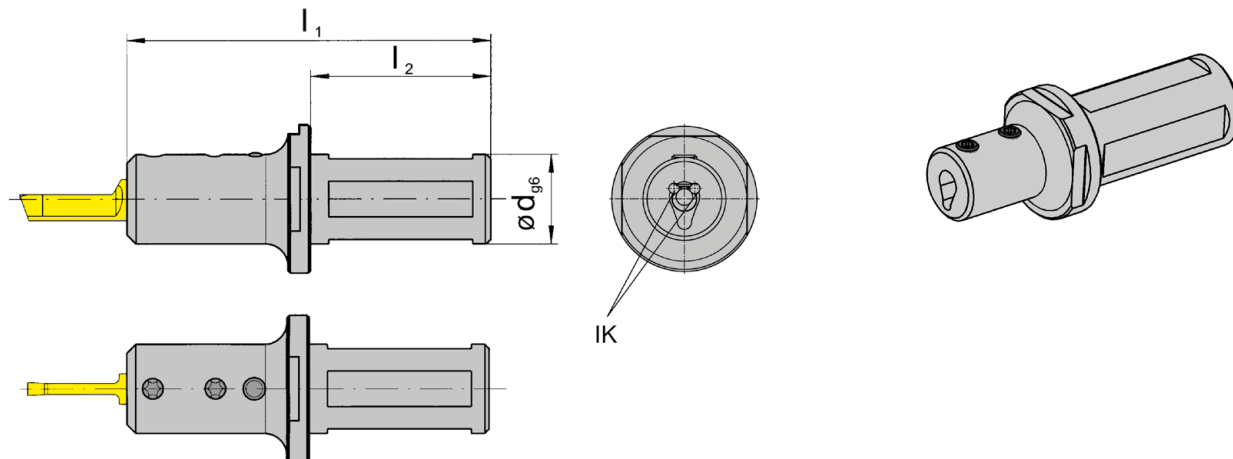
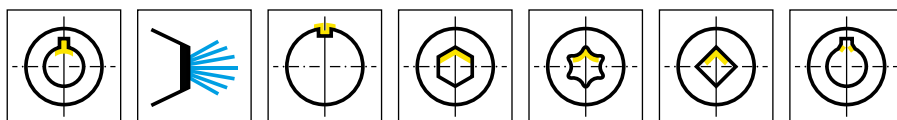
Tipo 110 = 26 mm

X

Pièces Détachées

Ricambi

Porte outils Portainsero	Vis de serrage Vite di serraggio	Tournevis TORX PLUS® Cacciavite TORX PLUS®
SB105...	6.075T15P	T15PQ

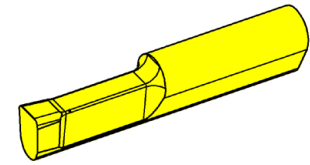
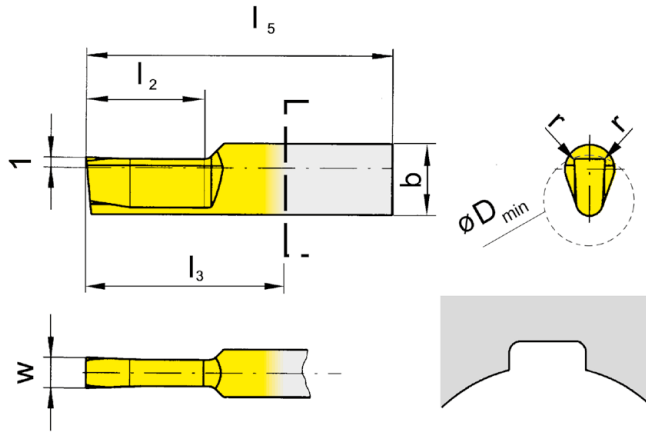
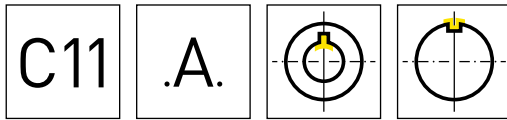


N° de commande Codice prodotto	d	l ₁	l ₂	D _{min}	HWS
SB110.0020.1.02.IK	20	88	50	9	110260
SB110.0025.1.02.IK	25	88	50	9	110260
SB110.0032.1.02.IK	32	88	50	9	110260

Pièces Détachées

Ricambi

Porte outils Portainsero	Vis de serrage Vite di serraggio	Tournevis TORX PLUS® Cacciavite TORX PLUS®
SB110...	6.075T15P	T15PQ



Nuance
Leghe

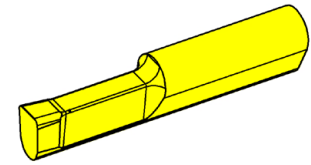
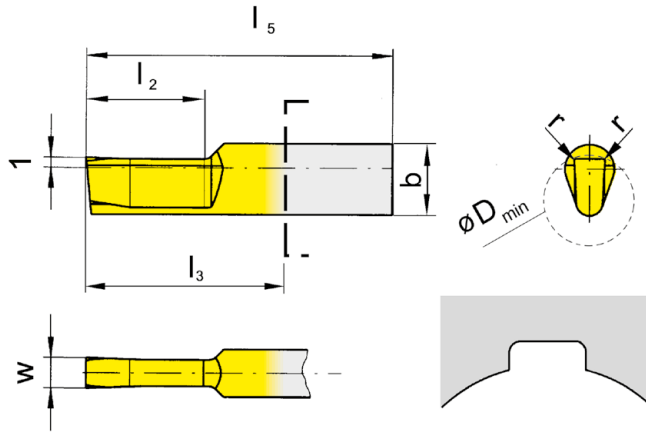
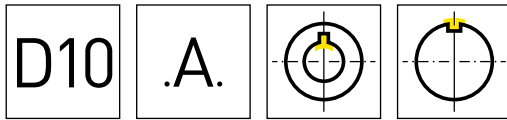
▲ en stock
a stock

Δ 4 semaines
4 settimane

N° de commande Codice prodotto	w	b	l ₅	l ₂	l ₃	r	D _{min}	HIS	AN25
N105.0210.2.08.A2	2,11	7	30	12	18	0,35	6	105125	▲
N105.0310.2.10.A2	3,11	7	30	12	18	0,35	6,5	105125	▲
N105.0310.2.13.A2	3,11	7	30	12	18	0,5	6,5	105125	▲
N105.0410.2.16.A2	4,14	7	30	12	18	0,5	6,5	105125	▲
N110.0510.05.04.A2	5,14	-	60	25	34	0,5	9	110260	▲
N110.0510.05.07.A2	5,14	-	75	40	49	0,5	9	110260	▲
N110.0610.05.04.A2	6,14	-	60	25	34	0,5	10	110260	Δ
N110.0610.05.07.A2	6,14	-	75	40	49	0,5	10	110260	Δ

Recommandé pour: Unités de brochage
Raccomandato per unità a stozzare motorizzate

P	●
M	o
K	-
N	-
S	-
H	-



Nuance
Leghe

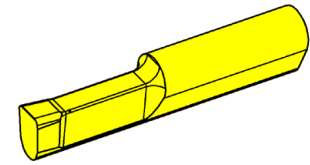
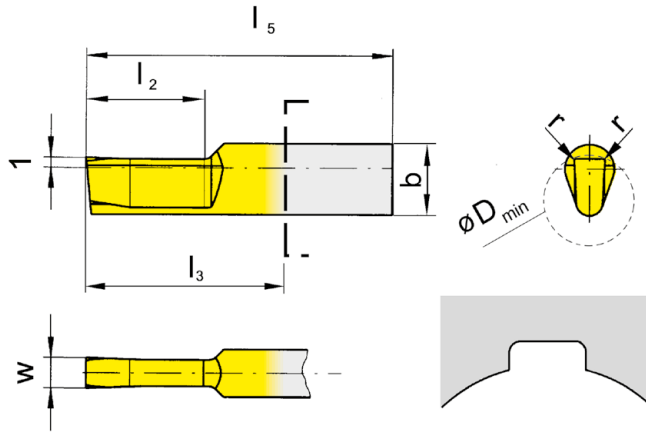
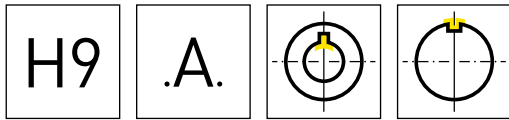
▲ en stock
a stock

Δ 4 semaines
4 settimane

N° de commande Codice prodotto	w	b	l_5	l_2	l_3	r	D_{min}	HIS	AN25
N105.0205.01.01.A2	2,055	7	30	12	18	0,12	6	105125	▲
N105.0305.01.01.A2	3,055	7	30	12	18	0,12	6,5	105125	▲
N105.0407.01.01.A2	4,073	7	35	15	23	0,12	6,5	105125	▲
N110.0407.02.04.A2	4,073	-	60	25	34	0,2	9	110260	▲
N110.0407.02.07.A2	4,073	-	75	40	49	0,2	9	110260	▲
N110.0507.02.04.A2	5,073	-	60	25	34	0,2	9	110260	▲
N110.0507.02.07.A2	5,073	-	75	40	49	0,2	9	110260	▲
N110.0607.02.04.A2	6,073	-	60	25	34	0,2	10	110260	Δ
N110.0607.02.07.A2	6,073	-	75	40	49	0,2	10	110260	Δ

Recommandé pour: Unités de brochage
Raccomandato per unità a stozzare motorizzate

P	●
M	o
K	-
N	-
S	-
H	-



Nuance
Leghe

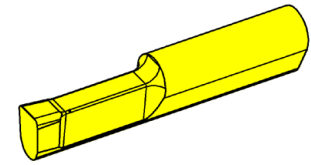
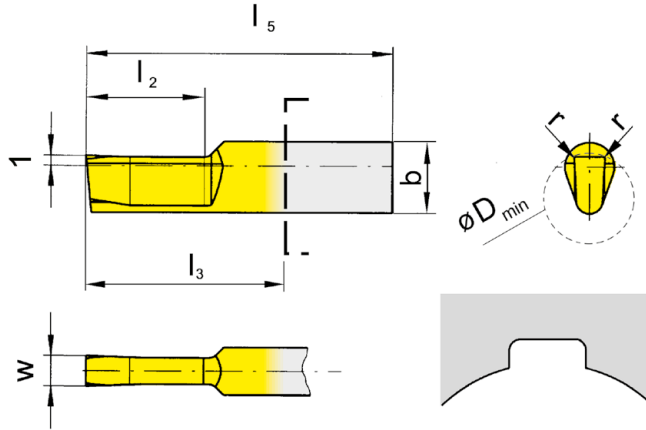
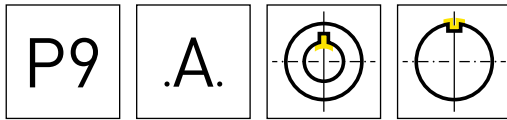
▲ en stock
a stock

Δ 4 semaines
4 settimane

N° de commande Codice prodotto	w	b	l ₅	l ₂	l ₃	r	D _{min}	HIS	AN25
N105.0202.01.01.A2	2,02	7	30	12	18	0,1	6	105125	▲
N105.0302.01.01.A2	3,02	7	30	12	18	0,1	6,5	105125	▲
N105.0402.01.01.A2	4,025	7	35	15	23	0,1	6,5	105125	▲
N110.0402.02.04.A2	4,025	-	60	25	34	0,2	9	110260	▲
N110.0402.02.07.A2	4,025	-	75	40	49	0,2	9	110260	▲
N110.0502.02.04.A2	5,025	-	60	25	34	0,2	9	110260	▲
N110.0502.02.07.A2	5,025	-	75	40	49	0,2	9	110260	▲
N110.0602.02.04.A2	6,025	-	60	25	34	0,2	10	110260	Δ
N110.0602.02.07.A2	6,025	-	75	40	49	0,2	10	110260	Δ

Recommandé pour: Unités de brochage
Raccomandato per unità a stozzare motorizzate

P	●
M	o
K	-
N	-
S	-
H	-



Nuance
Leghe

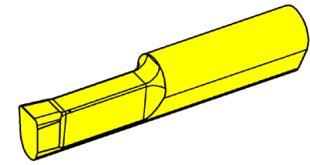
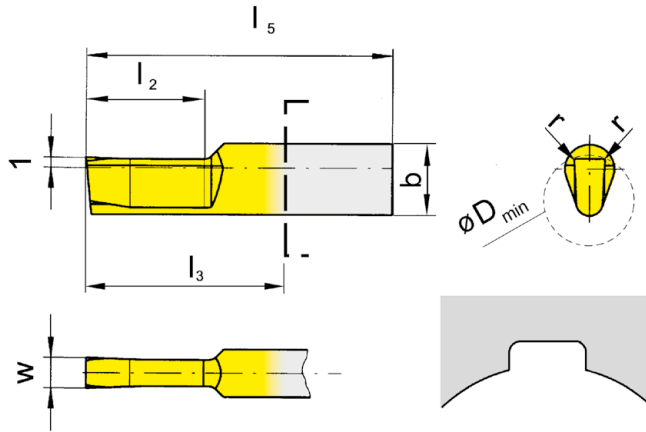
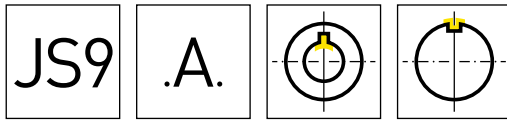
▲ en stock
a stock

Δ 4 semaines
4 settimane

N° de commande Codice prodotto	w	b	l ₅	l ₂	l ₃	r	D _{min}	HIS	AN25
N105.0198.01.01.A2	1,982	7	30	12	18	0,1	6	105125	▲
N105.0298.01.01.A2	2,989	7	30	12	18	0,1	6,5	105125	▲
N105.0397.01.01.A2	3,983	7	35	15	23	0,1	6,5	105125	▲
N110.0397.02.04.A2	3,983	-	60	25	34	0,2	9	110260	▲
N110.0397.02.07.A2	3,983	-	75	40	49	0,2	9	110260	▲
N110.0497.02.04.A2	4,983	-	60	25	34	0,2	9	110260	▲
N110.0497.02.07.A2	4,983	-	75	40	49	0,2	9	110260	▲
N110.0597.02.04.A2	5,983	-	60	25	34	0,2	10	110260	Δ
N110.0597.02.07.A2	5,983	-	75	40	49	0,2	10	110260	Δ

Recommandé pour: Unités de brochage
Raccomandato per unità a stozzare motorizzate

P	●
M	o
K	-
N	-
S	-
H	-



Nuance
Leghe

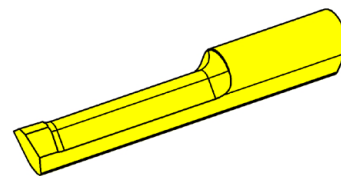
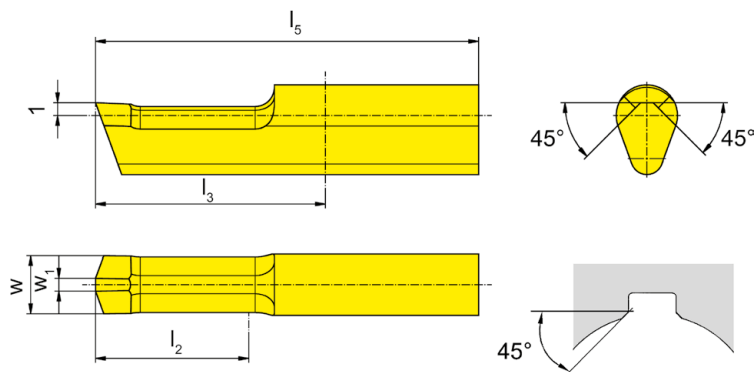
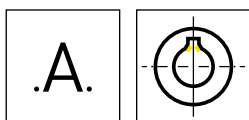
▲ en stock
a stock

Δ 4 semaines
4 settimane

N° de commande Codice prodotto	w	b	l ₅	l ₂	l ₃	r	D _{min}	HIS	AN25
N105.0200.01.01.A2	2	7	30	12	18	0,1	6	105125	▲
N105.0300.01.01.A2	3	7	30	12	18	0,1	6,5	105125	▲
N105.0400.01.01.A2	4	7	35	15	23	0,1	6,5	105125	▲
N105.0400.02.01.A2	4	7	35	15	23	0,2	6,5	105125	▲
N110.0400.02.04.A2	4,01	-	60	25	34	0,2	9	110260	▲
N110.0400.02.07.A2	4,01	-	75	40	49	0,2	9	110260	▲
N110.0500.02.04.A2	5,01	-	60	25	34	0,2	9	110260	▲
N110.0500.02.07.A2	5,01	-	75	40	49	0,2	9	110260	▲
N110.0600.02.04.A2	6,01	-	60	25	34	0,2	10	110260	Δ
N110.0600.02.07.A2	6,01	-	75	40	49	0,2	10	110260	Δ

Recommandé pour: Unités de brochage
Raccomandato per unità a stozzare motorizzate

P	●
M	o
K	-
N	-
S	-
H	-



Nuance
Leghe

▲ en stock
a stock

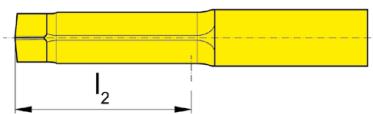
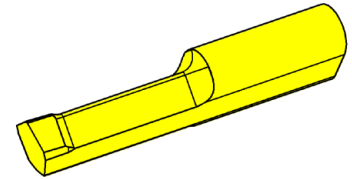
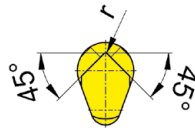
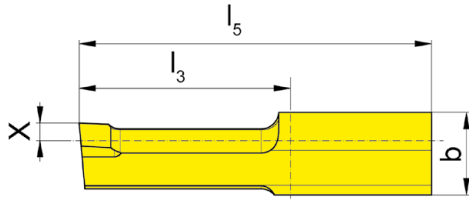
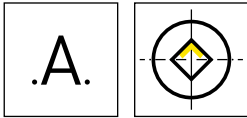
Δ 4 semaines
4 settimane

N° de commande Codice prodotto	w	b	w ₁	l ₅	l ₂	l ₃	D _{min}	HIS	AN25
N105.4545.2.6.A1	4,5	7	1	30	12	18	6	105125	▲
N110.4545.4.9.A1	6,3	-	2	60	25	34	9	110260	▲
N110.4545.7.9.A1	6,3	-	2	75	40	49	9	110260	▲

Recommandé pour: Unités de brochage
Raccomandato per unità a stozzare motorizzate

P	●
M	○
K	-
N	-
S	-
H	-





Nuance
Leghe

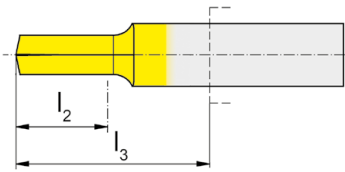
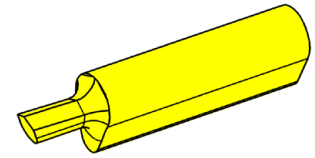
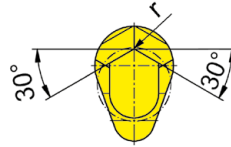
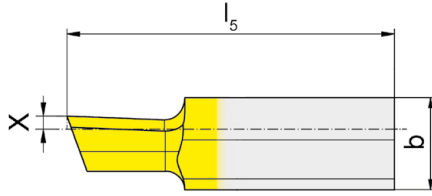
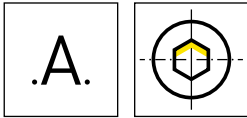
▲ en stock
a stock

Δ 4 semaines
4 settimane

N° de commande Codice prodotto	SW	b	l ₅	l ₂	l ₃	r	Trou borgne Foro cieco	X	HIS	AN25
N105.SQ.0405.1.A1	4-5	7	25	10	13	0,2	SW+0,1	1,5	105125	▲
N105.SQ.0506.1.A1	5-6	7	30	12	18	0,2	SW+0,1	1,5	105125	▲
N105.SQ.0608.2.A1	6-8	7	30	15	18	0,2	SW+0,1	1,5	105125	▲
N110.SQ.0810.2.A1	8-10	-	45	15	19	0,2	SW+0,1	2,5	110260	▲
N110.SQ.1013.2.A1	10-13	-	45	15	19	0,2	SW+0,2	2,5	110260	▲

Recommandé pour: Unités de brochage
Raccomandato per unità a stozzare motorizzate

P	●
M	○
K	-
N	-
S	-
H	-



Nuance
Leghe

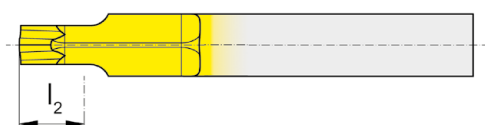
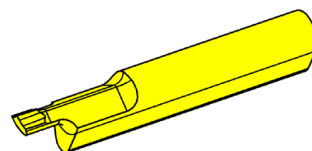
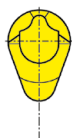
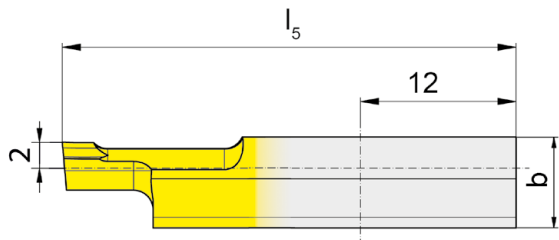
▲ en stock
a stock

Δ 4 semaines
4 settimane

N° de commande Codice prodotto	SW	l ₅	l ₂	l ₃	r	Trou borgne Foro cieco	X	HIS	AN25
N105.SW20.20.01.A1	2,0-2,0	25	4	13	0,05	SW	1	105125	▲
N105.SW25.25.01.A1	2,5-2,9	25	4	13	0,05	SW	1	105125	▲
N105.SW30.30.01.A1	2,9-3,5	25	4,5	13	0,05	SW	1	105125	▲
N105.SW35.35.01.A1	3,5-4,0	25	5,5	13	0,05	SW	1	105125	▲
N105.SW40.40.01.A1	4,0-4,5	25	6	13	0,1	SW	1	105125	▲
N105.SW45.45.01.A1	4,5-5,0	25	7	13	0,1	SW	1	105125	▲
N105.SW56.56.01.A1	5,0-8,0	25	9	13	0,1	SW	1	105125	▲
N105.SW80.80.01.A1	8,0-10,0	30	12	18	0,1	SW+0,1	1	105125	▲
N110.SW14.14.03.A1	10,0-14,0	55	20	29	0,2	SW+0,1	1,5	110260	▲
N110.SW16.16.04.A1	14,0-18,0	55	25	29	0,2	SW+0,1/ SW+0,2	2	110260	▲

Recommandé pour: Unités de brochage
Raccomandato per unità a stozzare motorizzate

P	●
M	○
K	-
N	-
S	-
H	-



Nuance
Leghe

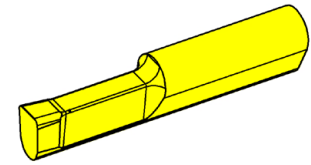
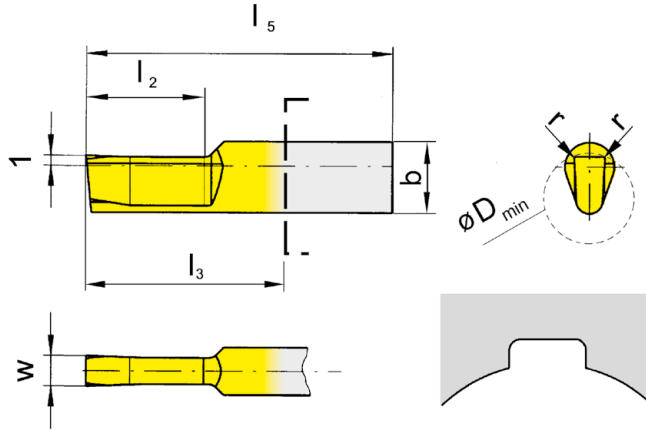
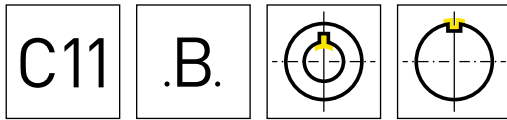
▲ en stock
a stock

Δ 4 semaines
4 settimane

N° de commande Codice prodotto	b	l ₅	l ₂	Trou borgne Foro cieco	HIS	AN25
N105.TX15.24.03.A1	7	35	4	2,3	105125	▲
N105.TX20.28.03.A1	7	35	4	2,8	105125	▲
N105.TX25.32.03.A1	7	35	5	3,1	105125	▲
N105.TX30.40.03.A1	7	35	5	4	105125	▲

Recommandé pour: Unités de brochage
Raccomandato per unità a stozzare motorizzate

P	●
M	○
K	-
N	-
S	-
H	-



Nuance
Leghe

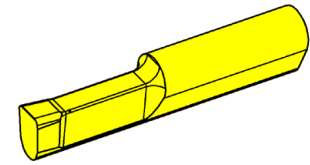
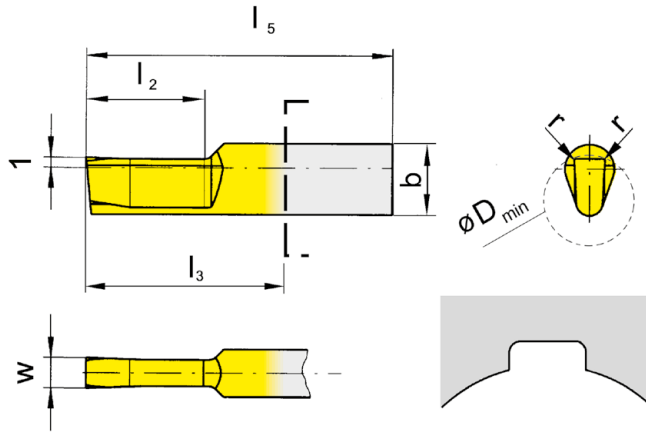
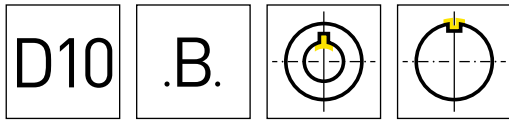
▲ en stock
a stock

Δ 4 semaines
4 settimane

N° de commande Codice prodotto	w	b	l ₅	l ₂	l ₃	r	D _{min}	HIS	AN25
N105.0210.2.08.B1	2,11	7	30	12	18	0,35	6	105125	▲
N105.0310.2.10.B1	3,11	7	30	12	18	0,35	6,5	105125	▲
N105.0310.2.13.B1	3,11	7	30	12	18	0,5	6,5	105125	▲
N105.0410.2.16.B1	4,14	7	30	12	18	0,5	6,5	105125	▲
N110.0410.05.04.B1	4,14	-	60	25	34	0,5	9	110260	▲
N110.0410.05.07.B1	4,14	-	75	40	49	0,5	9	110260	▲
N110.0510.05.04.B1	5,14	-	60	25	34	0,5	9	110260	▲
N110.0510.05.07.B1	5,14	-	75	40	49	0,5	9	110260	▲
N110.0610.05.04.B1	6,14	-	60	25	34	0,5	10	110260	Δ
N110.0610.05.07.B1	6,14	-	75	40	49	0,5	10	110260	Δ

Recommandé pour: brochage conventionnel
Raccomandata per stozzatura cnc convenzionale

P	●
M	o
K	-
N	-
S	-
H	-

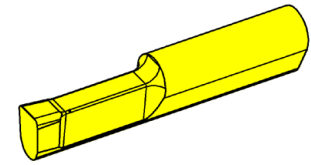
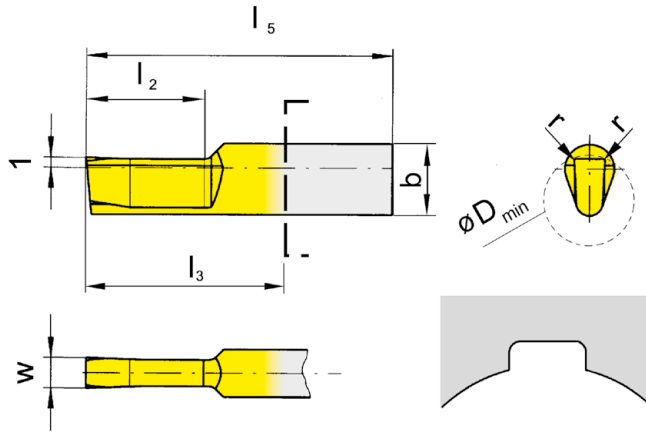
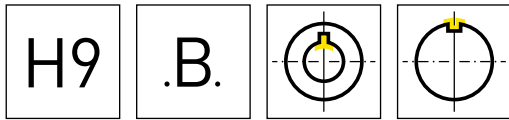


Nuance
Leghe
▲ en stock
a stock
Δ 4 semaines
4 settimane

N° de commande Codice prodotto	w	b	l_5	l_2	l_3	r	D_{min}	HIS	AN25
N105.0205.01.01.B1	2,055	7	30	12	18	0,12	6	105125	▲
N105.0305.01.01.B1	3,055	7	30	12	18	0,12	6,5	105125	▲
N105.0407.01.01.B1	4,073	7	35	15	23	0,12	6,5	105125	▲
N110.0407.02.04.B1	4,073	-	60	25	34	0,2	9	110260	▲
N110.0407.02.07.B1	4,073	-	75	40	49	0,2	9	110260	▲
N110.0507.02.04.B1	5,073	-	60	25	34	0,2	9	110260	▲
N110.0507.02.07.B1	5,073	-	75	40	49	0,2	9	110260	▲
N110.0607.02.04.B1	6,073	-	60	25	34	0,2	10	110260	Δ
N110.0607.02.07.B1	6,073	-	75	40	49	0,2	10	110260	Δ

Recommandé pour: brochage conventionnel
Raccomandata per stozzatura cnc convenzionale

P	●
M	o
K	-
N	-
S	-
H	-



Nuance
Leghe

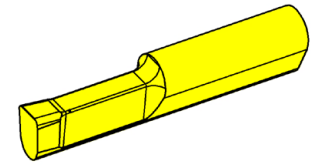
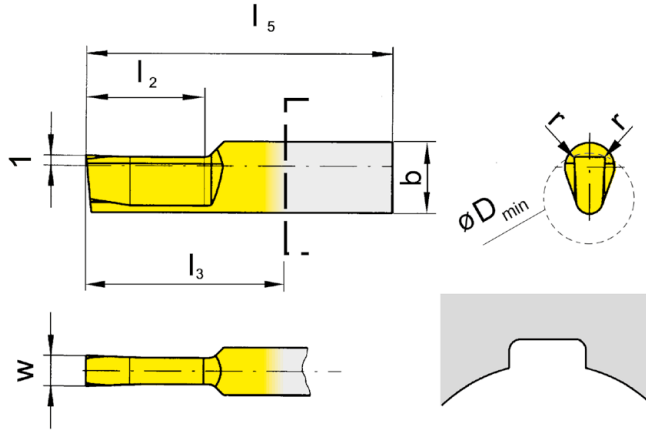
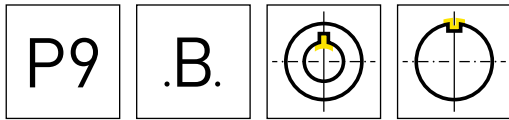
▲ en stock
a stock

Δ 4 semaines
4 settimane

N° de commande Codice prodotto	w	b	l ₅	l ₂	l ₃	r	D _{min}	HIS	AN25
N105.0202.01.01.B1	2,02	7	30	12	18	0,1	6	105125	▲
N105.0302.01.01.B1	3,02	7	30	12	18	0,1	6,5	105125	▲
N105.0402.01.01.B1	4,025	7	35	15	23	0,1	6,5	105125	▲
N110.0402.02.04.B1	4,025	-	60	25	34	0,2	9	110260	▲
N110.0402.02.07.B1	4,025	-	75	40	49	0,2	9	110260	▲
N110.0502.02.04.B1	5,025	-	60	25	34	0,2	9	110260	▲
N110.0502.02.07.B1	5,025	-	75	40	49	0,2	9	110260	▲
N110.0602.02.04.B1	6,025	-	60	25	34	0,2	10	110260	Δ
N110.0602.02.07.B1	6,025	-	75	40	49	0,2	10	110260	Δ

Recommandé pour: brochage conventionnel
Raccomandata per stozzatura cnc convenzionale

P	●
M	o
K	-
N	-
S	-
H	-



Nuance
Leghe

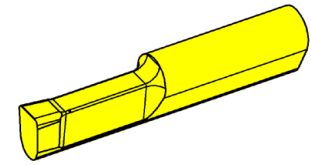
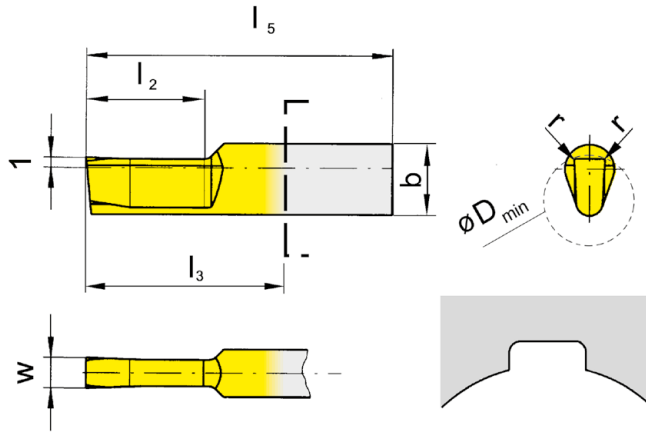
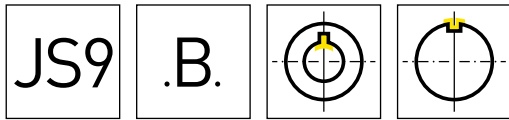
▲ en stock
a stock

Δ 4 semaines
4 settimane

N° de commande Codice prodotto	w	b	l ₅	l ₂	l ₃	r	D _{min}	HIS	AN25
N105.0198.01.01.B1	1,982	7	30	12	18	0,1	6	105125	▲
N105.0298.01.01.B1	2,989	7	30	12	18	0,1	6,5	105125	▲
N105.0397.01.01.B1	3,983	7	35	15	23	0,1	6,5	105125	▲
N110.0397.02.04.B1	3,983	-	60	25	34	0,2	9	110260	▲
N110.0397.02.07.B1	3,983	-	75	40	49	0,2	9	110260	▲
N110.0497.02.04.B1	4,983	-	60	25	34	0,2	9	110260	▲
N110.0497.02.07.B1	4,983	-	75	40	49	0,2	9	110260	▲
N110.0597.02.04.B1	5,983	-	60	25	34	0,2	10	110260	Δ
N110.0597.02.07.B1	5,983	-	75	40	49	0,2	10	110260	Δ

Recommandé pour: brochage conventionnel
Raccomandata per stozzatura cnc convenzionale

P	●
M	o
K	-
N	-
S	-
H	-



Nuance
Leghe

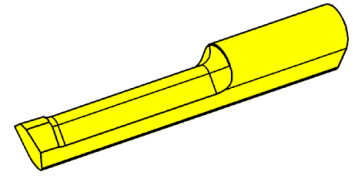
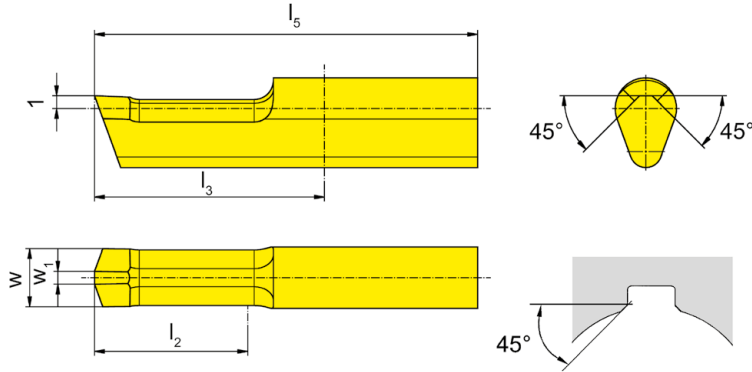
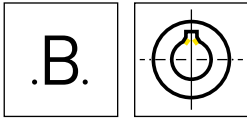
▲ en stock
a stock

Δ 4 semaines
4 settimane

N° de commande Codice prodotto	w	b	l ₅	l ₂	l ₃	r	D _{min}	HIS	AN25
N105.0200.01.01.B1	2	7	30	12	18	0,1	6	105125	▲
N105.0300.01.01.B1	3	7	30	12	18	0,1	6,5	105125	▲
N105.0400.01.01.B1	4	7	35	15	23	0,1	6,5	105125	▲
N105.0400.02.01.B1	4	7	35	15	23	0,2	6,5	105125	▲
N110.0400.02.04.B1	4,01	-	60	25	34	0,2	9	110260	▲
N110.0400.02.07.B1	4,01	-	75	40	49	0,2	9	110260	▲
N110.0500.02.04.B1	5,01	-	60	25	34	0,2	9	110260	▲
N110.0500.02.07.B1	5,01	-	75	40	49	0,2	9	110260	▲
N110.0600.02.04.B1	6,01	-	60	25	34	0,2	10	110260	Δ
N110.0600.02.07.B1	6,01	-	75	40	49	0,2	10	110260	Δ

Recommandé pour: brochage conventionnel
Raccomandata per stozzatura cnc convenzionale

P	●
M	o
K	-
N	-
S	-
H	-



Nuance
Leghe

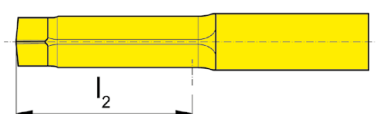
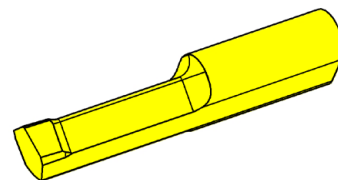
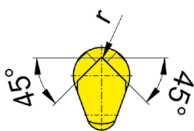
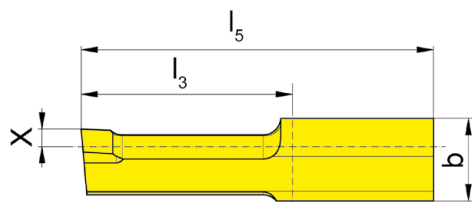
▲ en stock
a stock

Δ 4 semaines
4 settimane

N° de commande Codice prodotto	w	b	w ₁	l ₅	l ₂	l ₃	D _{min}	HIS	AN25
N105.4545.2.6.B1	4,5	7	1	30	12	18	6	105125	▲
N105.4545.3.6.B1	4,5	7	1	35	20	23	6	105125	▲
N110.4545.4.9.B1	6,3	-	2	60	25	34	9	110260	▲
N110.4545.7.9.B1	6,3	-	2	75	40	49	9	110260	▲

Recommandé pour: brochage conventionnel
Raccomandata per stozzatura cnc convenzionale

P	●
M	○
K	-
N	-
S	-
H	-



Nuance
Leghe

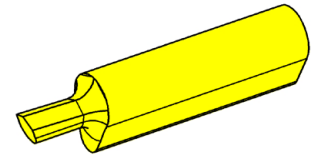
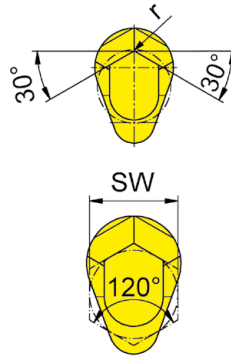
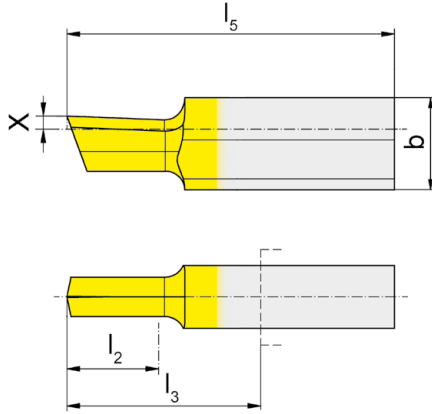
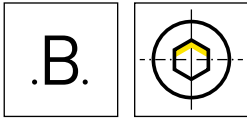
▲ en stock
a stock

Δ 4 semaines
4 settimane

N° de commande Codice prodotto	SW	b	l ₅	l ₂	l ₃	r	Trou borgne Foro cieco	X	HIS	AN25
N105.SQ.0405.1.B1	4-5	7	25	10	13	0,2	SW+0,1	1,5	105125	▲
N105.SQ.0506.1.B1	5-6	7	30	12	18	0,2	SW+0,1	1,5	105125	▲
N105.SQ.0608.2.B1	6-8	7	30	15	18	0,2	SW+0,1	1,5	105125	▲
N110.SQ.0810.2.B1	8-10	-	45	15	19	0,2	SW+0,1	2,5	110260	▲
N110.SQ.1013.2.B1	10-13	-	45	15	19	0,2	SW+0,2	2,5	110260	▲

Recommandé pour: brochage conventionnel
Raccomandata per stozzatura cnc convenzionale

P	●
M	○
K	-
N	-
S	-
H	-



Nuance
Leghe

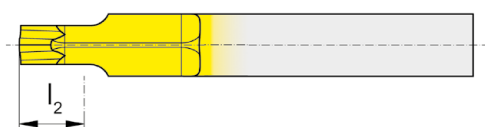
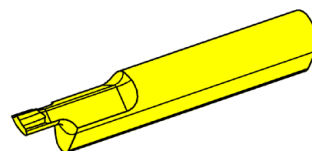
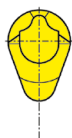
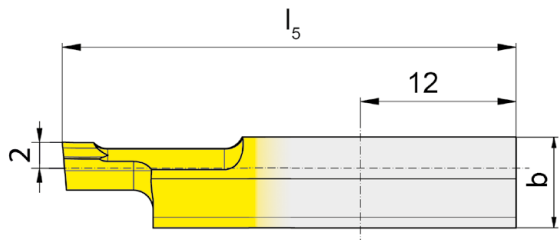
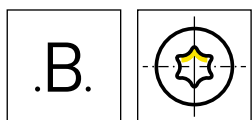
▲ en stock
a stock

Δ 4 semaines
4 settimane

N° de commande Codice prodotto	SW	l_5	l_2	l_3	r	Trou borgne Foro cieco	X	HIS	AN25
N105.SW20.20.01.B1	2,0-2,0	25	4	13	0,05	SW	1	105125	▲
N105.SW25.25.01.B1	2,5-2,9	25	4	13	0,05	SW	1	105125	▲
N105.SW30.30.01.B1	2,9-3,5	25	4,5	13	0,05	SW	1	105125	▲
N105.SW35.35.01.B1	3,5-4,0	25	5,5	13	0,05	SW	1	105125	▲
N105.SW40.40.01.B1	4,0-4,5	25	6	13	0,1	SW	1	105125	▲
N105.SW45.45.01.B1	4,5-5,0	25	7	13	0,1	SW	1	105125	▲
N105.SW56.56.01.B1	5,0-8,0	25	9	13	0,1	SW	1	105125	▲
N105.SW80.80.01.B1	8,0-10,0	30	12	18	0,1	SW+0,1	1	105125	▲
N110.SW14.14.03.B1	10,0-14,0	55	20	29	0,2	SW+0,1	1,5	110260	▲
N110.SW16.16.04.B1	14,0-18,0	55	25	29	0,2	SW+0,1/ SW+0,2	2	110260	▲

Recommandé pour: brochage conventionnel
Raccomandata per stozzatura cnc convenzionale

P	●
M	o
K	-
N	-
S	-
H	-



Nuance
Leghe

▲ en stock
a stock

Δ 4 semaines
4 settimane

N° de commande Codice prodotto	b	l ₅	l ₂	Trou borgne Foro cieco	HIS	AN25
N105.TX15.24.03.B1	7	35	4	2,3	105125	▲
N105.TX20.28.03.B1	7	35	4	2,8	105125	▲
N105.TX25.32.03.B1	7	35	5	3,1	105125	▲
N105.TX30.40.03.B1	7	35	5	4		▲

Recommandé pour: brochage conventionnel
Raccomandata per stozzatura cnc convenzionale

P	●
M	o
K	-
N	-
S	-
H	-

Brochage

Stozzatura

Nw	Tolérance Tolleranza	Largeur Larghezza	D _{min}	l ₂	Plaquette Inserto ...A2/...B1	Porte outils Portainsero
2	C11	2,11	6	12	N105.0210.2.08. ...	SB105...
3	C11	3,11	6,5	12	N105.0310.2.10. ...	SB105...
3	C11	3,11	6,5	12	N105.0310.2.13. ...	SB105...
4	C11	4,14	6,5	12	N105.0410.2.16. ...	SB105...
4	C11	4,14	9	25	N110.0410.05.04. ...	SB110...
4	C11	4,14	9	40	N110.0410.05.07. ...	SB110...
5	C11	5,14	9	25	N110.0510.05.04. ...	SB110...
5	C11	5,14	9	40	N110.0510.05.07. ...	SB110...
6	C11	6,14	10	25	N110.0610.05.04. ...	SB110...
6	C11	6,14	10	40	N110.0610.05.07. ...	SB110...
2	D10	2,055	6	12	N105.0205.01.01. ...	SB105...
3	D10	3,055	6,5	12	N105.0305.01.01. ...	SB105...
3	D10	4,073	6,5	15	N105.0407.01.01. ...	SB105...
4	D10	4,073	9	25	N110.0407.02.04. ...	SB105...
4	D10	4,073	9	40	N110.0407.02.07. ...	SB110...
5	D10	5,073	9	25	N110.0507.02.04. ...	SB110...
5	D10	5,073	9	40	N110.0507.02.07. ...	SB110...
6	D10	6,073	10	25	N110.0607.02.04. ...	SB110...
6	D10	6,073	10	40	N110.0607.02.07. ...	SB110...
2	H9	2,02	6	12	N105.0202.01.01. ...	SB105...
3	H9	3,02	6,5	12	N105.0302.01.01. ...	SB105...
4	H9	4,025	6,5	15	N105.0402.01.01. ...	SB105...
4	H9	4,025	9	25	N110.0402.02.04. ...	SB110...
4	H9	4,025	9	40	N110.0402.02.07. ...	SB110...
5	H9	5,025	9	25	N110.0502.02.04. ...	SB110...
5	H9	5,025	9	40	N110.0502.02.07. ...	SB110...
6	H9	6,025	10	25	N110.0602.02.04. ...	SB110...
6	H9	6,025	10	40	N110.0602.02.07. ...	SB110...
2	P9	1,982	6	12	N105.0198.01.01. ...	SB105...
3	P9	2,989	6,5	12	N105.0298.01.01. ...	SB105...
4	P9	3,983	6,5	15	N105.0397.01.01. ...	SB105...
4	P9	3,983	9	25	N110.0397.02.04. ...	SB110...
4	P9	3,983	9	40	N110.0397.02.07. ...	SB110...
5	P9	4,983	9	25	N110.0497.02.04. ...	SB110...
5	P9	4,983	9	40	N110.0497.02.07. ...	SB110...
6	P9	5,983	10	25	N110.0597.02.04. ...	SB110...
6	P9	5,983	10	40	N110.0597.02.07. ...	SB110...

X

Brochage

Stozzatura

Nw	Tolérance Tolleranza	Largeur Larghezza	D _{min}	l ₂	Plaquette Inserto ...A2/...B1	Porte outils Portainserito
2	JS9	2	6	12	N105.0200.01.01. ...	SB105...
3	JS9	3	6,5	12	N105.0300.01.01. ...	SB105...
4	JS9	4	6,5	15	N105.0400.01.01. ...	SB105...
4	JS9	4	6,5	15	N105.0400.02.01. ...	SB105...
4	JS9	4,01	9	25	N110.0400.02.04. ...	SB110...
4	JS9	4,01	9	40	N110.0400.02.07. ...	SB110...
5	JS9	5,01	9	25	N110.0500.02.04. ...	SB110...
5	JS9	5,01	9	40	N110.0500.02.07. ...	SB110...
6	JS9	6,01	10	25	N110.0600.02.04. ...	SB110...
6	JS9	6,01	10	40	N110.0600.02.07. ...	SB110...

Chanfreinage

Smussatura

Largeur Larghezza	Chanfrein Smusso	D _{min}	l ₂	Plaquette Inserto ...A2/...B1	Porte outils Portainserito
4,5	45x45	6	12	N105.4545.2.6. ...	SB105
4,5	45x45	6	20	N105.4545.3.6. ...	SB105...
6,3	45x45	9	25	N110.4545.4.9. ...	SB110...
6,3	45x45	9	40	N110.4545.7.9. ...	SB110...

Hexagone intérieur

Sedi Esagone

SW	D _{min}	l ₂	Plaquette Inserto ...A2/...B1	Porte outils Portainserito
2	2	4	N105.SW20.20.01. ...	SB105
2,5 - 2,9	2,5	4	N105.SW25.25.01. ...	SB105...
2,9 - 3,5	3	4,5	N105.SW30.30.01. ...	SB105...
3,5 - 4,0	3,5	5,5	N105.SW35.35.01. ...	SB105...
4,0 - 4,5	4	6	N105.SW40.40.01. ...	SB105...
4,5 - 5,0	4,5	7	N105.SW45.45.01. ...	SB105...
5,0 - 8,0	5	9	N105.SW56.56.01. ...	SB105...
8,0 - 10,0	6,5	12	N105.SW80.80.01. ...	SB105...
10,0 - 14,0	9	20	N110.SW14.14.03. ...	SB110...
14,0 - 16,5	9	25	N110.SW16.16.04. ...	SB110...

Carré intérieur


Stozzatura quadri

SQ	D _{min}	l ₂	Plaquette Inserto ...A2/...B1	Porte outils Portainserito
4 - 5	4,1	10	N105.SQ.0405.1. ...	SB105
5 - 6	5,1	12	N105.SQ.0506.1. ...	SB105...
6 - 8	6,1	15	N105.SQ.0608.2. ...	SB105...
8 - 10	8,1	15	N110.SQ.0810.2. ...	SB110...
10 - 13	10,2	15	N110.SQ.1013.2. ...	SB110...

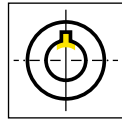
Torx

Torx

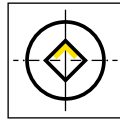
Torx	D _{min}	l ₂	Plaquette Inserto ...A2/...B1	Porte outils Portainserito
T15	2,3	4	N105.TX15.24.03. ...	SB105
T20	2,8	4	N105.TX20.28.03. ...	SB105...
T25	3,1	5	N105.TX25.32.03. ...	SB105...
T30	4	5	N105.TX30.40.03. ...	SB105...



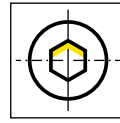
Porte outils
Portainsero
SHM117/SH117/
H117/356



Page/Pag.
764-772, 791

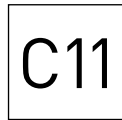


Page/Pag.
773



Page/Pag.
774

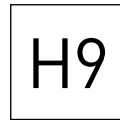
Plaquette
Inserto
S117



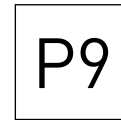
Page/Pag.
775, 783



Page/Pag.
776, 784




Page/Pag.
777, 785



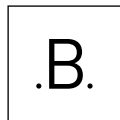
Page/Pag.
778, 786



Page/Pag.
779, 787



Page/Pag.
780-782



Page/Pag.
788-790



Vue d'ensemble
Vista d'insieme

Page/Pag.
792-794

Géométrie
Geometria



Matière
Materiale

Usinage
Lavorazione



Recommended for: Broaching units
Recomandé pour: Unités de brochage

$ap = 0,02 - 0,15 \text{ mm}$



Recomandé pour: brochage conventionnel
Raccomandata per stozzatura cnc convenzionale

$ap = 0,02 - 0,15 \text{ mm}$

X

117/356



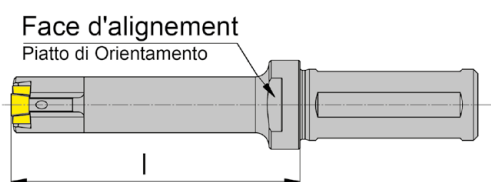
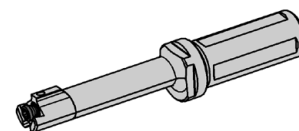
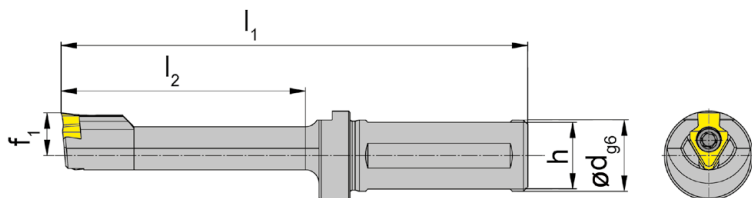
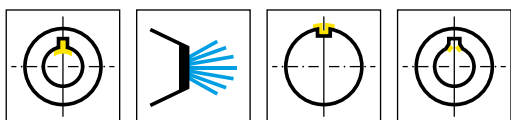
Porte outils et plaquettes

Ø Alésage à partir de 13,5 mm

Portainserito e inserti

Foro-Ø da 13,5 mm

X



N° de commande Codice prodotto	d	h	l	l ₁	l ₂	D _{min}	f ₁	Forme Forma	HWS
SHM117.1416.3.08	16	15	65	105	55	14	9,6	F	117F805
SH117.1425.1.3.08.IK	25	23	32	82	20	14	9,6	G	117G805
SH117.1425.2.3.08.IK	25	23	41	91	30	14	9,6	G	117G805
SH117.1425.3.3.08.IK	25	23	51	101	40	14	9,6	G	117G805
SH117.1425.1.08.IK	25	23	42	92	30	14	9,6	F	117F805
SH117.1425.2.08.IK	25	23	52	102	40	14	9,6	F	117F805
SH117.1425.3.08.IK	25	23	81	131	70	14	9,6	F	117F805
SH117.1425.4.08.IK	25	23	96	146	85	14	9,6	F	117F805
SH117.1725.1.10.IK	25	23	53	103	40	17	9,5	A	117A005
SH117.1725.2.10.IK	25	23	68	118	55	17	9,5	A	117A005
SH117.1725.3.10.IK	25	23	83	133	70	17	9,5	A	117A005
SH117.1725.4.10.IK	25	23	98	148	85	17	9,5	A	117A005
SH117.1725.5.10.IK	25	23	113	163	100	17	9,5	A	117A005
SH117.0025.1.10.IK	25	23	63	113	50	22	12	B	117B005
SH117.0025.2.10.IK	25	23	83	133	70	22	12	B	117B005
SH117.0025.3.10.IK	25	23	103	153	90	22	12	B	117B005
SH117.0025.4.10.IK	25	23	123	173	110	22	12	B	117B005
SH117.0025.5.10.IK	25	23	143	193	130	22	12	B	117B005

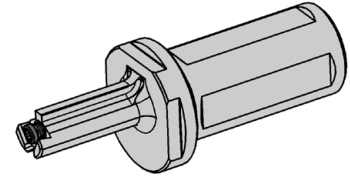
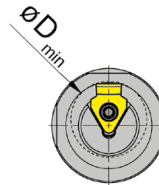
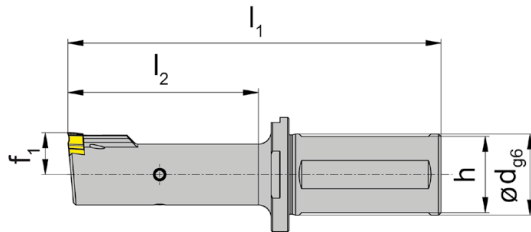
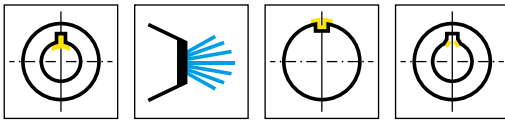
Le raccord du liquide de coupe G1/8 ne fait pas partie de la référence. Merci de le commander séparément.
L'adduttore del refrigerante G1/8 va ordinato separatamente!

X

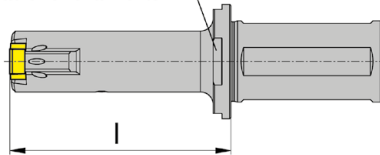
Pièces Détachées

Ricambi

Porte outils Portainsero	Vis de serrage Vite di serraggio	Tournevis TORX PLUS® Cacciavite TORX PLUS®
SH117...08.IK	030.3509.T15P	T15PQ
SH117...10.IK	4.09T15P	T15PQ
SH117...16.IK	5.12T20P	T20PQ
SHM117.1416.3.08	030.350P.0709	T15PQ



Face d'alignement
Piatto di Orientamento



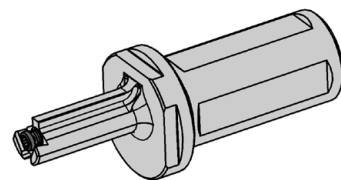
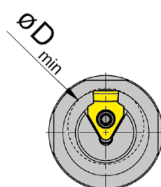
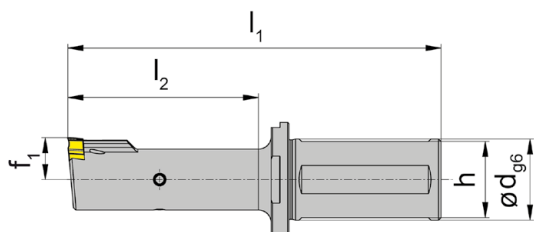
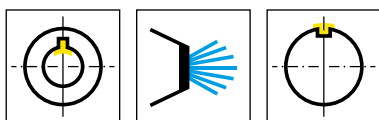
N° de commande Codice prodotto	d	h	l	l ₁	l ₂	D _{min}	f ₁	Forme Forma	HWS
SH117.0032.1.16.IK	32	30	63	123	50	38	22	D	117D605
SH117.0032.2.16.IK	32	30	88	148	75	38	22	D	117D605
SH117.0032.3.16.IK	32	30	113	173	100	38	22	D	117D605
SH117.0032.4.16.IK	32	30	138	198	125	38	22	D	117D605
SH117.0032.5.16.IK	32	30	163	223	150	38	22	D	117D605
SH117.0032.6.16.IK	32	30	188	248	175	38	22	D	117D605
SH117.0032.7.16.IK	32	30	213	293	200	38	22	D	117D605
SH117.3032.1.16.IK	32	30	63	123	50	30	16,5	C	117C605
SH117.3032.2.16.IK	32	30	88	148	75	30	16,5	C	117C605
SH117.3032.3.16.IK	32	30	113	173	100	30	16,5	C	117C605
SH117.3032.4.16.IK	32	30	138	198	125	30	16,5	C	117C605
SH117.3032.5.16.IK	32	30	163	223	150	30	16,5	C	117C605
SH117.3032.6.16.IK	32	30	188	248	175	30	16,5	C	117C605

Le raccord du liquide de coupe G1/8 ne fait pas partie de la référence. Merci de le commander séparément.
L'adduttore del refrigerante G1/8 va ordinato separatamente!

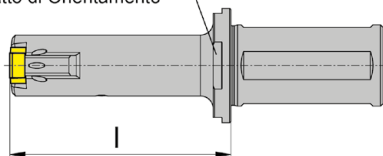
Pièces Détachées

Ricambi

Porte outils Portainsero	Vis de serrage Vite di serraggio	Tournevis TORX PLUS® Cacciavite TORX PLUS®
SH117...	5.12T20P	T20PQ



Face d'alignement
Piatto di Orientamento



N° de commande Codice prodotto	d	h	l	l ₁	l ₂	D _{min}	f ₁	Forme Forma	HWS
SH117.4032.1.16.IK	32	30	63	123	50	40	21,5	E	117E605
SH117.4032.2.16.IK	32	30	88	148	75	40	21,5	E	117E605
SH117.4032.3.16.IK	32	30	113	173	100	40	21,5	E	117E605
SH117.4032.4.16.IK	32	30	138	198	125	40	21,5	E	117E605
SH117.4032.5.16.IK	32	30	163	223	150	40	21,5	E	117E605
SH117.4032.6.16.IK	32	30	188	248	175	40	21,5	E	117E605
SH117.4032.7.16.IK	32	30	213	293	200	40	21,5	E	117E605
SH117.4032.1.20.IK	32	30	63	123	50	40	21	H	117H005
SH117.4032.2.20.IK	32	30	113	173	100	40	21	H	117H005
SH117.4032.3.20.IK	32	30	163	223	150	40	21	H	117H005
SH117.5040.1.20.IK	40	38	65	125	50	50	26,5	I	117I005
SH117.5040.2.20.IK	40	38	115	175	100	50	26,5	I	117I005
SH117.5040.3.20.IK	40	38	165	225	150	50	26,5	I	117I005
SH117.5040.4.20.IK	40	38	215	295	200	50	26,5	I	117I005

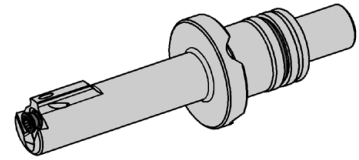
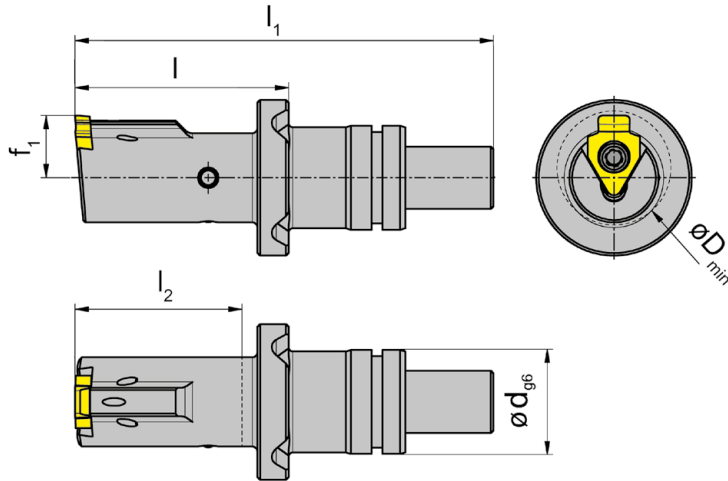
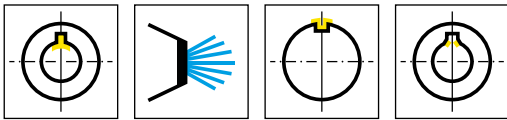
Le raccord du liquide de coupe G1/8 ne fait pas partie de la référence. Merci de le commander séparément.
L'adduttore del refrigerante G1/8 va ordinato separatamente!

X

Pièces Détachées

Ricambi

Porte outils Portainsero	Vis de serrage Vite di serraggio	Tournevis TORX PLUS® Cacciavite TORX PLUS®
SH117.4032...	5.12T20P	T20PQ
SH117...	6.17T20P	T20PQ



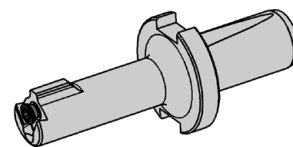
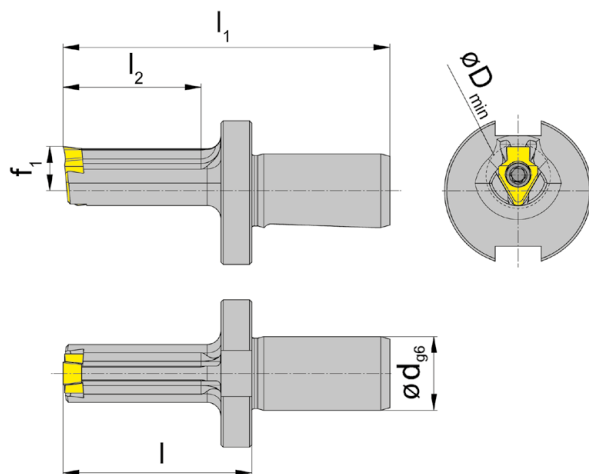
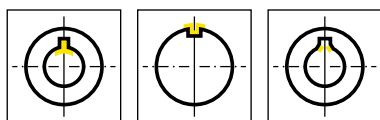
N° de commande Codice prodotto	d	l	l ₁	l ₂	D _{min}	f ₁	Forme Forma	HWS	HMS
SH117.1420.E5.08.IK	20	42,5	82	32	14	9,6	F	117F805	Benz
SH117.1720.E5.10.IK	20	41	80,5	32	17	9,5	A	117A005	Benz
SH117.1720.E6.10.IK	20	60	99,5	51	17	9,5	A	117A005	Benz
SH117.2220.E5.10.IK	20	41	80,5	32	22	12	B	117B005	Benz
SH117.2220.E6.10.IK	20	60	99,5	51	22	12	B	117B005	Benz
SH117.3020.E5.16.IK	20	41	80,5	32	30	16,5	C	117C605	Benz
SH117.3020.E6.16.IK	20	60	99,5	51	30	16,5	C	117C605	Benz

Seulement utilisable pour les dispositifs de brochage EWSP20, BENZ LinA 4.0 avec IK
Utilizzabile solamente con unità a stozzare EWSP20, BENZ LinA 4.0 con IK

Pièces Détachées

Ricambi

Porte outils Portainsero	Vis de serrage Vite di serraggio	Tournevis TORX PLUS® Cacciavite TORX PLUS®	Joint Giunto
SH117.1420.E5.08.IK	030.3509.T15P	T15PQ	16.00.1.50.3601 NBR70
SH117...	4.09T15P	T15PQ	16.00.1.50.3601 NBR70
SH117.3020....	5.12T20P	T20PQ	16.00.1.50.3601 NBR70



N° de commande Codice prodotto	d	l	l ₁	l ₂	D _{min}	f ₁	Forme Forma	HWS	HMS
SH117.1416.E1.08	16	46	76	35	14	9,6	F	117F805	Benz
SH117.1716.E0.10	16	31	61	20	17	9,5	A	117A005	Benz
SH117.1716.E1.10	16	43	73	35	17	9,5	A	117A005	Benz
SH117.1716.E2.10	16	51	81	40	17	9,5	A	117A005	Benz
SH117.1716.E3.10	16	64	94	53	17	9,5	A	117A005	Benz
SH117.0016.E1.10	16	43	73	35	22	12	B	117B005	Benz
SH117.0016.E2.10	16	51	81	40	22	12	B	117B005	Benz
SH117.0016.E3.10	16	64	94	53	22	12	B	117B005	Benz

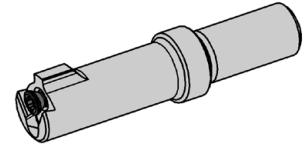
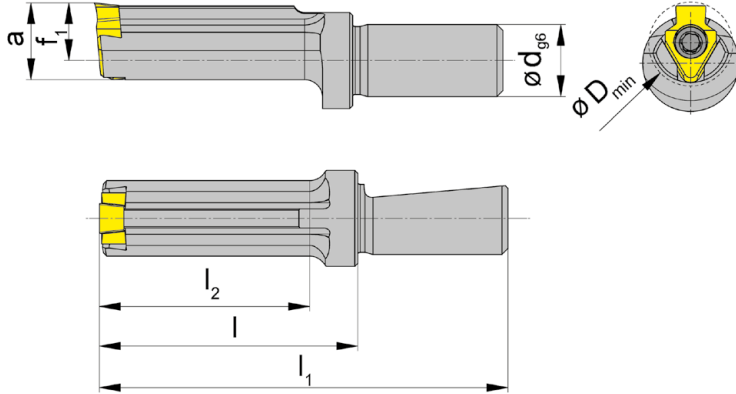
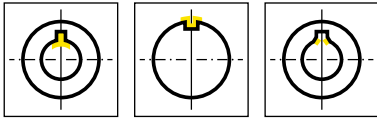
Seulement utilisable pour les dispositifs de brochage EWS, BENZ LinA
Utilizzabile solamente con unità a stozzare EWS, BENZ LinA

X

Pièces Détachées

Ricambi

Porte outils Portainsero	Vis de serrage Vite di serraggio	Tournevis TORX PLUS® Cacciavite TORX PLUS®
SH117.1416.E1.08	030.3509.T15P	T15PQ
SH117...	4.09T15P	T15PQ



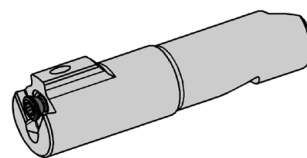
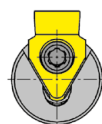
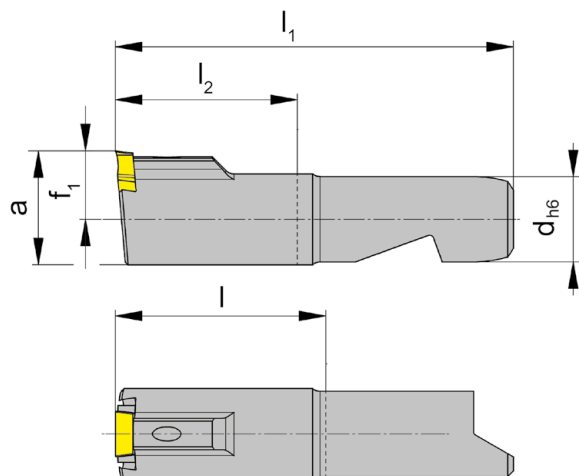
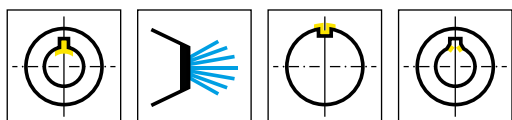
N° de commande Codice prodotto	d	l	l ₁	l ₂	D _{min}	f ₁	a	Forme Forma	HWS	HMS
SH117.1412.S1.08	12	33	58	25	14	9,6	12,8	F	117F805	Schwarzer
SH117.1412.S2.08	12	43	68	35	14	9,6	12,8	F	117F805	Schwarzer
H117.1712.1439	12	33	58	25	17	9,5	16	A	117A005	Schwarzer
H117.1712.1407	12	43	68	35	17	9,5	16	A	117A005	Schwarzer
H117.2212.1441	12	33	58	25	22	12	20,75	B	117B005	Schwarzer
H117.2212.1442	12	43	68	35	22	12	20,75	B	117B005	Schwarzer
H117.3012.1440	12	33	58	25	30	16,5	28,5	C	117C605	Schwarzer
H117.3012.1419	12	43	68	35	30	16,5	28,5	C	117C605	Schwarzer

Pour les dispositifs de brochage Schwarzer
Per Unità a Stozzare Schwarzer

Pièces Détachées

Ricambi

Porte outils Portainsero	Vis de serrage Vite di serraggio	Tournevis TORX PLUS® Cacciavite TORX PLUS®
SH117.1412....	030.3509.T15P	T15PQ
H117...	4.09T15P	T15PQ
H117.3012.1...	5.12T20P	T20PQ



N° de commande Codice prodotto	d	l	l ₁	l ₂	D _{min}	f ₁	a	Forme Forma	HWS	HMS
SH117.0932.S.08	15	37	70	32	14	9,6	12,8	F	117F805	Schwarzer
SH117.1532.S.10	15	37	70	32	22	12	20	B	117B005	Schwarzer
SH117.1538.S.16	15	43	76	38	30	15	24	C	117C605	Schwarzer
SH117.1544.S.16	15	49	82	44	30	15	24	C	117C605	Schwarzer

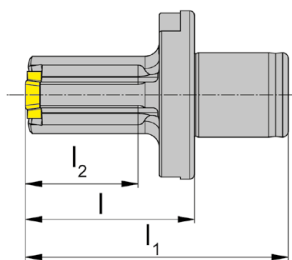
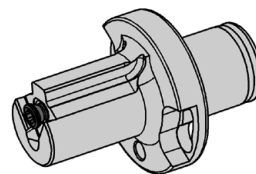
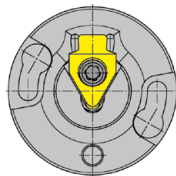
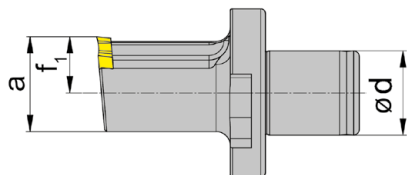
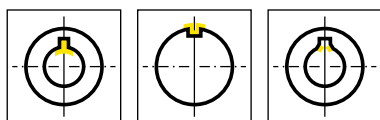
Pour les dispositifs de brochage Schwarzer „2 sur 1“
Per Unità a Stozzare Schwarzer „2in1“

X

Pièces Détachées

Ricambi

Porte outils Portainsero	Vis de serrage Vite di serraggio	Tournevis TORX PLUS® Cacciavite TORX PLUS®
SH117.0932.S.08	030.3509.T15P	T15PQ
SH117.1532.S.10	4.09T15P	T15PQ
SH117.1...	5.12T20P	T20PQ



N° de commande Codice prodotto	d	l	l ₁	l ₂	D _{min}	f ₁	a	Forme Forma	HWS	HMS
SH117.2218.A1.10	18	36	56	24	22	12	20,25	B	117B005	AR2P

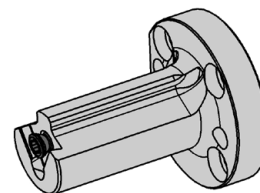
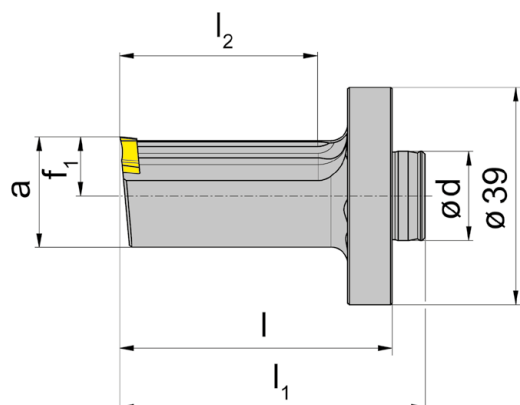
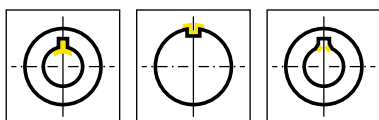
Pour les dispositifs de brochage AP2R/AP3R
Per Unità a Stozzare AP2R/AP3R

X

Pièces Détachées

Ricambi

Porte outils Portainsero	Vis de serrage Vite di serraggio	Tournevis TORX PLUS® Cacciavite TORX PLUS®
SH117.2218.A1.10	4.09T15P	T15PQ



N° de commande Codice prodotto	d	l	l ₁	l ₂	D _{min}	f ₁	a	Form	HWS	HMS
SH117.1716.W1.10	16	49	55	35	17	8,3	15,1	A	117A005	WTO
SH117.2216.W1.10	16	49	55	35	22	10,6	19,8	B	117B005	WTO
SH117.2616.W1.16	16	49	55	35	26	12,6	23,5	C	117C605	WTO
SH117.1716.W2.10	16	67	73	55	17	8,3	15,1	A	117A005	WTO
SH117.2216.W2.10	16	67	73	55	22	10,6	20,05	B	117B005	WTO
SH117.2616.W2.16	16	67	73	55	26	12,6	23,5	C	117C605	WTO

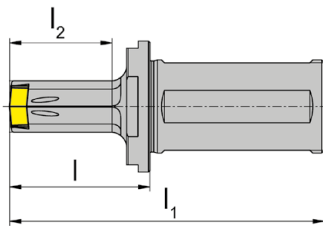
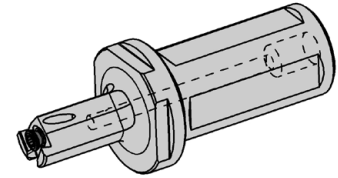
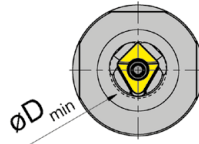
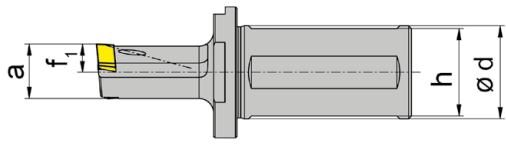
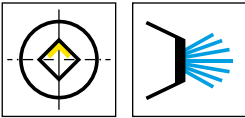
Pour les dispositifs de brochage WTO
Per Unità a Stozzare WTO

X

Pièces Détachées

Ricambi

Porte outils Portainsero	Vis de serrage Vite di serraggio	Tournevis TORX PLUS® Cacciavite TORX PLUS®
SH117...	4.09T15P	T15PQ
SH117.2616.W1.16	5.12T20P	T20PQ



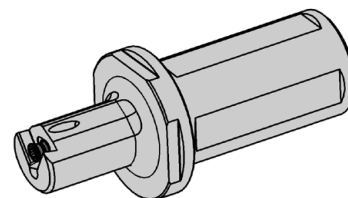
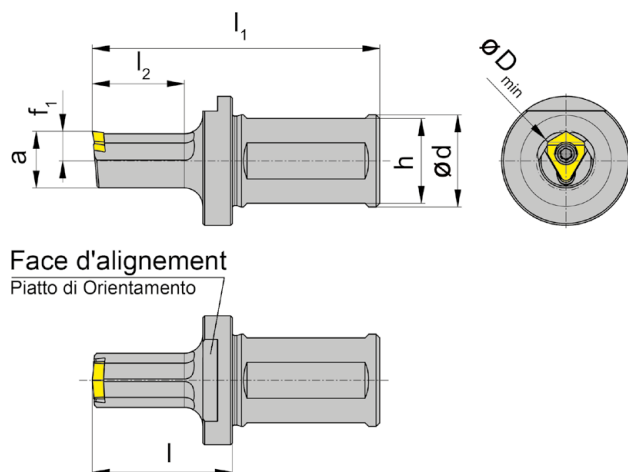
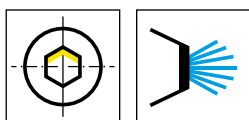
N° de commande Codice prodotto	d	h	l	l ₁	l ₂	D _{min}	f ₁	a	HWS
SH117.1325.SQ.1.08.IK	25	23	38	88	25	13,5	6,5	12,8	1170805
SH117.1525.SQ.1.10.IK	25	23	38	88	25	15,5	7,5	14,65	1171005
SH117.1732.SQ.1.12.IK	32	30	43	103	30	17,5	8,5	16,5	1171205
SH117.1932.SQ.1.16.IK	32	30	48	108	35	19,5	9,7	18,7	1171605

Le raccordo del liquido di coupe G1/8 ne fait pas partie de la référence. Merci de le commander séparément.
L'adduttore del refrigerante G1/8 va ordinato separatamente!

Pièces Détachées

Ricambi

Porte outils Portainserto	Vis de serrage Vite di serraggio	Tournevis TORX PLUS® Cacciavite TORX PLUS®
SH117.1325.SQ.1.08.IK	030.3509.T15P	T15PQ
SH117....	4.09T15P	T15PQ
SH117.1932.SQ.1.16.IK	5.12T20P	T20PQ



N° de commande Codice prodotto	d	h	l	l ₁	l ₂	D _{min}	f ₁	a	HWS
SH117.1425.30.1.08.IK	25	23	33	83	20	14,2	6,75	13	1170805
SH117.1625.30.1.10.IK	25	23	38	88	25	16,2	7,75	15	1171005
SH117.2432.30.1.12.IK	32	30	43	103	30	24,3	11,5	22	1171205
SH117.3032.30.1.16.IK	32	30	53	113	40	30,5	14,5	28	1171605

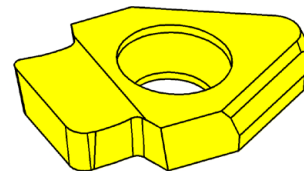
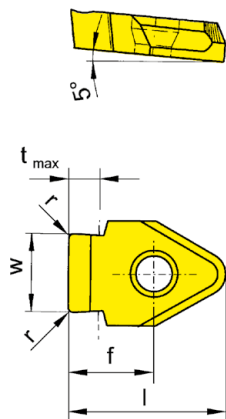
Le raccord du liquide de coupe G1/8 ne fait pas partie de la référence. Merci de le commander séparément.
L'adduttore del refrigerante G1/8 va ordinato separatamente!

X

Pièces Détachées

Ricambi

Porte outils Portainsero	Vis de serrage Vite di serraggio	Tournevis TORX PLUS® Cacciavite TORX PLUS®
SH117.1425.30.1.08.IK	030.3509.T15P	T15PQ
SH117...	4.09T15P	T15PQ
SH117.3032.30.1.16.IK	5.12T20P	T20PQ



Nuance
Leghe

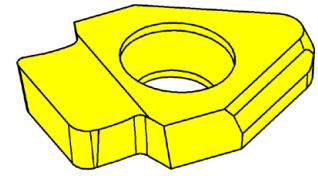
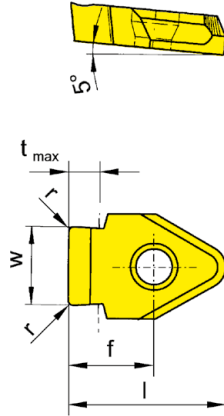
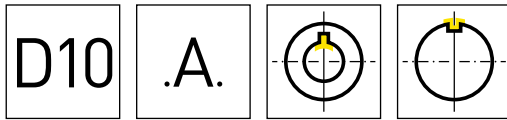
▲ en stock
a stock

Δ 4 semaines
4 settimane

N° de commande Codice prodotto	Nw	w	l	r	D _{min}	t _{max}	f	Forme Forma	HIS	AN45
S117.0412.05.08.A1	4	4,12	13	0,5	14	2,1	6	F	117F805	▲
S117.0612.09.10.A1	6	6,12	16	0,85	22	2,6	8	B	117B005	▲
S117.0713.11.10.A1	7	7,13	16	1,05	22	3,3	8	B	117B005	▲
S117.0813.11.10.A1	8	8,13	16	1,05	22	3,4	8	B	117B005	▲
S117.1013.11.14.A1	10	10,13	20,7	1,05	30	4,2	11,2	C	117C605	▲
S117.1215.14.14.A1	12	12,15	20,7	1,35	38	5,1	11,2	D	117D605	▲
S117.1215.18.14.A1	16	12,15	20,7	1,75	38	6,6	11,2	D	117D605	▲
S117.1215.23.14.A1	24	12,15	20,7	2,25	38	8,5	11,2	D	117D605	▲

Recommandé pour: Unités de brochage
Raccomandato per unità a stozzare motorizzate

P	●
M	o
K	●
N	●
S	o
H	-



Nuance
Leghe

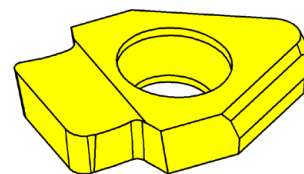
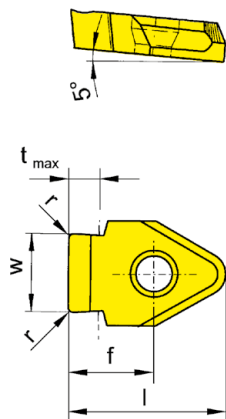
▲ en stock
a stock

Δ 4 semaines
4 settimane

N° de commande Codice prodotto	Nw	w	l	r	D _{min}	t _{max}	f	Forme Forma	HIS	AN45
S117.0305.01.08.A1	3	3,05	13	0,12	14	2	6	G	117G805	▲
S117.0407.01.08.A1	4	4,07	13	0,12	14	2,2	6	F	117F805	▲
S117.0507.02.08.A1	5	5,07	13	0,2	14	2,9	6	F	117F805	▲
S117.0507.02.10.A1	5	5,07	14,5	0,2	14	2,8	6,5	A	117A005	▲
S117.0607.02.10.A1	6	6,07	14,5	0,2	17	3,5	6,5	A	117A005	▲
S117.0808.02.10.A1	8	8,08	16	0,2	22	4,3	8	B	117B005	▲
S117.1008.03.14.A1	10	10,08	20,7	0,3	30	4,4	11,2	C	117C605	▲
S117.1210.03.14.A1	12	12,1	20,7	0,3	38	5,9	11,2	D	117D605	▲
S117.1410.03.16.A1	14	14,1	20,7	0,3	40	6,8	11,2	E	117E605	▲

Recommandé pour: Unités de brochage
Raccomandato per unità a stozzare motorizzate

P	●
M	o
K	●
N	●
S	o
H	-



Nuance
Leghe

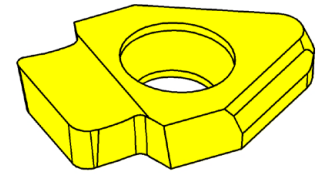
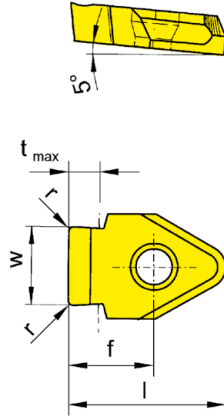
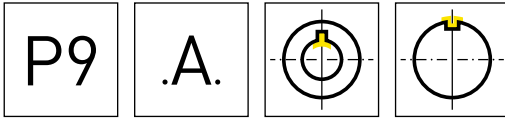
▲ en stock
a stock

Δ 4 semaines
4 settimane

N° de commande Codice prodotto	Nw	w	l	r	D _{min}	t _{max}	f	Forme Forma	HIS	AN45
S117.0302.01.08.A1	3	3,02	13	0,12	14	2	6	G	117G805	▲
S117.0402.01.08.A1	4	4,02	13	0,12	14	2,2	6	F	117F805	▲
S117.0502.02.08.A1	5	5,02	13	0,2	14	2,9	6	F	117F805	▲
S117.0502.02.10.A1	5	5,02	14,5	0,2	17	2,8	6,5	A	117A005	▲
S117.0602.02.10.A1	6	6,02	14,5	0,2	17	3,5	6,5	A	117A005	▲
S117.0803.02.10.A1	8	8,03	16	0,2	22	4,3	8	B	117B005	▲
S117.1003.03.14.A1	10	10,03	20,7	0,3	30	4,4	11,2	C	117C605	▲
S117.1203.03.14.A1	12	12,04	20,7	0,3	38	5,9	11,2	D	117D605	▲
S117.1403.03.16.A1	14	14,04	20,7	0,3	40	6,8	11,2	E	117E605	▲

Recommandé pour: Unités de brochage
Raccomandato per unità a stozzare motorizzate

P	●
M	o
K	●
N	●
S	o
H	-



Nuance
Leghe

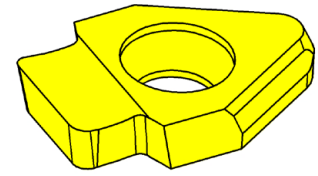
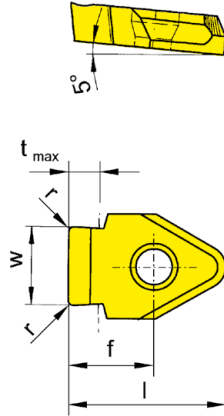
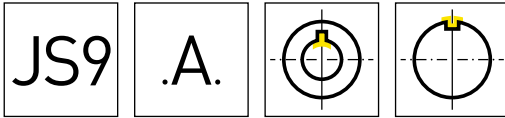
▲ en stock
a stock

△ 4 semaines
4 settimane

N° de commande Codice prodotto	Nw	w	l	r	D _{min}	t _{max}	f	Forme Forma	HIS	AN45
S117.0298.01.08.A1	3	2,99	13	0,12	14	2	6	G	117G805	▲
S117.0397.01.08.A1	4	3,98	13	0,12	14	2,2	6	F	117F805	▲
S117.0497.02.08.A1	5	4,98	13	0,2	14	2,9	6	F	117F805	▲
S117.0497.02.10.A1	5	4,98	14,5	0,2	17	2,8	6,5	A	117A005	▲
S117.0597.02.10.A1	6	5,98	14,5	0,2	17	3,5	6,5	A	117A005	▲
S117.0796.02.10.A1	8	7,98	16	0,2	22	4,3	8	B	117B005	▲
S117.0996.03.14.A1	10	9,98	20,7	0,3	30	4,4	11,2	C	117C605	▲
S117.1196.03.14.A1	12	11,97	20,7	0,3	38	5,9	11,2	D	117D605	▲
S117.1396.03.16.A1	14	13,97	20,7	0,3	40	6,8	11,2	E	117E605	▲

Recommandé pour: Unités de brochage
Raccomandato per unità a stozzare motorizzate

P	●
M	o
K	●
N	●
S	o
H	-



Nuance
Leghe

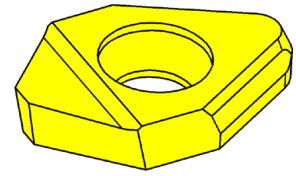
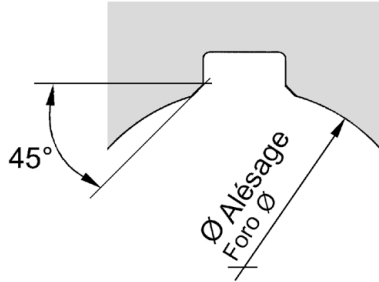
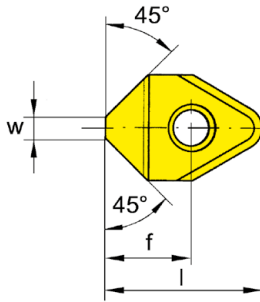
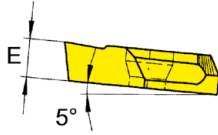
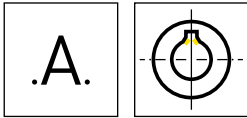
▲ en stock
a stock

Δ 4 semaines
4 settimane

N° de commande Codice prodotto	Nw	w	l	r	D _{min}	t _{max}	f	Forme Forma	HIS	AN45
S117.0300.01.08.A1	3	3,01	13	0,12	14	2	6	G	117G805	▲
S117.0400.01.08.A1	4	4,01	13	0,12	14	2,2	6	F	117F805	▲
S117.0500.02.08.A1	5	5,01	13	0,2	14	2,9	6	F	117F805	▲
S117.0500.02.10.A1	5	5,01	14,5	0,2	17	2,8	6,5	A	117A005	▲
S117.0600.02.10.A1	6	6,01	14,5	0,2	17	3,5	6,5	A	117A005	▲
S117.0800.02.10.A1	8	8,01	16	0,2	22	4,3	8	B	117B005	▲
S117.1000.03.14.A1	10	10,01	20,7	0,3	30	4,4	11,2	C	117C605	▲
S117.1200.03.14.A1	12	12,01	20,7	0,3	38	5,9	11,2	D	117D605	▲
S117.1200.05.14.A1	12	12	20,7	0,5	38	8,5	11,2	D	117D605	▲
S117.1400.03.16.A1	14	14,01	20,7	0,3	40	6,8	11,2	E	117E605	▲

Recommandé pour: Unités de brochage
Raccomandato per unità a stozzare motorizzate

P	●
M	o
K	●
N	●
S	o
H	-



Nuance
Leghe

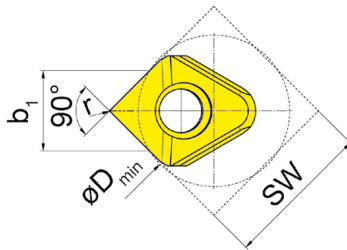
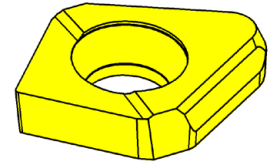
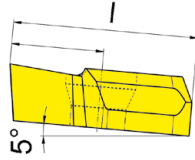
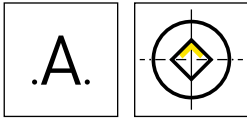
▲ en stock
a stock

Δ 4 semaines
4 settimane

N° de commande Codice prodotto	w	l	D _{min}	f	Forme	HIS	AN45
S117.1545.10.A1	1,5	16	17	8	A	117A005	▲
S117.2445.08.A1	2,4	13	14	6	F	117F805	▲
S117.3045.10.A1	3	16	22	8	B	117B005	▲
S117.6045.14.A1	6	20,7	30	11,2	C/D	117C605 • 117D605	▲

Recommandé pour: Unités de brochage
Raccomandato per unità a stozzare motorizzate

P	●
M	o
K	●
N	●
S	o
H	-



Nuance
Leghe

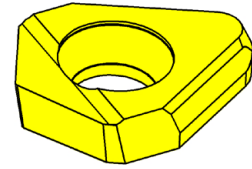
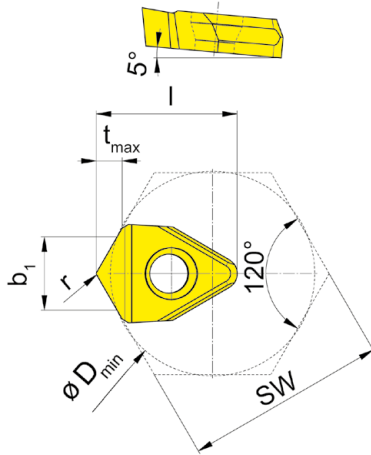
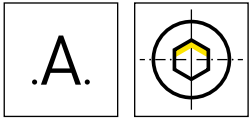
▲ en stock
a stock

Δ 4 semaines
4 settimane

N° de commande Codice prodotto	SW	b ₁	l	r	D _{min}	Porte outils Portainserito	HIS	AN45
S117.SQ.1315.08.A1	13-15	6,61-7,84	13	0,2	13,5	SH117.1325.SQ.1.08.IK	1170805	▲
S117.SQ.1517.10.A1	15-17	7,84-9,08	14,8	0,2	15,5	SH117.1525.SQ.1.10.IK	1171005	▲
S117.SQ.1719.12.A1	17-19	9,08-10,33	16,7	0,2	17,5	SH117.1732.SQ.1.12.IK	1171205	▲
S117.SQ.1922.16.A1	19-22	10,33-12,22	19	0,2	19,5	SH117.1932.SQ.1.16.IK	1171605	▲

Recommandé pour: Unités de brochage
Raccomandato per unità a stozzare motorizzate

P	●
M	○
K	●
N	●
S	○
H	-



▲ en stock
a stock

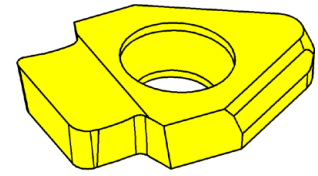
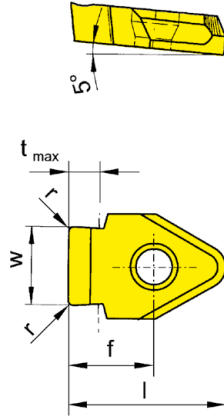
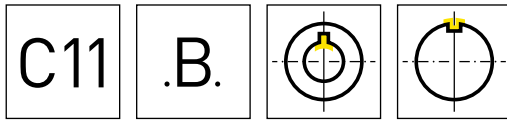
Δ 4 semaines
4 settimane

Nuance
Leghe

N° de commande Codice prodotto	SW	b ₁	l	r	D _{min}	t _{max}	Porte outils Portainserito	HIS	AN45
S117.SW14.08.A1	14-16	4,94-5,80	13	0,2	14,2-16,2	1,9	SH117.1425.30.1.08	1170805	▲
S117.SW16.10.A1	16-22	5,80-8,43	14	0,2	16,2-22,2	2,5	SH117.1625.30.1.10	1171005	▲
S117.SW24.12.A1	24-27	8,70-10,00	17	0,3	24,3-27,3	3	SH117.2432.30.1.12	1171205	▲
S117.SW30.16.A1	30-36	11,32-13,97	20,7	0,3	30,3-36,3	4,2	SH117.3032.30.1.16	1171605	▲

Recommandé pour: Unités de brochage
Raccomandato per unità a stozzare motorizzate

P	●
M	○
K	●
N	●
S	○
H	-



Nuance
Leghe

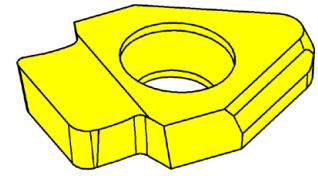
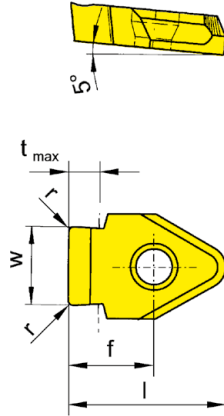
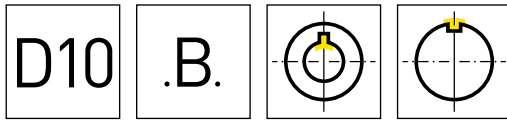
▲ en stock
a stock

Δ 4 semaines
4 settimane

N° de commande Codice prodotto	Nw	w	l	r	D _{min}	t _{max}	f	Forme Forma	HIS	AN45
S117.0310.04.08.B1	3	3,1	13	0,35	14	2	6	G	117G805	▲
S117.0412.05.08.B1	4	4,12	13	0,5	14	2,1	6	F	117F805	▲
S117.0612.09.10.B1	6	6,12	16	0,85	22	2,6	8	B	117B005	▲
S117.0713.11.10.B1	7	7,13	16	1,05	22	3,3	8	B	117B005	▲
S117.0813.11.10.B1	8	8,13	16	1,05	22	3,4	8	B	117B005	▲
S117.1013.11.14.B1	10	10,13	20,7	1,05	30	4,2	11,2	C	117C605	▲
S117.1215.14.14.B1	12	12,15	20,7	1,35	38	5,1	11,2	D	117D605	▲
S117.1215.18.14.B1	16	12,15	20,7	1,75	38	6,6	11,2	D	117D605	▲
S117.1215.23.14.B1	24	12,15	20,7	2,25	38	8,5	11,2	D	117D605	▲
S117.1417.14.16.B1	14	14,17	20,7	1,35	40	6,8	11,2	E	117E605	▲
S117.1617.18.18.B1	16	16,17	28,6	1,75	40	6,8	15,6	H	117H005	▲
S117.1817.18.20.B1	18	18,17	28,6	1,75	50	7,8	15,6	I	117I005	▲
S117.2020.20.20.B1	20	20,2	28,6	1,95	50	7,8	15,6	I	117I005	▲

Recommandé pour: brochage conventionnel
Raccomandata per stozzatura cnc convenzionale

P	●
M	o
K	●
N	●
S	o
H	-



Nuance
Leghe

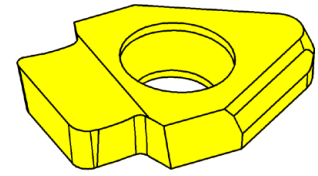
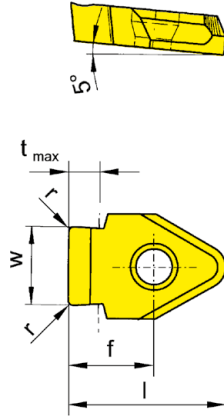
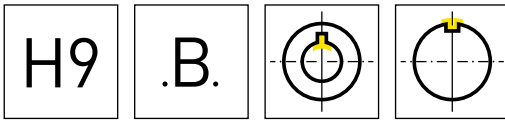
▲ en stock
a stock

Δ 4 semaines
4 settimane

N° de commande Codice prodotto	Nw	w	l	r	D _{min}	t _{max}	f	Forme Forma	HIS	AN45
S117.0305.01.08.B1	3	3,05	13	0,12	14	2	6	G	117G805	▲
S117.0407.01.08.B1	4	4,07	13	0,12	14	2,2	6	F	117F805	▲
S117.0507.02.08.B1	5	5,07	13	0,2	14	2,9	6	F	117F805	▲
S117.0507.02.10.B1	5	5,07	14,5	0,2	17	2,8	6,5	A	117A005	▲
S117.0607.02.10.B1	6	6,07	14,5	0,2	17	3,5	6,5	A	117A005	▲
S117.0808.02.10.B1	8	8,08	16	0,2	22	4,3	8	B	117B005	▲
S117.1008.03.14.B1	10	10,08	20,7	0,3	30	4,4	11,2	C	117C605	▲
S117.1210.03.14.B1	12	12,1	20,7	0,3	38	5,9	11,2	D	117D605	▲
S117.1410.03.16.B1	14	14,1	20,7	0,3	40	6,8	11,2	E	117E605	▲
S117.1610.03.18.B1	16	16,1	26,8	0,3	40	6,8	15,4	H	117H005	▲
S117.1810.03.20.B1	18	18,1	26,8	0,3	50	7,8	15,6	I	117I005	▲
S117.2012.05.20.B1	20	20,12	26,8	0,5	50	8,5	15,6	I	117I005	▲

Recommandé pour: brochage conventionnel
Raccomandata per stozzatura cnc convenzionale

P	●
M	o
K	●
N	●
S	o
H	-



Nuance
Leghe

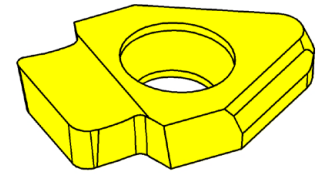
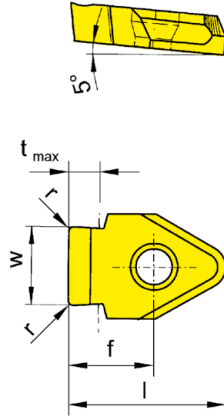
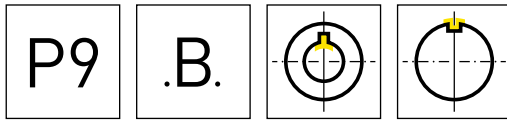
▲ en stock
a stock

Δ 4 semaines
4 settimane

N° de commande Codice prodotto	Nw	w	l	r	D _{min}	t _{max}	f	Forme Forma	HIS	AN45
S117.0302.01.08.B1	3	3,02	13	0,12	14	2	6	G	117G805	▲
S117.0402.01.08.B1	4	4,02	13	0,12	14	2,2	6	F	117F805	▲
S117.0502.02.08.B1	5	5,02	13	0,2	14	2,9	6	F	117F805	▲
S117.0502.02.10.B1	5	5,02	14,5	0,2	17	2,8	6,5	A	117A005	▲
S117.0602.02.10.B1	6	6,02	14,5	0,2	17	3,5	6,5	A	117A005	▲
S117.0803.02.10.B1	8	8,03	16	0,2	22	4,3	8	B	117B005	▲
S117.1003.03.14.B1	10	10,03	20,7	0,3	30	4,4	11,2	C	117C605	▲
S117.1203.03.14.B1	12	12,04	20,7	0,3	38	5,9	11,2	D	117D605	▲
S117.1403.03.16.B1	14	14,04	20,7	0,3	40	6,8	11,2	E	117E605	▲
S117.1603.03.18.B1	16	16,04	28,6	0,3	40	6,8	15,6	H	117H005	▲
S117.1803.03.20.B1	18	18,04	28,6	0,3	50	7,8	15,6	I	117I005	▲
S117.2004.05.20.B1	20	20,04	28,6	0,5	50	8,5	15,6	I	117I005	▲

Recommandé pour: brochage conventionnel
Raccomandata per stozzatura cnc convenzionale

P	●
M	o
K	●
N	●
S	o
H	-



Nuance
Leghe

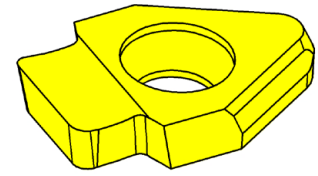
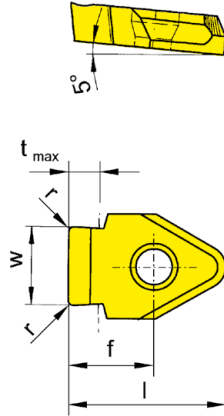
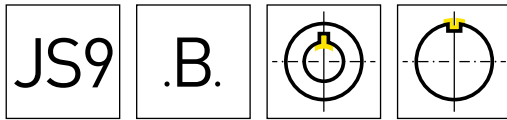
▲ en stock
a stock

Δ 4 semaines
4 settimane

N° de commande Codice prodotto	Nw	w	l	r	D _{min}	t _{max}	f	Forme Forma	HIS	AN45
S117.0298.01.08.B1	3	2,99	13	0,12	14	2	6	G	117G805	▲
S117.0397.01.08.B1	4	3,98	13	0,12	14	2,2	6	F	117F805	▲
S117.0497.02.08.B1	5	4,98	13	0,2	14	2,9	6	F	117F805	▲
S117.0497.02.10.B1	5	4,98	14,5	0,2	17	2,8	6,5	A	117A005	▲
S117.0597.02.10.B1	6	5,98	14,5	0,2	17	3,5	6,5	A	117A005	▲
S117.0796.02.10.B1	8	7,98	16	0,2	22	4,3	8	B	117B005	▲
S117.0996.03.14.B1	10	9,98	20,7	0,3	30	4,4	11,2	C	117C605	▲
S117.1196.03.14.B1	12	11,97	20,7	0,3	38	5,9	11,2	D	117D605	▲
S117.1396.03.16.B1	14	13,97	20,7	0,3	40	6,8	11,2	E	117E605	▲
S117.1597.03.18.B1	16	15,97	28,6	0,3	40	6,8	15,6	H	117H005	▲
S117.1797.03.20.B1	18	17,97	28,6	0,3	50	7,8	15,6	I	117I005	▲
S117.1997.05.20.B1	20	19,97	28,6	0,5	50	8,5	15,6	I	117I005	▲

Recommandé pour: brochage conventionnel
Raccomandata per stozzatura cnc convenzionale

P	●
M	o
K	●
N	●
S	o
H	-



Nuance
Leghe

▲ en stock
a stock

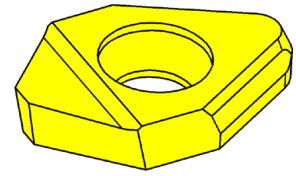
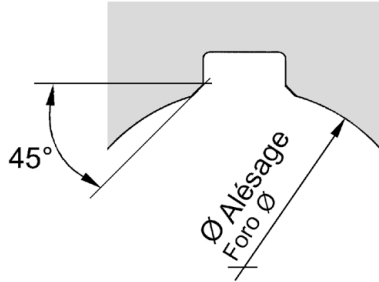
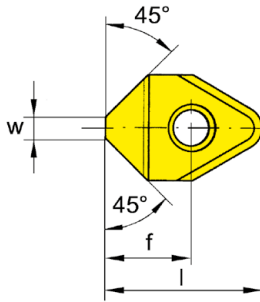
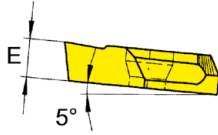
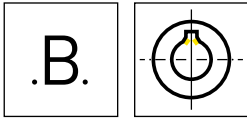
Δ 4 semaines
4 settimane

N° de commande Codice prodotto	Nw	w	l	r	D _{min}	t _{max}	f	Forme Forma	HIS	AN45
S117.0300.01.08.B1	3	3,01	13	0,12	14	2	6	G	117G805	▲
S117.0400.01.08.B1	4	4,01	13	0,12	14	2,2	6	F	117F805	▲
S117.0500.02.08.B1	5	5,01	13	0,2	14	2,9	6	F	117F805	▲
S117.0500.02.10.B1	5	5,01	14,5	0,2	17	2,8	6,5	A	117A005	▲
S117.0600.02.10.B1	6	6,01	14,5	0,2	17	3,5	6,5	A	117A005	▲
S117.0800.02.10.B1	8	8,01	16	0,2	22	4,3	8	B	117B005	▲
S117.1000.03.14.B1	10	10,01	20,7	0,3	30	4,4	11,2	C	117C605	▲
S117.1200.03.14.B1	12	12,01	20,7	0,3	38	5,9	11,2	D	117D605	▲
S117.1200.05.14.B1	12	12	20,7	0,5	38	8,5	11,2	D	117D605	▲
S117.1400.03.16.B1	14	14,01	20,7	0,3	40	6,8	11,2	E	117E605	▲
S117.1601.03.18.B1	16	16,01	28,6	0,3	40	6,8	15,6	H	117H005	▲
S117.1801.03.20.B1	18	18,01	28,6	0,3	50	7,8	15,6	I	117I005	▲
S117.2002.05.20.B1	20	20,02	28,6	0,5	50	8,5	15,6	I	117I005	▲

Recommandé pour: brochage conventionnel
Raccomandata per stozzatura cnc convenzionale

Plaquette S117.1200.05.14 = Nw à partir 12 mm!
Inserto S117.1200.05.14 = Nw da 12 mm!

P	●
M	o
K	●
N	●
S	o
H	-



Nuance
Leghe

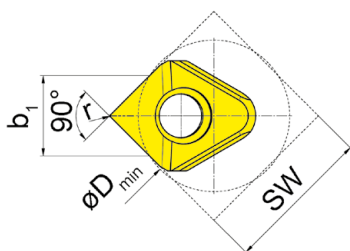
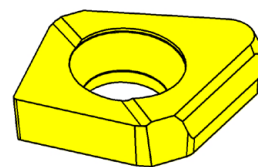
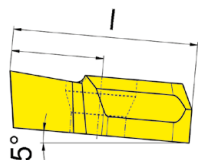
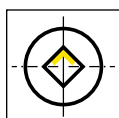
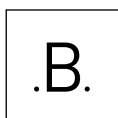
▲ en stock
a stock

Δ 4 semaines
4 settimane

N° de commande Codice prodotto	w	l	D _{min}	f	Forme Forma	HIS	AN45
S117.1545.10.B2	1,5	16	17	8	A	117A005	▲
S117.2445.08.B2	2,4	13	14	6	F	117F805	▲
S117.3045.10.B2	3	16	22	8	B	117B005	▲
S117.6045.14.B2	6	20,7	30	11,2	C/D	117C605 • 117D605	▲

Recommandé pour: brochage conventionnel
Raccomandata per stozzatura cnc convenzionale

P	●
M	o
K	●
N	●
S	o
H	-



Nuance
Leghe

▲ en stock
a stock

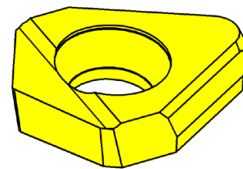
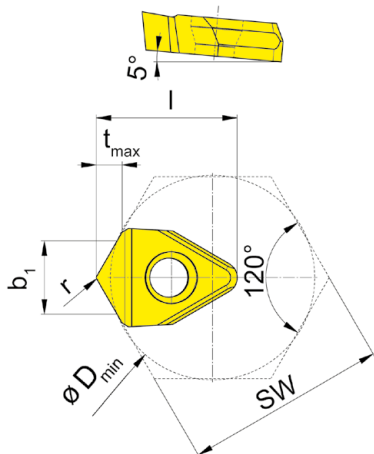
Δ 4 semaines
4 settimane

N° de commande Codice prodotto	SW	b ₁	l	r	D _{min}	Porte outils Portainserito	HIS	AN45
S117.SQ.1315.08.B2	13-15	6,61-7,84	13	0,2	13,5	SH117.1325.SQ.1.08.IK	1170805	▲
S117.SQ.1517.10.B2	15-17	7,84-9,08	14,8	0,2	15,5	SH117.1525.SQ.1.10.IK	1171005	▲
S117.SQ.1719.12.B2	17-19	9,08-10,33	16,7	0,2	17,5	SH117.1732.SQ.1.12.IK	1171205	▲
S117.SQ.1922.16.B2	19-22	10,33-12,22	19	0,2	19,5	SH117.1932.SQ.1.16.IK	1171605	▲

Recommandé pour: brochage conventionnel
Raccomandata per stozzatura cnc convenzionale

P	●
M	○
K	●
N	●
S	○
H	-





▲ en stock
a stock

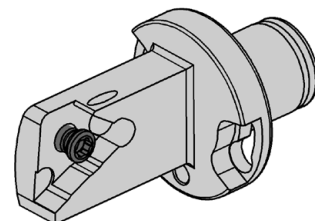
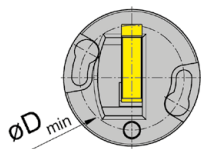
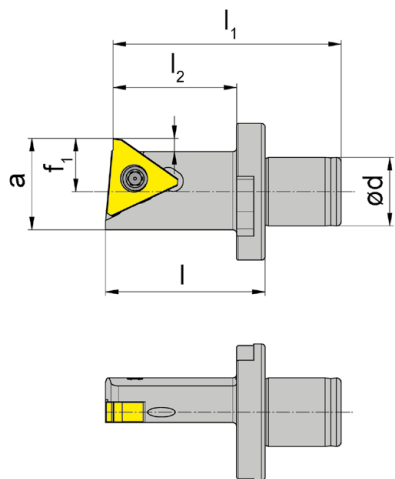
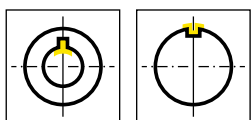
Δ 4 semaines
4 settimane

Nuance
Leghe

N° de commande Codice prodotto	SW	b ₁	l	r	D _{min}	t _{max}	Porte outils Portainsero	HIS	AN45
S117.SW14.08.B2	14-16	4,94-5,80	13	0,2	14,2-16,2	1,9	SH117.1425.30.1.08	1170805	▲
S117.SW16.10.B2	16-22	5,80-8,43	14	0,2	16,2-22,2	2,5	SH117.1625.30.1.10	1171005	▲
S117.SW24.12.B2	24-27	8,70-10,00	17	0,3	24,3-27,3	3	SH117.2432.30.1.12	1171205	▲
S117.SW30.16.B2	30-36	11,32-13,97	20,7	0,3	30,3-36,3	4,2	SH117.3032.30.1.16	1171605	▲

Recommandé pour: brochage conventionnel
Raccomandata per stozzatura cnc convenzionale

P	●
M	○
K	●
N	●
S	○
H	-



N° de commande Codice prodotto	d	l	l ₁	l ₂	D _{min}	f ₁	a	HIS	HMS
356.3018.A.05	18	42	62	34	27,5	14	24	31505R	AR2P

Pour les dispositifs de brochage AP2R/AP3R
Per Unità a Stozzare AP2R/AP3R

X

Pièces Détachées

Ricambi

Porte outils Portainserto	Vis de serrage Vite di serraggio	Tournevis TORX PLUS® Cacciavite TORX PLUS®
356.3018.A.05	030.500P.0232	T20PQ

Brochage
Stozzatura

Tolérance Tolleranza	Largeur Larghezza	D _{min}	Plaque Inserto ...A..	Plaque Inserto ...B..	Porte outils Portainsero
C11	3,1	14	S117.0310.04.08.A1	S117.0310.04.08.B1	SH117...
C11	4,12	14	S117.0412.05.08.A1	S117.0412.05.08.B1	SH117...
C11	6,12	22	S117.0612.09.10.A1	S117.0612.09.10.B1	SH117...
C11	7,13	22	S117.0713.11.10.A1	S117.0713.11.10.B1	SH117...
C11	8,13	22	S117.0813.11.10.A1	S117.0813.11.10.B1	SH117...
C11	10,13	30		S117.1013.11.14.B1	SH117...
C11	12,15	38		S117.1215.14.14.B1	SH117...
C11	12,15	38		S117.1215.18.14.B1	SH117...
C11	12,15	38		S117.1215.23.14.B1	SH117...
C11	14,17	40		S117.1417.14.16.B1	SH117...
C11	16,17	40		S117.1617.18.18.B1	SH117...
C11	18,17	50		S117.1817.18.20.B1	SH117...
C11	20,2	50		S117.2020.20.20.B1	SH117...
D10	3,05	14	S117.0305.01.08.A1	S117.0305.01.08.B1	SH117...
D10	4,07	14	S117.0407.01.08.A1	S117.0407.01.08.B1	SH117...
D10	5,07	14	S117.0507.02.08.A1	S117.0507.02.08.B1	SH117...
D10	5,07	17	S117.0507.02.10.A1	S117.0507.02.10.B1	SH117...
D10	6,07	17	S117.0607.02.10.A1	S117.0607.02.10.B1	SH117...
D10	8,08	22	S117.0808.02.10.A1	S117.0808.02.10.B1	SH117...
D10	10,08	30		S117.1008.03.14.B1	SH117...
D10	12,1	38		S117.1210.03.14.B1	SH117...
D10	14,1	40		S117.1410.03.16.B1	SH117...
D10	16,1	40		S117.1610.03.18.B1	SH117...
D10	18,1	50		S117.1810.03.20.B1	SH117...
D10	20,12	50		S117.2012.05.20.B1	SH117...
H9	3,02	14	S117.0302.01.08.A1	S117.0302.01.08.B1	SH117...
H9	4,02	14	S117.0402.01.08.A1	S117.0402.01.08.B1	SH117...
H9	5,02	14	S117.0502.02.08.A1	S117.0502.02.08.B1	SH117...
H9	5,02	17	S117.0502.02.10.A1	S117.0502.02.10.B1	SH117...
H9	6,02	17	S117.0602.02.10.A1	S117.0602.02.10.B1	SH117...
H9	8,03	22	S117.0803.02.10.A1	S117.0803.02.10.B1	SH117...
H9	10,03	30		S117.1003.03.14.B1	SH117...
H9	12,04	38		S117.1203.03.14.B1	SH117...
H9	14,04	40		S117.1403.03.16.B1	SH117...
H9	16,04	40		S117.1603.03.18.B1	SH117...
H9	18,04	50		S117.1803.03.20.B1	SH117...
H9	20,04	50		S117.2004.05.20.B1	SH117...

X

Brochage

Stozzatura

Tolérance Tolleranza	Largeur Larghezza	D _{min}	Plaque Inserto ...A..	Plaque Inserto ...B..	Porte outils Portainsero
P9	2,99	14	S117.0298.01.08.A1	S117.0298.01.08.B1	SH117...
P9	3,98	14	S117.0397.01.08.A1	S117.0397.01.08.B1	SH117...
P9	4,98	14	S117.0497.02.08.A1	S117.0497.02.08.B1	SH117...
P9	4,98	17	S117.0497.02.10.A1	S117.0497.02.10.B1	SH117...
P9	5,98	17	S117.0597.02.10.A1	S117.0597.02.10.B1	SH117...
P9	7,98	22	S117.0796.02.10.A1	S117.0796.02.10.B1	SH117...
P9	9,98	30		S117.0996.03.14.B1	SH117...
P9	11,97	38		S117.1196.03.14.B1	SH117...
P9	13,97	40		S117.1396.03.16.B1	SH117...
P9	15,97	40		S117.1597.03.18.B1	SH117...
P9	17,97	50		S117.1797.03.20.B1	SH117...
P9	19,97	50		S117.1997.05.20.B1	SH117...
JS9	3,01	14	S117.0300.01.08.A1	S117.0300.01.08.B1	SH117...
JS9	4,01	14	S117.0400.01.08.A1	S117.0400.01.08.B1	SH117...
JS9	5,01	14	S117.0500.02.08.A1	S117.0500.02.08.B1	SH117...
JS9	5,01	17	S117.0500.02.10.A1	S117.0500.02.10.B1	SH117...
JS9	6,01	17	S117.0600.02.10.A1	S117.0600.02.10.B1	SH117...
JS9	8,01	22	S117.0800.02.10.A1	S117.0800.02.10.B1	SH117...
JS9	10,01	30		S117.1000.03.14.B1	SH117...
JS9	12,01	38		S117.1200.03.14.B1	SH117...
JS9	12	38		S117.1200.05.14.B1	SH117...
JS9	14,01	40		S117.1400.03.16.B1	SH117...
JS9	16,01	40		S117.1601.03.18.B1	SH117...
JS9	18,01	50		S117.1801.03.20.B1	SH117...
JS9	20,02	50		S117.2002.05.20.B1	SH117...

Hexagone intérieur
Sedi Esagone

SW	D _{min}	Plaque Inserto ...A..	Plaque Inserto ...B..	Porte outils Portainsero
14-16	13	S117.SW14.08.A1	S117.SW14.08.B2	SH117.1425.30.1.08
16-22	14	S117.SW16.10.A1	S117.SW16.10.B2	SH117.1625.30.1.10
24-27	17	S117.SW24.12.A1	S117.SW24.12.B2	SH117.2432.30.1.12
30-36	20,7	S117.SW30.16.A1	S117.SW30.16.B2	SH117.3032.30.1.16

Carré intérieur
Stozzatura quadri

SQ	D _{min}	Plaque Inserto ...A..	Plaque Inserto ...B..	Porte outils Portainsero
13-15	13,5	S117.SQ.1315.08.A1	S117.SQ.1315.08.B2	SH117.1325.SQ.1.08.IK
15-17	15,5	S117.SQ.1517.10.A1	S117.SQ.1517.10.B2	SH117.1525.SQ.1.10.IK
17-19	17,5	S117.SQ.1719.12.A1	S117.SQ.1719.12.B2	SH117.1732.SQ.1.12.IK
19-22	19,5	S117.SQ.1922.16.A1	S117.SQ.1922.16.B2	SH117.1932.SQ.1.16.IK

Conseils d'application pour le brochage

Suggerimenti di impiego in stozzatura

- Il est important d'utiliser une machine avec verrouillage mécanique de la broche.
- L'utilisation d'un liquide de coupe approprié est essentielle pour obtenir un bon état de surface, une longue durée de vie de l'outil et l'évacuation des copeaux. Une gorge de dégagement ou la possibilité d'une sortie „en rampe“ de la plaquette est nécessaire à l'extrémité de la rainure brochée.
- Le réglage de l'outil est très important. Vérifiez deux fois le diamètre de la pièce avant d'effectuer la première passe.
- L'outil doit être réglé sur la position 12 heures pour s'assurer que les copeaux tombent de la gorge.
- Prenez une mesure précise de la plaquette et programmez la dimension dans les paramètres de la machine-outil.
- Positionnez l'outil à la position de départ de la première passe et programmez un arrêt pour effectuer un contrôle visuel afin d'assurer une première passe sans collision de l'outil.
- E' fondamentale utilizzare una macchina col blocco mandrino.
- L'utilizzo del giusto lubrificante di taglio è fondamentale per un buon risultato di finitura, lunga vita-utensile ed evacuazione truciolo. E' importante poter avere una gola al fondo della stozzatura per consentire all'uten sile un'uscita in rampa verso il basso alla fine della stozzatura.
- Il settaggio dell'utensile è molto importante. Controllare il diametro del pezzo prima di fare la prima passata.
- L'utensile deve essere settato alle ore 12 per assicurare che il truciolo cada verso il basso.
- Controllate accuratamente l'inserto e programmate correttamente la misura all'alterno dei parametri macchina.
- Posizionare l'utensile nella posizione iniziale, effettuare la prima passata e fermarsi per controllare visivamente l'assenza o meno di eventuali collisioni.

Exemple d'usage:

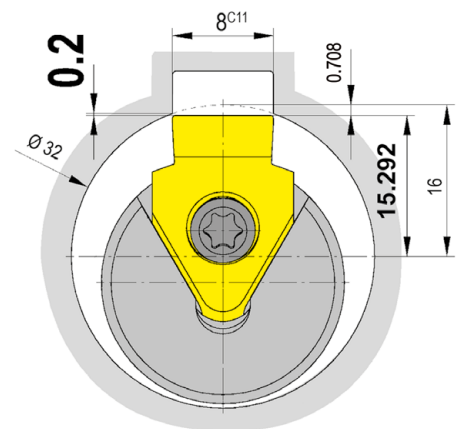
Ø de perçage 32 mm, largeur de rainure 8 mm:

Pour un rayon de perçage de 16 mm et une sécur té de 0,2 mm aux rayons d'angle de la plaquette, l'outil doit être réglé dans l'axe X à la cote d'approche de 15,292 mm (ou X 30,584) afin de garantir une course sans collision.

Esempio di lavorazione:

Diametro del foro 32mm, larghezza della gola 8 mm:

Con un raggio di 16mm e un margine di sicurezza di 0,2mm sui raggi d'angolo r 0,2mm, l'utensile deve essere settato a 15,292 mm sull'asse X per evitare collisioni all'inizio della lavorazione



Calcul pour le point de départ b_1 :

Calcolo della posizione di partenza b_1 :

$$c^2 = a^2 + b^2$$

$$b^2 = c^2 - a^2$$

$$b = \sqrt{c^2 - a^2}$$

$$b = \sqrt{16^2 - 4^2}$$

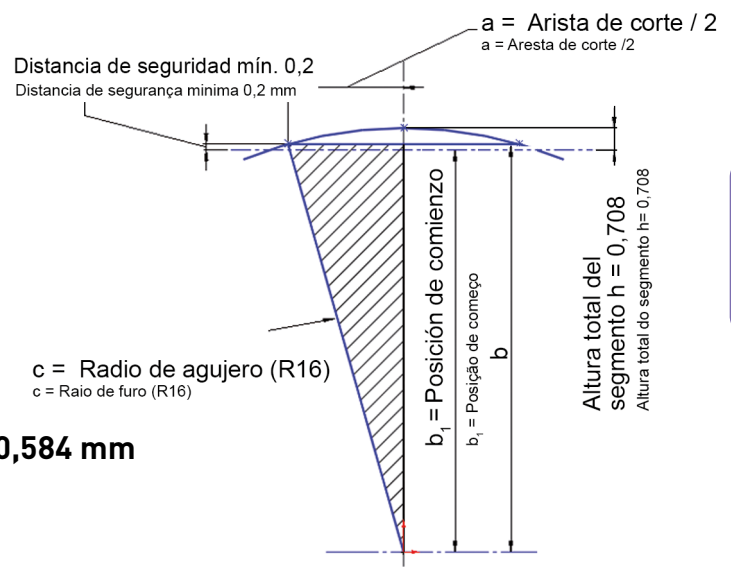
$$b = 15,491933$$

$$b_1 = b - \text{Distance de sécurité/Distanza di sicurezza}$$

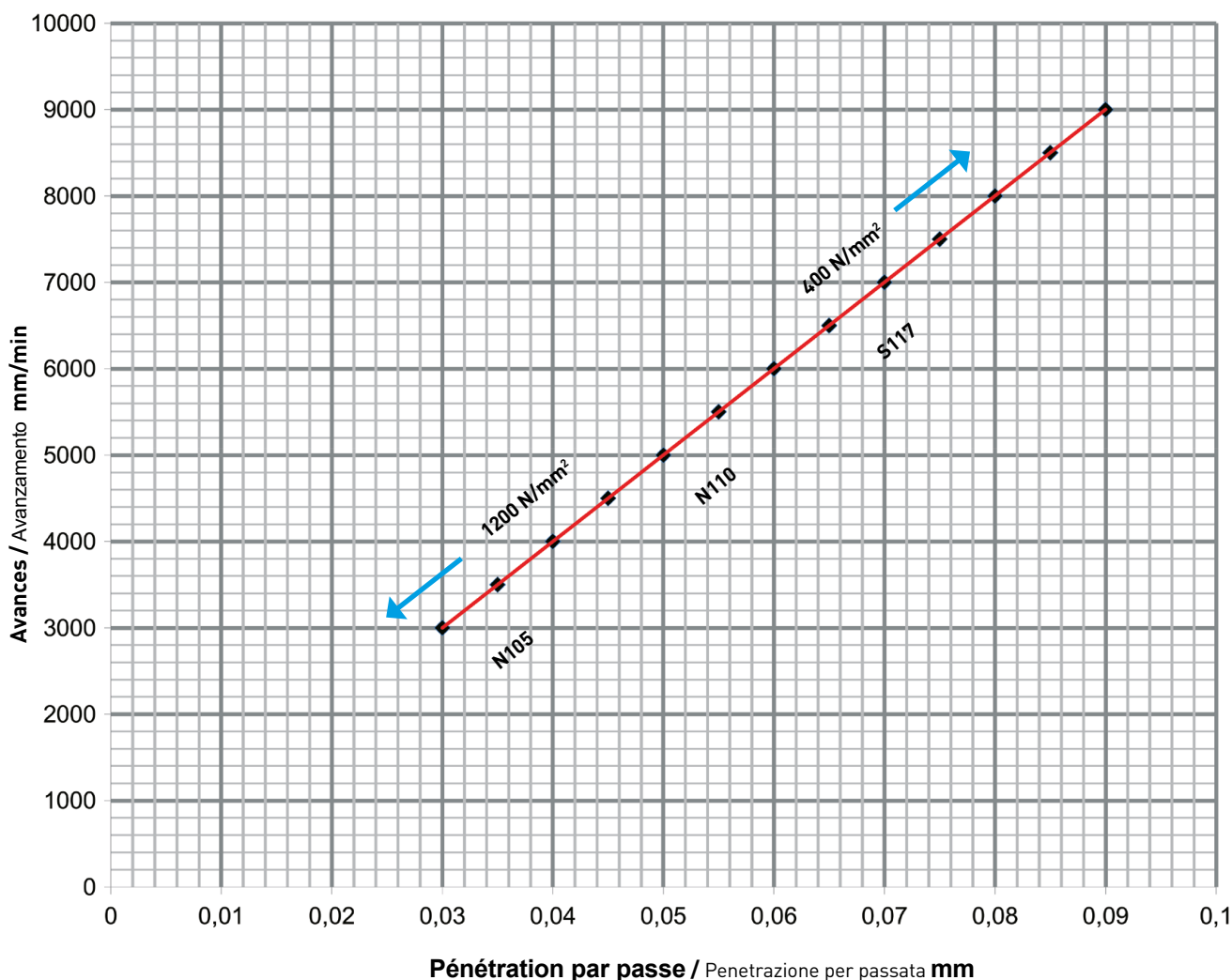
$$b_1 = 15,492 - 0,2 = 15,292 \text{ mm}$$

→ cela donne un diamètre de départ de 30,584 mm

→ equivalente ad un diametro di partenza Ø 30.584 mm



X



Les paramètres ci-dessus peuvent varier de + / - 20% proportionnellement au rayon de la pièce et l'état de la machine.


Conseils d'utilisations:

- Une gorge de dégagement ou encore une sortie de la matière en diagonale est essentielle pour éviter les bris de la pointe de la plaquette
- La pointe doit être complètement dégagée de la matière avant le retour
- Mesurer avec précision la position de l'outil de coupe et de la plaquette sur la machine-outil
- Placer l'outil à la position de départ et avant la première exécution du programme fixer un ordre stop M00 et vérifier l'alignement correct de l'outil pour éviter les collisions
- L'utilisation de liquide de coupe est essentielle pour parvenir à une bonne finition et état de surface, augmenter la durée de vie et améliorer l'évacuation des copeaux, en particulier pour aborder les trous borgnes

I parametri sopraindicati possono subire variazioni del +/- 20% in proporzione allo sbraccio del pezzo ed alle condizioni della macchina.

Suggerimenti applicativi:

- Una gola di scarico o in alternativa l'uscita dalla cava in diagonale è indispensabile per evitare rottura del tagliente
- Il tagliente deve essere completamente disimpegnato dalla cava prima della corsa di ritorno
- Misurare accuratamente la posizione del tagliente ed inserirla nei parametri macchina dell'utensile
- Posizionare l'utensile alla posizione di partenza ed alla prima esecuzione del programma impostare uno stop per poter verificare il corretto allineamento dell'utensile onde evitare collisioni
- L'utilizzo del fluido da taglio è fondamentale per ottenere una buona finitura superficiale, incrementare la vita utensile e migliorare l'evacuazione truciolo specialmente per brocciature fori ciechi.



Sommaire/Indexe	Page/Pag.
Couple des vis Serraggio della vite	798-802
Informations techniques Informazioni tecniche	803-805
Arrosage intérieur Lubrorefrigerazione interna	806-807
Vue d'ensemble des revêtements Panoramica dei rivestimenti	808-809
Conditions de coupe Parametri di taglio	810-815
Pièces détachées / Accessories Ricambi / Accessori	816-822

Couple de serrage

Coppia di serraggio



Les couples de serrage suivants sont autorisés pour les vis des plaquettes. Nous recommandons de ne pas utiliser de moyens de graisse supplémentaires (tels que la graisse au cuivre) pour les vis.

Le seguenti coppie di serraggio sono consentite per le viti degli inserti. Si raccomanda di non utilizzare grassi aggiuntivi (come la pasta di rame) per le viti.

Type Tipo	Vis Vite	M_d Nm	Clé de serrage Chiave	Lame Lama
050	030.0518.T20P	5,0	T20PQ	DT20PK
208	6.16	3,0	SW3DIN911	DSW30K
210	218.3	7,0	SW6DIN911	DSW60K
210...09/...K9	5.32T15P	5,0	T15PQ	DT15PK
211	6.19	3,0	SW3DIN911	DSW30K
213	218.3	7,0	SW6DIN911	DSW60K
213...09	5.32T15P	5,0	T15PQ	DT15PK
213...IK	6.14.912	6,0	SW5DIN911	DSW50K
214	218.3	7,0	SW6DIN911	DSW60K
214...09	5.32T15P	5,0	T15PQ	DT15PK
218	218.3	7,0	SW6DIN911	DSW60K
218...0.03.IK - 0.05.IK	6.23.T25P	7,0	T25PQ	DT25PK
218...2.03.IK - 2.05.IK	6.23.T25P	7,0	T25PQ	DT25PK
218...09/...K9	5.32T15P	5,0	T15PQ	DT15PK
219	218.3	7,0	SW6DIN911	DSW60K
219...09	5.32.3T15P	5,0	T15PQ	DT15PK
221	6.20.70P	5,0	T20PQ	DT20PK
225	218.3	7,0	SW6DIN911	DSW60K
226	218.3	7,0	SW6DIN911	DSW60K
226...09	5.32T15P	4,5	T15PQ	DT15PK
226...0.03.IK - 0.05.IK	6.23.T25P	7,0	T25PQ	DT25PK
226...2.03.IK - 2.05.IK	6.23.T25P	7,0	T25PQ	DT25PK
226.2608...	4.15T15P	5,0	T15PQ	DT15PQ
226.3208...	4.15T15P	5,0	T15PQ	DT15PQ
228	6.20.70P	5,0	T20PQ	DT20PK/DT20PQ
230	5.14	2,5	SW2,5DIN911	DSW25K
232	5.14	2,5	SW2,5DIN911	DSW25K
233	5.14	2,5	SW2,5DIN911	DSW25K
234	5.14	2,5	SW2,5DIN911	DSW25K
235	5.14	2,5	SW2,5DIN911	DSW25K
240	5.14	2,5	SW2,5DIN911	DSW25K
245	51.27.984P	4,0	T15PQ	DT15PK
248	5.14	2,5	SW2,5DIN911	DSW25K

Couple de serrage

Coppia di serraggio



Type Tipo	Vis Vite	M_d Nm	Clé de serrage Chiave	Lame Lama
250	5.14	2,5	SW2,5DIN911	DSW25K
253	5.14	2,5	SW2,5DIN911	DSW25K
254	5.14	2,5	SW2,5DIN911	DSW25K
255	5.14	2,5	SW2,5DIN911	DSW25K
257...05	218.3	6,5	SW6DIN911	DSW60K
257...07/...09	5.32.3T15P	5,0	T15PQ	DT15PK
309	6.25	4,5	SW3DIN911	DSW30K
330	5.12T20P	6,5	T20PQ	DT20PK/DT20PQ
333	5.12T20P	6,5	T20PQ	DT20PK/DT20PQ
340	6.25	4,5	SW3DIN911	DSW30K
356...3/...5	5.12T20P	6,5	T20PQ	DT20PK/DT20PQ
356...45.03	5F.08T20P	5,0	T20PQ	DT20PK/DT20PQ
356...6/...7/...10/...2.13	5.15T20P	6,5	T20PQ	DT20PK/DT20PQ
356...2.13.IK/...2.15.IK	5.15T20P	6,5	T20PQ	DT20PK/DT20PQ
357	5.12T20P	6,5	T20PQ	DT20PK/DT20PQ
360	6.25	4,5	SW3DIN911	DSW30K
361	030.0422.T10P	3,0	T10PL	DT10PK
368	4.15T15P	4,0	T15PQ	DT15PK
368...10.01	030.0422.T10	4,0	T10PL	DT10PK
369	6.25	4,5	SW3DIN911	DSW30K
390	6.25	4,5	SW3DIN911	DSW30K
391.1212...	030.0422.T10P	3,0	T10PL	DT10PK
391.1616...	5.32.3T15P	5,0	T15PQ	DT15PK
391.2...	6.25	4,5	SW3DIN911	DSW30K
974	030.3509.T15P	3,0	T15PQ	DT15PK
B105	6.075T15P	5,0	T15PQ	DT15PK
B105KM	6.075T15P	5,0	T15PQ	DT15PK
BU105	6.075T15P	5,0	T15PQ	DT15PK
B105.A022...	030.0422.T10P	3,0	T10PL	DT10PK
B105MD	DIN913-M5x5	1,0	SW2,5DIN911	DSW25K
B108 / B108KM	2.6.5T8EP	1,2	T8PL	DT8PK
B110	6.075T15P	5,0	T15PQ	DT15PK
B111	3.5.12T10EP	3,0	T10PL	DT10PK
B114	4.12T15EP	5,0	T15PQ	DT15PK
B119	5.11T15P	3,0	T15PL	DT15PK
B209	3.5.12T10EP	2,5	T10PL	DT10PK
B216.0020.1.2...IK	3.5.12T10EP	3,0	T10PL	DT10PK
B216...IK	5.13T20EP	6,0	T20PQ	DT20PK/DT20PQ

Couple de serrage

Coppia di serraggio



Type Tipo	Vis Vite	M_d Nm	Clé de serrage Chiave	Lame Lama
B223	5.11T15P	3,0	T15PL	DT15PK
B223...K2	4.09T15P	3,0	T15PL	DT15PK
B224.00...	5.13T20P	6,5	T20PQ	DT20PK/DT20PQ
B224.45... B224.60...	6.14T25P	7,0	T25PQ	DT25PK/DT25PQ
BK224	5.13T20EP	6,5	T20PQ	DT20PK/DT20PQ
BK229	5.13T20EP	6,0	T20PQ	DT20PK/DT20PQ
BKT	6.075T15P	5,5	T15PQ	DT15PK
E223	5.11T15P	3,0	T15PL	DT15PK
H32T...IK	030.2507.T7P	1,5	T7PL	DT7PK
H34T...10.IK	030.4093.T15P	3,0	T15PQ	DT15PK
H34T...20.IK	030.4010.T15P	5,0	T15PQ	DT15PK
H34T...30.IK	030.5012.T15P	6,0	T15PQ	DT15PK
H34T...40.IK	030.5012.T20P	6,0	T20PQ	DT20PK/DT20PQ
H64T...10.IK	030.4010.T15P	4,0	T15PQ	DT15PK
H64T...20.IK	030.4010.T15P	5,0	T15PQ	DT15PK
H105	6.075T15P	5,0	T15PQ	DT15PK
H100...01/...11/...21 + IK H100...02/...12/...22 + IK H100...71/...72 H100...71R/L/...72R/L	4.15T15P	5,0	T15PQ	DT15PK
H100...03/...13/...23 H100...04/...14/...24 H100...15 H100...1.23.IK	5.17T20P	6,5	T20PQ	DT20PK/DT20PQ
H100...04.IK H100...23.IK/...24.IK H100...73.IK/...74.IK	6.23T25P	7,0	T25PQ	DT25PK/DT25PQ
H100...73R/L/...74R/L	DIN912-M5x20	4,0	SW4DIN911	DSW40K
H100...83/...84	030.505P.0718	5,0	T15PQ	DT15PK
H100...83R/L/N/...84R/L/N	030.505P.0660	5,0	T15PQ	DT15PK
H100...93/...93R/L	030.0413.T15P	3,0	T15PQ	DT15PK
H100.2020.3.0.. H100.2525.3.0.. H100.3225.3.0./...38 H100.3225.4.0./...4.1.. H100...08/...10/...12	030.6075.T20P	5,0	T20PQ	DT20PK
H100.3232...	030.0625.T25P	7,0	T25PQ	DT25PK/DT25PQ
H100.52...	5.13T20P	5,0	T20PQ	DT20PK/DT20PQ
H117...10/...12 H117.1407.../...1439... H117.1441.../...1442...	4.09T15P	5,0	T15PQ	DT15PK
H117.1010.10	030.400P0227	5,0	T15PQ	DT15PK

Couple de serrage

Coppia di serraggio



Type Tipo	Vis Vite	M_d Nm	Clé de serrage Chiave	Lame Lama
H117...16/...32/...45 H117.1419.../.1440...	5.12T20P	6,0	T20PQ	DT20PK/DT20PQ
H117...20/...26	6.17T20P	7,0	T20PQ	DT20PK/DT20PQ
H117MD	030.400P.0227	5,0	T15PQ	DT15PK
H223	5.11T15P	3,0	T15PL	DT15PK
H223.2608.../.3208...	4.15T15P	5,0	T15PL	DT15PK
H224	6.23T25P	6,0	T25PQ	DT25PK/DT25PQ
H224.1212.81	6.17T25P	5,0	T25PQ	DT15PK
H224.1608.02/.23/.24 H224.2608.81/.82/.83	4.15T15P	5,0	T15PQ	DT15PK
H224.2608.01/.02 H224.3208.01/.02/.03	4.20T15P	4,3	T15PL	DT15PK
H224.2608.03	4.20T15P	4,3	T15PQ	DT15PK
H224.3208.93	030.0413T15P	3,0	T15PQ	DT15PK
H224..61/..62/..63/..64+IK	4.12.T15EP	5,0	T15PL	DT15PK
H224.1212.20...	4.12.T15EP	5,0	T15PQ	DT15PK
H224...65/...66/...83R	5.13.T20EP	6,5	T20PQ	DT20PK/DT20PQ
H262	030.2557.T8P	1,0	T8PL	DT8PK
H264 H264KM	3.5.12T10EP	3,0	T10PL	DT10PK
H274...04/...04.E	030.3509.T15P	3,0	T15PQ	DT15PK
H274...07	030.3513.T15P	3,0	T15PQ	DT15PK
H274KM	030.3509.T15P	3,0	T15PQ	DT15PK
H316	5.12T20P	6,5	T20PQ	DT20PK/DT20PQ
HC105	6.075T15P	5,5	T15PQ	DT15PK
HC105MD	DIN911-M4x5	1,0	SW2,0DIN911	SW20K
HC114	4.12T15EP	5,0	T15PQ	DT15PK
HC274KM	030.3509.T15P	3,0	T15PQ	DT15PK
HC316	5.12T20P	6,5	T20PQ	DT20PK/DT20PQ
KT274 KTC274	030.3509.T15P	3,0	T15PQ	DT15PK
L368	4.18T15EP	4,0	T15PQ	DT15PK
L849.0226.L...	6.23T25P	7,0	T25PQ	DT25PK/DT25PQ
LA210	218.3	7,0	SW6.911	DSW60K
LA226	218.3	7,0	SW6.911	DSW60K
LAK220	6.23T25P	7,0	T25PQ	DT25PK/DT25PQ
LAK224	5.13T20P	6,0	T20PQ	DT20PK/DT20PQ
LIK220	6.23T25P	7,0	T25PQ	DT25PK/DT25PQ
LIK224	5.13T20P	6,0	T20PQ	DT20PK/DT20PQ
LNK368	5.10T20P	6,0	T20PQ	DT20PK/DT20PQ

Couple de serrage

Coppia di serraggio



Type Tipo	Vis Vite	M_d Nm	Clé de serrage Chiave	Lame Lama
LNK760	5.13T20EP	6,0	T20PQ	DT20PK/DT20PQ
NK100	5.13T20P	6,5	T20PQ	DT20PK/DT20PQ
NK100.0840...	4.20T15P	4,3	T15PL	DT15PK
NK100.3215...	6.23T25P	7,0	T25PQ	DT25PK/DT25PQ
NK220	6.23T25P	7,0	T25PQ	DT25PK/DT25PQ
NK224.3215...	5.13T20P	6,0	T20PQ	DT20PK/DT20PQ
NK224.0840...	5.12T20P	6,5	T20PQ	DT20PK/DT20PQ
NK264	4.20T15P	4,3	T15PL	DT15PK
NK274	030.3509.T15P	3,0	T15PQ	DT15PK
NK356	5.12T20P	6,0	T20PQ	DT20PK/DT20PQ
NK360	5.12T20P	6,0	T20PQ	DT20PK/DT20PQ
NK360.0220...	5.32.3T15P	5,0	T15PQ	DT15PK
NK360.0840.1.01/02/03	030.0422.T10P	3,0	T10PL	DT10PK
NK360.0840.1.04	5.32.3T15P	5,0	T15PQ	DT15PK
NK368	030.400P.0602	4,0	T10PL	DT10PK
R76	030.3509.T15P	5,0	T15PQ	DT15PK
R849.0226.R...	6.23T25P	7,0	T25PQ	DT25PK/DT25PQ
R849...K2	DIN913-M8x12	7,0	SW5DIN911	DSW50K
RA210	218.3	7,0	SW6.911	DSW60K
RA226	218.3	7,0	SW6.911	DSW60K
RAK220	6.23T25P	7,0	T25PQ	DT25PK/DT25PQ
RAK224	5.13T20P	6,0	T20PQ	DT20PK/DT20PQ
RBA114	4.12.T15EP	5,0	T15PQ	DT15PK/DT15PQ
RIK220	6.23T25P	7,0	T25PQ	DT25PK/DT25PQ
RHC274	030.3509.T15P	5,0	T15PQ	DT15PK
RIK224	5.13T20P	6,0	T20PQ	DT20PK/DT20PQ
SB105	6.075T15P	5,0	T15PQ	DT15PQ
SB110	6.075T15P	5,0	T15PQ	DT15PQ
SH117...08	030.3509.T15P	3,5	T15PQ	DT15PK
SH117...10/...12	4.09T15P	5,0	T15PQ	DT15PK
SH117...16	5.12T20P	6,5	T20PQ	DT20PK/DT20PQ
SHM117...08	030.3509.T15P	3,5	T15PQ	DT15PK
VDI	6.075T15P	5,0	T15PQ	DT15PK

Chariotage

Tornitura in passata

Les outils à gorge HORN vous garantirons les profils et l'équerrage, même avec des efforts de coupes latéraux en copiage.

Une arête de coupe adaptée est nécessaire en chariotage, mais pas forcément utile pour un usinage de précision en plongée.

Gli utensili per gole della HORN vi garantiranno l'assoluta precisione dei profili e degli angoli, anche quando il tagliente in presa sarà sottoposto a forze in direzione trasversale.

Un tagliente flessibile (cioè che si piega sotto le forze di taglio) potrebbe essere desiderabile in tornitura in passata, ma non è indicato per gole di precisione.

Il faut s'assurer pendant le réglage de l'outil

que celui-ci est bien perpendiculaire

Si prega di porre grande attenzione quando si presetta l'utensile.

Occorre sempre assicurarsi che l'utensile sia ortogonale all'asse del pezzo.

Réglage incorrecte:

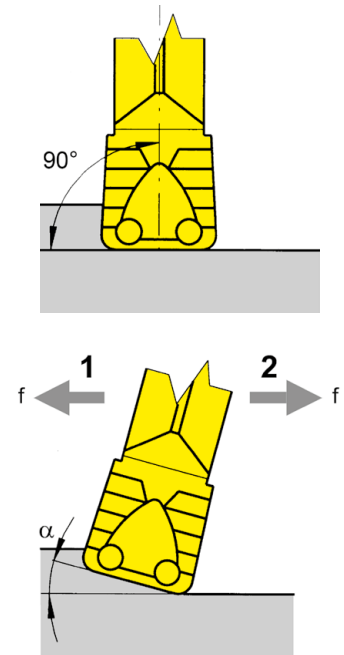
L'avance **1** engendre des vibrations. La tendance à vibrer augmente en fonction de la rigidité de la pièce à usiner.

L'avance **2** est acceptable en chariotage et n'aura pas d'effets négatifs pour l'opération.

Pre-setting non accurato:

L'avanzamento nella direzione **1** creerà delle vibrazioni. La tendenza alla vibrazione aumenterà nel caso di pezzo rigido.

L'avanzamento nella direzione **2** è indicato per tornitura in passata e non avrà effetti negativi sulla lavorazione.



Les outils à gorges ne doivent pas être considérés comme un remplacement des outils de chariotage standards ISO. Pour certaines opérations, l'usinage en plongée jumelé avec le chariotage permet de diminuer le nombre de changement d'outils et de réduire.

L'utensile per gole non dovrebbe essere visto come una semplice sostituzione di un porta inserto con inserti ISO da tornitura (CNMG, TNMG...). Ma in certe operazioni, come nel caso di gole e tornitura, l'utensile per gole con inserti HORN può ridurre il numero dei cambi utensile e quindi offrire una riduzione del tempo ciclo.

Largeurs de plaquettes:

Les largeurs 4, 5 et 6 mm sont recommandées pour le chariotage. L'encombrement et la dureté des pièces à usiner déterminent la largeur de la plaquette. Il faut de préférence choisir le rayon le plus grand possible.

Larghezza dell'inserto:

Gli inserti con spessore 4, 5 e 6 mm sono l'ideale per la tornitura in passata. La forma e la rigidità del pezzo determinano lo spessore dell'inserto. Si consiglia di utilizzare sempre l'inserto con il più grande raggio disponibile.

	Largeur 4 mm	5 mm	6 mm	
Larghezza				
a_{pmax}	2.8	3.5	4.0	.3.
f	0.15 - 0.30	0.15 - 0.40	0.15 - 0.40	
a_{pmax}	2.8	3.5	4.0	.5.
f	0.15 - 0.30	0.15 - 0.50	0.15 - 0.60	
a_{pmax}	2.8	3.5	4.0	.A.
f	0.10 - 0.25	0.10 - 0.30	0.10 - 0.30	

Profondeur de passe a_p en chariotage:

En chariotage la profondeur de passe dépend autant de la largeur de la plaque que de la dureté de la matière de la pièce usinée. La profondeur de passe maximum devra toujours être inférieure à la largeur de l'arête de coupe.

Formules de calcul: $a_{p \max} = w \times 0,7$ ou max. 3,0 mm
 $a_{p \min} = \text{rayon d'angle (r)}$

Die kleinste Schnittiefe $a_{p \min}$ entspricht dem Eckenradius der Schneidplatte. Bei geringerer Schnittiefe entstehen ungünstige feine Bandspäne.

Cutting depth a_p :

When side turning the cutting depth is dependent upon the width of insert as well as on the material and the rigidity of the workpiece. The max. depth would be limited by the length of the cutting edge.

Rule of thumb for calculation: $a_{p \max} = w \times 0,7$ or max. 3,0 mm
 $a_{p \min} = \text{corner radius (r)}$

The smallest cutting depth $a_{p \min}$ is governed by the edge radius of the insert. Cutting depth below the corner radius will create poor cutting conditions.

Avance max f_{\max} :

La règle générale est la suivante $f_{\max} = w \times 0,1$

Avanzamenti f_{\max} :

Regola empirica di calcolo $f_{\max} = w \times 0,1$

Chariotage entre deux flans

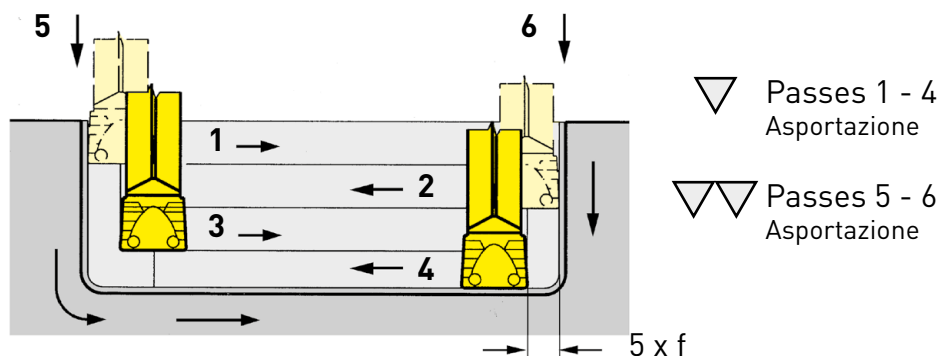
Tornitura in passata tra due spallamenti

En chariotage il faut toujours démarrer à coté du flan en direction de l'autre en laissant le même espace de chaque coté. L'usinage au contact des flans peut provoquer un mauvais enroulement du copeau et un risque de rupture de la plaquette. Il est recommandé d'utiliser la méthode ci dessus.

Pour les passes successives en charitage, il convient de laisser une valeur de $5 \times f$ avant les flans. Cette valeur évitera le coincement du copeau contre l'arête de coupe.

Quando si esegue una tornitura in passata tra due spallamenti, occorre sempre muoversi da uno spallamento verso l'altro. Una tornitura verso uno spallamento creerà un truciolo di difficile evacuazione e questo potrà causare l'eventuale rottura dell'inserto. Il modo di lavorare, quando si tratta di eseguire gole e di tornire in passata, raccomandato è quello indicato nella figura su indicata.

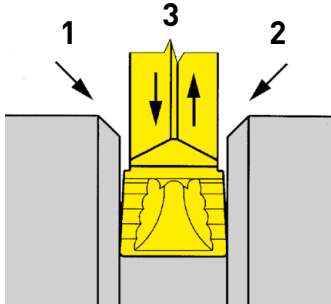
La seconda passata e quelle successive devono lasciare sugli spallamenti un sovrametallo pari a $5 \times f$. In tal modo si eviterà che il truciolo sia preso sotto il tagliente che avanza.



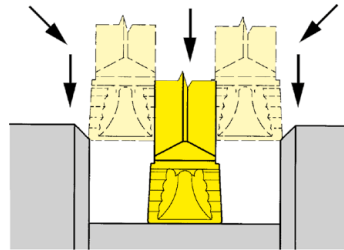
Chanfreinage de gorges avec plaquettes standard

Smussatura di gole con inserti standard

Largeur de gorge et de plaquette égale
Larghezza inserto e larghezza gola coincidono



Largeur de gorge supérieure à la plaquette
La gola è più larga dell'inserto

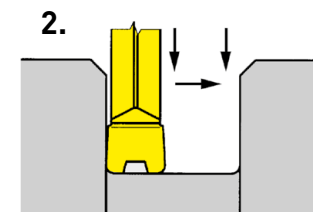
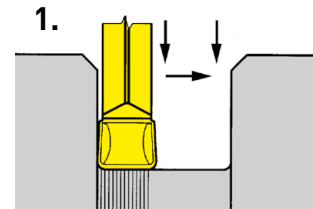


Méthodes pour la finition (Rainures d'étanchéité)

Finitura di gole (Gole di tenuta)

Ce processus est recommandé pour l'usinage en plongée et en copiant lorsque la qualité de l'état de surface demandé est très élevée. La figure 2 représente une plaquette spécifique type S224...NC...D2.

Talvolta si richiede una ottima finitura sia del fondo sia delle pareti della gola. In tal caso quando si effettua l'ultima passata di finitura, nel momento in cui il tagliente principale raggiunge in pieno il fondo della gola, possono apparire piccole vibrazioni. Anche se esse sono per lo più un semplice fenomeno ottico, possono pur tuttavia essere indesiderate. In figura 2 viene raffigurato un inserto tipo S224...NC...D2 modificato per renderlo adatto allo scopo. Da utilizzarsi però solo in finitura.

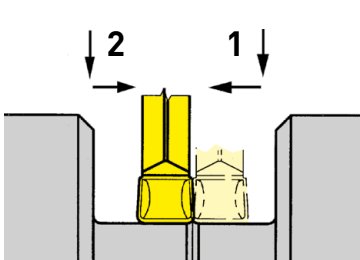


Création d'une bavure

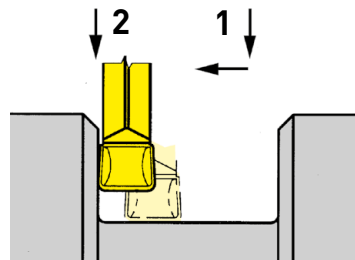
Formazione di truciolo a forma di anello

Le risque de création de bavure peut être évité en réduisant le diamètre par une coupe interrompue. Une bonne définition de l'arête de coupe combinée avec un choix de rayon mini diminuera les risques de bavure.

La formation d'un truciolo a forma di anello appare talvolta quando si incontrano due passate sullo stesso diamètre. Tale formazione può essere evitata eseguendo una sola passata da uno spallamento all'altro. Un tagliente ben definito (tutti gli inserti HORN presentano un tagliente ben definito) ed un piccolo angolo al vertice riducono la tendenza alla formazione del truciolo a forma di anello.



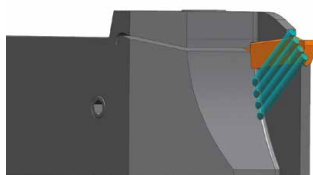
Risque de bavure
Rischio di formazione di anello



Pas de création de bavure
Nessuna formazione di anello

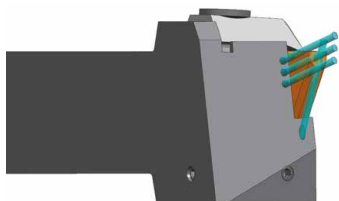
Les possibilités de sortie de l'arrosage.

Possibili adduzione del lubrorefrigerante.



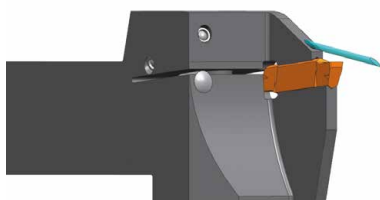
Sortie du liquide de coupe sur le côté de la plaquette.

Getti di lubrorefrigerante attraverso ugelli posti lateralmente all'inserto.



Sortie du liquide de coupe sur le côté de la plaquette.

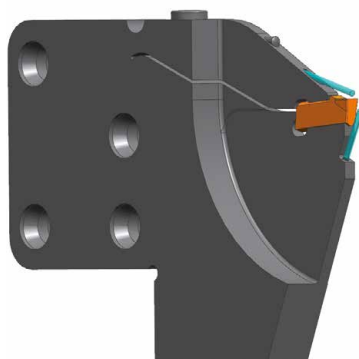
Getti di lubrorefrigerante attraverso ugelli posti lateralmente all'inserto.



S100
S224
S229

Sortie du liquide de coupe par le doigt de serrage.

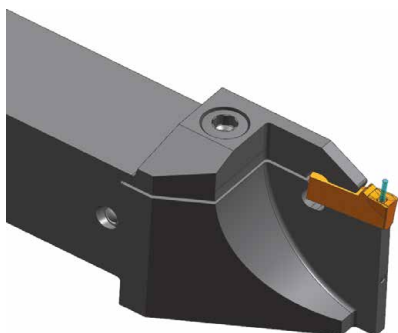
Getto di lubrorefrigerante attraverso la staffa di serraggio.



S100
S224
S229

Sortie du liquide de coupe par le doigt de serrage et le support de la plaquette.

Getto di lubrorefrigerante attraverso la staffa di serraggio e il supporto dell'inserto.



S100
S224

Sortie du liquide de coupe par le centre de la plaquette.

Getto di lubrorefrigerante attraverso l'inserto.

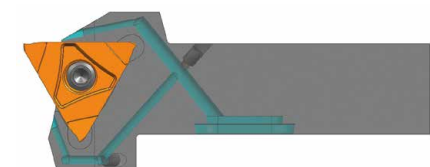
Variantes de connexions pour l'alimentation de l'arrosage de coupe interne.

Differenti metodi di adduzione del lubrorefrigerante.



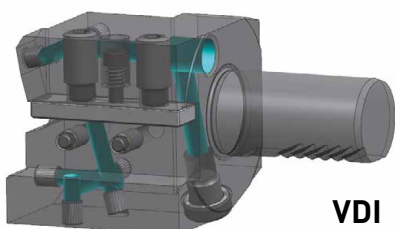
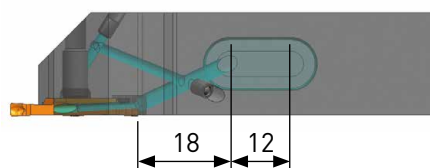
Connexion externe du porte outil, exemple par une pompe à haute pression.

Connessione esterna al portautensile per esempio attraverso una pompa ad alta pressione.



Raccordement interne à travers le porte-outil de base au moyen d'un trou oblong.

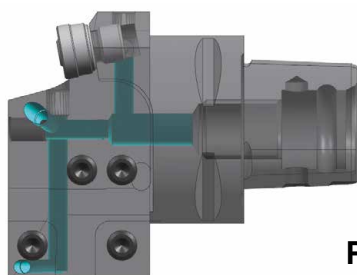
Connessione interna attraverso l'asola del corpo base.



VDI

Connexion externe du porte outil, exemple par une pompe à haute pression.


Connessione esterna al portautensile per esempio attraverso una pompa ad alta pressione.




PSC

Connexion interne par le porte outil sur la cassette.

Connessione interna al portautensile dalla base finale della cartuccia.



TS



HSK

Vue d'ensemble des revêtements

Panoramica dei rivestimenti



Matériau de coupe Gruppo di materiali	Structure du revêtement Rivestimento	Recommandation Raccomandazioni di utilizzo						Application Applicazione
		P05	M05	K05	N05	S05	H05	
AN2_ AN4_	AlCrSiN	P10	M10	K10	N10	S10	H10	Ébauche et finition de gorges et brochages Gole in sgrossatura e finitura, stozzatura
		P20	M20	K20	N20	S20	H20	
		P30	M30	K30	N30	S30	H30	
		P40	M40	K40	N40			
		P50	M50					
TH3_	TiAlN	P05	M05	K05	N05	S05	H05	Ébauche et finition de gorges à des vitesses de coupe moyennes, convient également à l'usinage à sec Gole in sgrossatura e finitura a velocità di taglio medie, anche valido per taglio a secco
		P10	M10	K10	N10	S10	H10	
		P20	M20	K20	N20	S20	H20	
		P30	M30	K30	N30	S30	H30	
		P40	M40	K40	N40			
		P50	M50					
AS4_ AS6_	TiAlN	P05	M05	K05	N05	S05	H05	Convient pour l'ébauche de gorges à des vitesses de coupe moyennes, également pour l'usinage à sec Adatto per sgrossatura di gole a velocità di taglio medie, adatto anche per taglio a secco
		P10	M10	K10	N10	S10	H10	
		P20	M20	K20	N20	S20	H20	
		P30	M30	K30	N30	S30	H30	
		P40	M40	K40	N40			
		P50	M50					
DD2_	TiB2	P05	M05	K05	N05	S05	H05	Ébauche et finition de gorges Gole in sgrossatura e finitura
		P10	M10	K10	N10	S10	H10	
		P20	M20	K20	N20	S20	H20	
		P30	M30	K30	N30	S30	H30	
		P40	M40	K40	N40			
		P50	M50					
EG3_	AlTiN + TiN	P05	M05	K05	N05	S05	H05	Idéal pour la coupe en finition à des vitesses de coupe élevées Ideale per finitura e alte velocità di taglio
		P10	M10	K10	N10	S10	H10	
		P20	M20	K20	N20	S20	H20	
		P30	M30	K30	N30	S30	H30	
		P40	M40	K40	N40			
		P50	M50					
EG5_	AlTiN + TiN	P05	M05	K05	N05	S05	H05	Idéal pour les gorges à haute vitesses de coupe Ideale per sgrossatura di gole e alta velocità di taglio
		P10	M10	K10	N10	S10	H10	
		P20	M20	K20	N20	S20	H20	
		P30	M30	K30	N30	S30	H30	
		P40	M40	K40	N40			
		P50	M50					
ES1_	AlTiN	P05	M05	K05	N05	S05	H05	Idéal pour les opérations de finition et les opérations de finition, sans Interruption de la coupe Ideale per finitura e super-finitura senza tagli interrotti
		P10	M10	K10	N10	S10	H10	
		P20	M20	K20	N20	S20	H20	
		P30	M30	K30	N30	S30	H30	
		P40	M40	K40	N40			
		P50	M50					

Vue d'ensemble des revêtements

Panoramica dei rivestimenti



Matériau de coupe Gruppo di materiali	Structure du revêtement Rivestimento	Recommandation Raccomandazioni di utilizzo						Application Applicazione
IG3_	TiAlSiN	P05	M05	K05	N05	S05	H05	Idéal pour les gorges de finition à haute vitesses de coupe, également convient pour l'usinage à sec Ideale per gole in finitura ad alte velocità, anche adatto al taglio interrotto
		P10	M10	K10	N10	S10	H10	
		P20	M20	K20	N20	S20	H20	
		P30	M30	K30	N30	S30	H30	
		P40	M40	K40	N40			
		P50	M50					
IG6_	TiAlSiN	P05	M05	K05	N05	S05	H05	Ébauche et finition de gorges à des vitesses de coupe élevées à des vitesses de coupe élevées, convient également à l'usinage à sec Sgrossatura e finitura di gole ad alte velocità, adatto anche al taglio a secco
		P10	M10	K10	N10	S10	H10	
		P20	M20	K20	N20	S20	H20	
		P30	M30	K30	N30	S30	H30	
		P40	M40	K40	N40			
		P50	M50					
NE2_	ta-C	P05	M05	K05	N05	S05	H05	Ébauche et finition de gorges, sans aucune interruption de la coupe Sgrossatura e finitura di gole, no taglio interrotto
		P10	M10	K10	N10	S10	H10	
		P20	M20	K20	N20	S20	H20	
		P30	M30	K30	N30	S30	H30	
		P40	M40	K40	N40			
		P50	M50					
SG3_	TiAlCrSiN	P05	M05	K05	N05	S05	H05	Ébauche et finition de gorges Sgrossatura e finitura di gole
		P10	M10	K10	N10	S10	H10	
		P20	M20	K20	N20	S20	H20	
		P30	M30	K30	N30	S30	H30	
		P40	M40	K40	N40			
		P50	M50					
TI2_	TiCn	P05	M05	K05	N05	S05	H05	Ébauche et finition de gorges à des vitesses de coupe modérées vitesses de coupe, réduction des des arêtes rapportées Sgrossatura e finitura di gole a velocità di taglio moderate, riduzione del tagliente di riporto
		P10	M10	K10	N10	S10	H10	
		P20	M20	K20	N20	S20	H20	
		P30	M30	K30	N30	S30	H30	
		P40	M40	K40	N40			
		P50	M50					
TN3_	TiN	P05	M05	K05	N05	S05	H05	Ébauche et finition de gorges à des vitesses de coupe modérées modérées Sgrossatura e finitura di gole a velocità moderate
		P10	M10	K10	N10	S10	H10	
		P20	M20	K20	N20	S20	H20	
		P30	M30	K30	N30	S30	H30	
		P40	M40	K40	N40			
		P50	M50					

ISO 513		P	M	K	N	S	H
+ Ténacité / Tenacità	- Résistance à l'usure / Resistenza all'usura	05	05	05	05	05	05
		10	10	10	10	10	10
		20	20	20	20	20	20
		30	30	30	30	30	30
		40	40	40	40		
		50	50				

Conditions de coupe

Parametri di taglio



Matière Materiale		Groupe de matières Gruppo materiale	Dureté Brinell Durezza Brinell (HB)	Ténacité R _m [N/mm ²] Tenacità	Exemple de matériau Esempio di materiale	
P	Acier non allié Acciaio non legato	~ 0,2 % C	P1.1	125	430	CK15
		~ 0,4% C recuit ricotti	P1.2	190	610	19Mn6
		~ 0,4% C traités bonificati	P1.3	210	640	36Mn5
		~ 0,6% C recuit ricotti	P1.4	190	610	C55
		~ 0,6% C traités bonificati	P1.5	300	1000	CK60
		Acier de décolletage Acciaio da taglio gratuito	P1.6	220	750	9SMn28
	Acier faiblement allié (<5%) Acciai basso legati	recuit ricotti	P2.1	180	590	100Cr6
		traités bonificati	P2.2	280	960	14NiCr10
		traités bonificati	P2.3	350	1250	34CrMo4
		traités bonificati	P2.4	430	1450	55Cr3
	Acier hautement allié (>5%) Acciai alto legati	recuit ricotti	P3.1	200	680	X10CrAl18
		gehärtet hardened	P3.2	350	1200	X210Cr2
	Acier moulé Acciaio fuso	non allié non legato	P4.1	180	590	GE200
		allié legato	P4.2	220	750	GX40CrSi28
	Acier fritté Acciaio sinterizzato	doux morbido	P5.1	220	570	Sint-D39
M	Acier inoxydable Acciaio inossidabili	martensitique ferritique martensitici ferritici	M1.1	200	680	X16Cr13
		austenitique austenitici	M1.2	300	1000	X6CrNiMo-Ti17-12-2
		austenitique ferritique austenitici ferritici	M1.3	230	780	X2CrNiMo-N17-13-3
H	Aciers trempés Acciai temprati	50-55 HRC	H1.1	-	-	
		55-60 HRC	H1.2	-	-	
		60-63 HRC	H1.3	-	-	
		> 63HRC	H1.4	-	-	

Y

Conditions de coupe

Parametri di taglio



Vitesse de coupe vc (m/min) / Valeurs de départ Velocità di taglio vc (m/min) / Valori di partenza									
K10 MG12	TN3_	TI2_	TH3_ TF4_ AS4_ AS6_	ES1_ AC2_	EG3_ EG5_ HP6_	IG3_ IG6_	DD2_	SG3_	H20 H54 IG6T
	200-130	260-160	280-180	280-180	280-180	340 - 220			400 - 300
	160-70	230 - 120	250 - 140	250 - 140	250 - 140	320 - 200			400 - 300
	160-70	230 - 120	250 - 140	250 - 140	250 - 140	320 - 200			400 - 300
	160-70	230 - 120	250 - 140	250 - 140	250 - 140	320 - 200			400 - 300
	150-60	190 - 70	210 - 90	210 - 90	210 - 90	280 - 150			400 - 300
	160-70	230 - 120	250 - 140	250 - 140	250 - 140	320 - 200			350 - 250
	150-80	200 - 80	220 - 100	220 - 100	220 - 100	300 - 180			400 - 300
	140-70	190 - 70	210 - 90	210 - 90	210 - 90	280 - 150			400 - 300
	130-50	170 - 60	190 - 80	190 - 80	190 - 80	250 - 140			350 - 250
	130-50	170 - 60	190 - 80	190 - 80	190 - 80	230 - 120			350 - 250
	140-60	180 - 60	200 - 80	200 - 80	200 - 80	260 - 140			250 - 200
	130-50	170 - 60	190 - 80	190 - 80	190 - 80	250 - 120			250 - 200
	140-100	180 - 120	200 - 140	200 - 140	200 - 140	250 - 200			250 - 200
	110-70	140 - 80	160 - 100	160 - 100	160 - 100	220 - 160			220 - 160
					120 - 80	120 - 80		150-90	250 - 200
					100 - 60	100 - 60		110-80	200 - 150
								120-90	200 - 150
							60 - 40	70-50	
							50 - 30	60-40	

Y

Conditions de coupe

Parametri di taglio



Matière Materiale		Groupe de matières Gruppo materiale	Dureté Brinell Durezza Brinell (HB)	Ténacité R _m [N/mm ²] Tenacità	Exemple de matériau Esempio di materiale	
K	Fonte grise Ghise	basse ténacité alta tenacità	K1.1	180	250	GG-25
		haute ténacité bassa tenacità	K1.2	250	350	GG-40
	Fonte graph. sphéroïdale Ghise sferoidali	ferritique ferritici	K2.1	160	400	GGG-40
		perlitique perlitici	K2.1	260	700	GGG-60
	Fonte malléable Ghisa malleabile	ferritique ferritic	K3.1	200	400	GTW-45
		perlitique perlitici	K3.2	260	700	GTS-55-04
	Fonte ausferritique/ADI Ausferritico Ghisa/ ADI	traités bonificati	K4.1	260	800	
		traités bonificati	K4.2	350	1050	
		traités bonificati	K4.3	450	1400	
N	Alliage d'aluminium Leghe d'alluminio	ne peut pas être traité non trattabili al calore	N1.1	30		AlMg1
		pouvant être traité thermiquement trattabili al calore	N1.2	100	340	AlMgSi1
	Alliage de fonte d'aluminium Leghe di alluminio presso fuso	< 6% Si	N2.1	80	300	AlMgSi6
		6-10% Si	N2.2	100	320	AlSi7Mg
		10-15 % Si	N2.3	130	450	AlSi12
	Alliages de cuivre Leghe di rame	Cuivre pur Rame puro	N3.1	100	340	Cu
		Laiton Ottone	N3.2	90	310	CuZn40Pb
		Laiton sans plomb Ottone senza piombo	N3.3	110	430	CuZn40
		haute résistance alta resistenza	N3.4	300	1000	CuZn25Al5- Mn4Fe3
	Graphite Grafite		N4.1			
S	Résistant à la chaleur Alliage (Fe) Leghe resistenti al calore	recuit ricotti	S1.1	200	670	
		trempe temprato	S1.2	275	930	
	Résistant à la chaleur Alliage (Ni, Co) Leghe resistenti al calore	recuit ricotti	S2.1	250	840	Inconel 600
		trempe temprato	S2.2	350	1200	Inconel 713

Conditions de coupe

Parametri di taglio



Vitesse de coupe vc (m/min) / Valeurs de départ Velocità di taglio vc (m/min) / Valori di partenza										
	K10 MG12	TN3_	TI2_	TH3_ TF4_ AS4_ AS6_	ES1_ AC2_	EG3_ EG5_ HP6_	IG3_ IG6_	DD2_	SG3_	H20 H54 IG6T
	90- 60	140-90		200 - 120	200 - 120	200 - 120	250 -140		250 -140	
	90 -60	110-90		160 - 120	160 - 120	160 - 120	220 - 150		220 - 150	
		110-80		180 - 130	180 - 130	180 - 130	240 - 160		240 - 160	
		110-80		160 - 120	160 - 120	160 - 120	200 - 160		200 - 160	
		150-90		220 - 120	220 - 120	220 - 120	280 - 180		280 - 180	
		130-60		190 - 100	190 - 100	190 - 100	250 - 160		250 - 160	
		110-60		180 - 90	180 - 90	180 - 90				
		110-60		160 - 80	160 - 80	160 - 80				
		80-50		120 - 60	120 - 60	120 - 60				
	600-400							1000 - 600		500 - 350
	400-200							600-300		350 - 300
	600 - 300							1000 -600		500 - 350
								400 - 220		350 - 300
	200 - 120							400 - 220		
	200 - 120							300 - 180		
	150 - 90							250 - 120		
	150 -90							200 - 80		
	50-30						80 - 60		90-70	
	50-30						50 - 30		60-40	
	50-30						70 - 50		80-60	
	50-30						60 - 40		70-50	



Conditions de coupe

Parametri di taglio



Matière Materiale		Groupe de matières Gruppo materiale	Dureté Brinell Durezza Brinell (HB)	Ténacité R _m [N/mm ²] Tenacità	Exemple de matériau Esempio di materiale	
S Titane Titanio	Alliage de titane α Lega di titanio α	S3.1	120	240		
	Alliage de titane α-β Lega di titanio α-β	S3.2	360	1200		
	Alliage de titane β Lega di titanio β	S3.3	410	1400		
O	Thermoplastiques Termoplastiche		01.1			
	Plastique dur Plastica dura		01.2			
	Plastiques renforcés de fibres de verre Plastiche caricate a fibra di vetro	GFK	01.3			
	Plastiques renforcés de fibres de carbone Plastiche caricate a fibra di carbonio	CFK	01.4			

Conditions de coupe

Parametri di taglio



	Vitesse de coupe vc (m/min) / Valeurs de départ Velocità di taglio vc (m/min) / Valori di partenza									
	K10 MG12	TN3_	TI2_	TH3_ TF4_ AS4_ AS6_	ES1_ AC2_	EG3_ EG5_ HP6_	IG3_ IG6_	DD2_	SG3_	H20 H54 IG6T
	50-30						150 - 110		160-120	
	50-30						80 - 60		90-70	
	50-30						50 - 45		60-50	
	150 - 50									
	150 - 100									
	150 - 100									
	300 - 150									



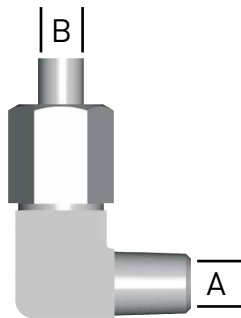
Raccord pour arrosage centre outils pour tuyau Ø 6 mm

Raccordi per l'adduzione del refrigerante per tubo Ø 6 mm



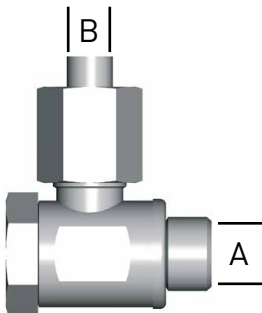
Raccord pour arrosage centre outils, directement vissé
Raccordo ad angolo, Raccordo diritto

A	B	N° de commande Codice prodotto
M8 x 1	Ø 6 mm	004.00.19
G1/8"	Ø 6 mm	004.00.14



Raccord pour arrosage centre outils, coudé et fixe
Raccordo ad angolo, Raccordo ad angolo, non orientable

A	B	N° de commande Codice prodotto
M8 x 1	Ø 6 mm	004.00.22
G1/8"	Ø 6 mm	004.00.33



Raccord à vissé pivotant
Raccordo ad angolo orientable

A	B	N° de commande Codice prodotto
M8 x 1	Ø 6 mm	004.00.61
G1/8"	Ø 6 mm	004.00.16

Raccord rapide pour arrosage centre outils


Raccordo ad innesto rapido per l'adduzione del refrigerante

Raccord rapide
Innesto rapido

M10 x 1 - 004.00.49




Embouts
Atacco



M8 x 1 - 004.00.56
G1/8" - 004.00.57

Embouts
Atacco



Ø 6 mm - 004.00.59



D 041 VL
0,4-1 Nm

Tournevis dynamométrique avec graduation
- réglage variable du couple
- le couple ajusté est indiqué sur le cadran

Le couple peut être ajusté à l'aide d'un outil spécial de réglage du couple (inclus).

Poignée : Forme ergonomique offrant une parfaite maniabilité. Signal sonore lorsque le couple réglé est atteint.

Norme : EN ISO 6798, BS EN 26789, ASME B 107.14.M

Précision : $\pm 6\%$



D 15 VL
1-5 Nm

Cacciavite dinamometrico graduato
- impostazione variabile della coppia
- la coppia regolata viene visualizzata sul display

La coppia può essere regolata con un apposito regolatore di coppia (incluso).

Impugnatura: La forma ergonomica offre una perfetta maneggevolezza. Segnale acustico al raggiungimento della coppia impostata.

Standard: EN ISO 6798, BS EN 26789, ASME B 107.14.M.

Precisione: $\pm 6\%$



D 28 VL
2-7 Nm

Dispositif pour le réglage du couple requis

Poignée : En cellulose avec une surface micro-structurée

Lame : Lame octogonale (8 plats), galvanisée et trempée.

Dispositivo per l'impostazione della coppia richiesta

Impugnatura: Cellulosa-acetato con superficie micro-strutturata

Lama: Lama ottagonale (8 lamelle), zincata e temprata



ED 28 VL

pour / per
D041VL / D15VL / D28VL



D515QL

5-14 Nm

Tournevis dynamométrique avec graduation

- réglage variable du couple
- le couple ajusté est indiqué sur le cadran

Le couple peut être ajusté à l'aide d'un outil spécial de réglage du couple (inclus).

Poignée : Forme ergonomique offrant une parfaite maniabilité. Signal sonore lorsque le couple réglé est atteint.

Norme : EN ISO 6798, BS EN 26789, ASME B 107.14.M

Précision : $\pm 6\%$

Cacciavite dinamometrico graduato

- impostazione variabile della coppia
- la coppia regolata viene visualizzata sul display

La coppia può essere regolata con un apposito regolatore di coppia (incluso).

Impugnatura: La forma ergonomica offre una perfetta maneggevolezza. Segnale acustico al raggiungimento della coppia impostata.

Standard: EN ISO 6798, BS EN 26789, ASME B 107.14.M.

Precisione: $\pm 6\%$



ED515QL

pour / per
D515QL

Dispositif pour le réglage du couple requis

Poignée : En cellulose avec une surface micro-structurée

Lame : Lame octogonale (8 plats), galvanisée et trempée.

Dispositivo per l'impostazione della coppia richiesta

Impugnatura: Cellulosa-acetato con superficie micro strutturata

Lama: Lama ottagonale (8 lamelle), zincata e temprata



DT6PK
DT7PK
DT8PK
DT9PK
DT10PK
DT15PK
DT20PK
DT25PK

pour / per
 D041VL / D15VL / D28VL



Plus

Embout pour vis TORX PLUS®

Lame : Acier Chrome-Vanadium de haute qualité, trempé à cœur, chromé. La lame Wiha Chrome garantit une précision maximale.

Code couleur : vert foncé

Utilisation : Réglage contrôlé de la vis avec un couple défini en combinaison avec le manche du tournevis dynamométrique Wiha.

Inserto per viti TORX-Plus®

Lama: acciaio al cromo vanadio di alta qualità, temprato e cromato. La lama Wiha Chrome garantisce la massima precisione. Codice colorato verde scuro

Utilizzo: Regolazione controllata della vite con coppia definita in combinazione con l'impugnatura del cacciavite dinamometrico Wiha.



DT6K
DT8K
DT15K

pour / per
 D041VL / D15VL / D28VL



Embout pour vis Torx

Lame : Acier Chrome-Vanadium de haute qualité, trempé à cœur, chromé. La lame Wiha Chrome garantit une précision maximale.

Code couleur : vert foncé

Utilisation : Réglage contrôlé de la vis avec un couple défini en combinaison avec le manche du tournevis dynamométrique Wiha.

Inserto per viti Torx screws

Lama: acciaio al cromo vanadio di alta qualità, temprato e cromato. La lama Wiha Chrome garantisce la massima precisione. Codice colorato verde scuro

Utilizzo: Regolazione controllata della vite con coppia definita in combinazione con l'impugnatura del cacciavite dinamometrico Wiha.



DT15PQ
DT20PQ
DT25PQ
DT27PQ
DT30PQ

pour / per
 D515QL



Plus

Embout pour vis TORX PLUS®

Lame : Acier Chrome-Vanadium de haute qualité, trempé à cœur, chromé. La lame Wiha Chrome garantit une précision maximale.

Code couleur : vert foncé

Utilisation : Réglage contrôlé de la vis avec un couple défini en combinaison avec le manche du tournevis dynamométrique Wiha.

Inserto per viti TORX-Plus®


Lama: acciaio al cromo vanadio di alta qualità, temprato e cromato. La lama Wiha Chrome garantisce la massima precisione. Codice colorato verde scuro

Utilizzo: Regolazione controllata della vite con coppia definita in combinazione con l'impugnatura del cacciavite dinamometrico Wiha.



DSW15K
DSW20K
DSW25K
DSW30K
DSW40K

pour / per
 D041VL / D15VL / D28VL



Embout pour vis à tête creuse hexagonal

Lame : Acier Chrome-Vanadium de haute qualité, trempé à cœur, chromé. La lame Wiha Chrome garantit une précision maximale.

Code couleur : vert foncé

Utilisation : Réglage contrôlé de la vis avec un couple défini en combinaison avec le manche du tournevis dynamométrique Wiha.

Inserto per viti a brugola

Blade: High quality Chrome-Vanadium steel, through hard
Inserto: acciaio al cromo vanadio di alta qualità, temprato e cromato. La lama al cromo Wiha garantisce la massima precisione. Codice colorato rosso

Utilizzo: Regolazione controllata della vite con coppia definita in combinazione con l'impugnatura del cacciavite dinamometrico Wiha.



D14ZBK

pour / per
D041VL / D15VL / D28VL

Embout universel pour embouts C6,3 et E6,3 (1/4")

Lame : Acier Chrome-Vanadium de haute qualité, trempé à cœur, chromé.

Col : Acier inoxydable

Utilisation : Pour un vissage contrôlé avec un couple défini en combinaison avec le manche du tournevis dynamométrique.

Chiave universale per punte C6,3 ed E6,3 (1/4")

Inserto: acciaio al cromo vanadio di alta qualità, temprato e cromato.

Collare: Acciaio inossidabile

Utilizzo: Per l'avvitamento controllato con coppia definita in combinazione con l'impugnatura del cacciavite dinamometrico.



D14ZBQ

pour / per
D515QL

Embout universel pour embouts C6,3 et E6,3 (1/4")

Lame : Acier Chrome-Vanadium de haute qualité, trempé à cœur, chromé.

Col : Acier inoxydable

Utilisation : Pour un vissage contrôlé avec un couple défini en combinaison avec le manche du tournevis dynamométrique.

Chiave universale per punte C6,3 ed E6,3 (1/4")

Inserto: acciaio al cromo vanadio di alta qualità, temprato e cromato.

Collare: Acciaio inossidabile

Utilizzo: Per l'avvitamento controllato con coppia definita in combinazione con l'impugnatura del cacciavite dinamometrico.



14ZQK

Clé Universel avec poignée en T pour C6,3 et E6,3 (1/4")

Lame : Acier Chrome-Vanadium de haute qualité, trempé à cœur et chromé.

Col : Acier inoxydable

Utilisation : Pour une ouverture contrôlée

Chiave universale con impugnatura a T per punte C6,3 and E6,3 (1/4")


Blade: High quality Chrome-Vanadium steel, through hardened, chrome plated.

Collar: Stainless steel

Utilization: For controlled opening



SW09DIN911	SW 0,9
SW13DIN911	SW 1,3
SW15DIN911	SW 1,5
SW20DIN911	SW 2,0
SW25DIN911	SW 2,5
SW30DIN911	SW 3,0
SW35DIN911	SW 3,5
SW40DIN911	SW 4,0
SW50DIN911	SW 5,0
SW60DIN911	SW 6,0
SW70DIN911	SW 7,0
SW80DIN911	SW 8,0
SW100DIN911	SW 10,0
SW120DIN911	SW 12,0
SW140DIN911	SW 14,0



Clé pour vis Hexagone intérieur

Utilisation: Pour toutes les opérations de vissage

Clé pour vis Sedi Esagone

Utilizzo: Per tutte le operazioni di avvitamento



T6PW
T7PW
T8PW
T9PW
T10PW
T15PW
T20PW
T25PW
T30PW



Plus

Clé pour vis TORX PLUS®

Utilisation : Pour tout type d'utilisation des vis TORX PLUS®

Attention : La clé TORX PLUS® ne convient pas aux vis Torx.

Chiave per viti TORX PLUS®

Utilizzo: Per tutti i tipi di utilizzo delle viti TORX PLUS®.

Attenzione: La chiave TORX PLUS® NON è adatta alle viti Torx.

Type Tipo	Page Pag.
050	247
64 / 65	397
76	322
99	398
105	513-517
114	532-535
208	280-281
210	214-218
211	278-279
213	235-239
214	240-241
217	138-142
218	219-226
219	232-233
220	550-551
221	586
225	234
226	227-231, 662
228	587
229	262-268, 481-482, 582
229 / S229	269, 665
230 / 250	133
231	282-283, 484
231 / N231	588
232	143-144
233 / 253	134
234 / 254	135
235 / 255	136
240	130-131
245	137
248	132
257	246
259	273
264	301-307, 485, 677-678
309	402
312	410-426, 594, 701-704
315	443-448, 493-498

Type Tipo	Page Pag.
330	405
333	440
340	403-404
356	431-437, 598, 600, 791
357	438-439, 441-442, 599
360	387-391, 592
361	392
368	393-394, 698-699
369	395-396, 593
390	400
391	401, 700
974	317
A105	519-520
A109	522
A110	524-525
A315	601-603
B105	508, 518, 735
B105 / BU105	509
B109	521
B110	523
B114	528-529
B209	114
B216	122
B223	96, 98-101
B224	173-179, 182-183, 552
B229	242-243
BA114	530
BK223	97
BK224	180-181
BK229	244-245
E223	103
H25A	538-539
H32T	364
H34T	374-376
H64T	468-470
H100	27-63, 608-624
H101	74

Type Tipo	Page Pag.
H105	510
H117	79-80, 82, 84, 86-87
H223	102, 638
H224	153-172, 644-650
H259	272
H262	287
H264	296-300, 676
H274	312-316, 319, 682
H274...E	337, 689
H274...SF	352-353
H316	456-457, 462, 710
HC105	511
HC114	531
HC316	458, 463
IB25A	541
K25A	540
KT274	320
KTC274	321
LA210	568
LA226	566
LAK220	570-572
LAK224	553-554
LIK220	574-575
LIK224	557-558
N67 / N68	399
N105	748
N105/N110	740-747, 749-757
N229	483
NASH	722
NS224	480
P105	727
RA210	569
RA226	567
RAK220	573
RAK224	555-556
RHC274	318

Type Tipo	Page Pag.
RIK220	576-577
RIK224	559-560
S15A	542
S15A	543-544
S25A	545-546
S32T	365-369, 492
S34T	377-381
S64T	471-476, 499-500
S100	64-73, 625-634
S101	75
S117	81, 83, 85
S117	775-790
S124	194
S209	115-118
S216	123-126
S223	104-109
S223	639-641
S224	184-193, 195-206 479, 561-563, 651-658
S229	248-261, 270-271, 578-581, 663-664, 666-668
S262	288-291
S274	323-336, 348, 357-358, 486, 488, 490, 683-688
S274...E	338-347, 349-351, 487, 489, 491, 690-695
S274...SF	354-356, 359-360
S312	406-409, 705-707
S315	449-452
S316	459-461, 711-712
SB105	726, 732
SB105.HSK	725
SB105 / SB110	733-734, 736-738
SB110	739
SH117	765-768, 770-774
SH117 / H117	769
SHM117/SH117	764
VDI	512, 718-721



**TROUVEZ MAINTENANT VOTRE SOLUTION
D'OUTILLAGE APPROPRIÉE.**

TROVA L'UTENSILE ADATTO PER TE.

horn-group.com

ALLEMAGNE, SIÈGE SOCIAL

SEDE PRINCIPALE, GERMANIA

—
Hartmetall-Werkzeugfabrik
Paul Horn GmbH
Horn-Straße 1
72072 Tübingen

Tel +49 7071 7004-0
Fax +49 7071 72893

info@de.horn-group.com
horn-group.com

FRANCE

—
HORN S.A.S
665, av. Blaise Pascal,
Zone Industrielle
F-77127 Lieusaint

Tel +33 1648859-58
Fax +33 1648860-49

info@horn.fr
www.horn.fr

ITALIA

—
Febametal S.p.A.
Via Grandi 15
I-10095 Grugliasco

Tel +39 011 770 14 12
Fax +39 011 770 15 24

febametal@febametal.com
www.febametal.com